



US00D639665S

(12) **United States Design Patent**
Wilkins et al.

(10) **Patent No.:** **US D639,665 S**
(45) **Date of Patent:** **** *Jun. 14, 2011**

(54) **PET CONTAINER**

(75) Inventors: **Guy Baskerville Wilkins**, Cincinnati, OH (US); **James Edward McCay**, Fairfield, CT (US); **Adam Robert George Shafer**, Morrow, OH (US); **James Christopher Dorn**, Norton, OH (US); **Gary I. Voss**, Medina, OH (US)

(73) Assignee: **The Procter & Gamble Company**, Cincinnati, OH (US)

(*) Notice: This patent is subject to a terminal disclaimer.

(**) Term: **14 Years**

(21) Appl. No.: **29/255,889**

(22) Filed: **Mar. 13, 2006**

(51) **LOC (9) Cl.** **09-03**

(52) **U.S. Cl.** **D9/528**

(58) **Field of Classification Search** D9/516,
D9/523, 528-532, 548, 563, 575; 215/40,
215/44, 45, 200, 243, 329, 379-386, 395,
215/396, 398, 399

See application file for complete search history.

(56) **References Cited**

U.S. PATENT DOCUMENTS

D281,579 S * 12/1985 Drummond et al. D9/528
D304,423 S * 11/1989 Beaver D9/528
4,894,268 A 1/1990 Greenwood et al.

D358,992 S * 6/1995 Beaver D9/528
D396,412 S * 7/1998 Murphy D9/520
6,019,236 A 2/2000 Slat
D499,027 S * 11/2004 Walsh et al. D9/532
D507,972 S * 8/2005 Kitamura et al. D9/528
7,022,277 B2 4/2006 Bosshardt et al.
2004/0052987 A1 3/2004 Shetty et al.

FOREIGN PATENT DOCUMENTS

JP 7256738 10/1995
JP 9226763 9/1997
JP 11090974 4/1999
JP 2003225982 8/2003

* cited by examiner

Primary Examiner — Shanda C Hill

(74) *Attorney, Agent, or Firm* — Adam W. Borgman;
Cynthia L. Clay; Kim William Zerby

(57) **CLAIM**

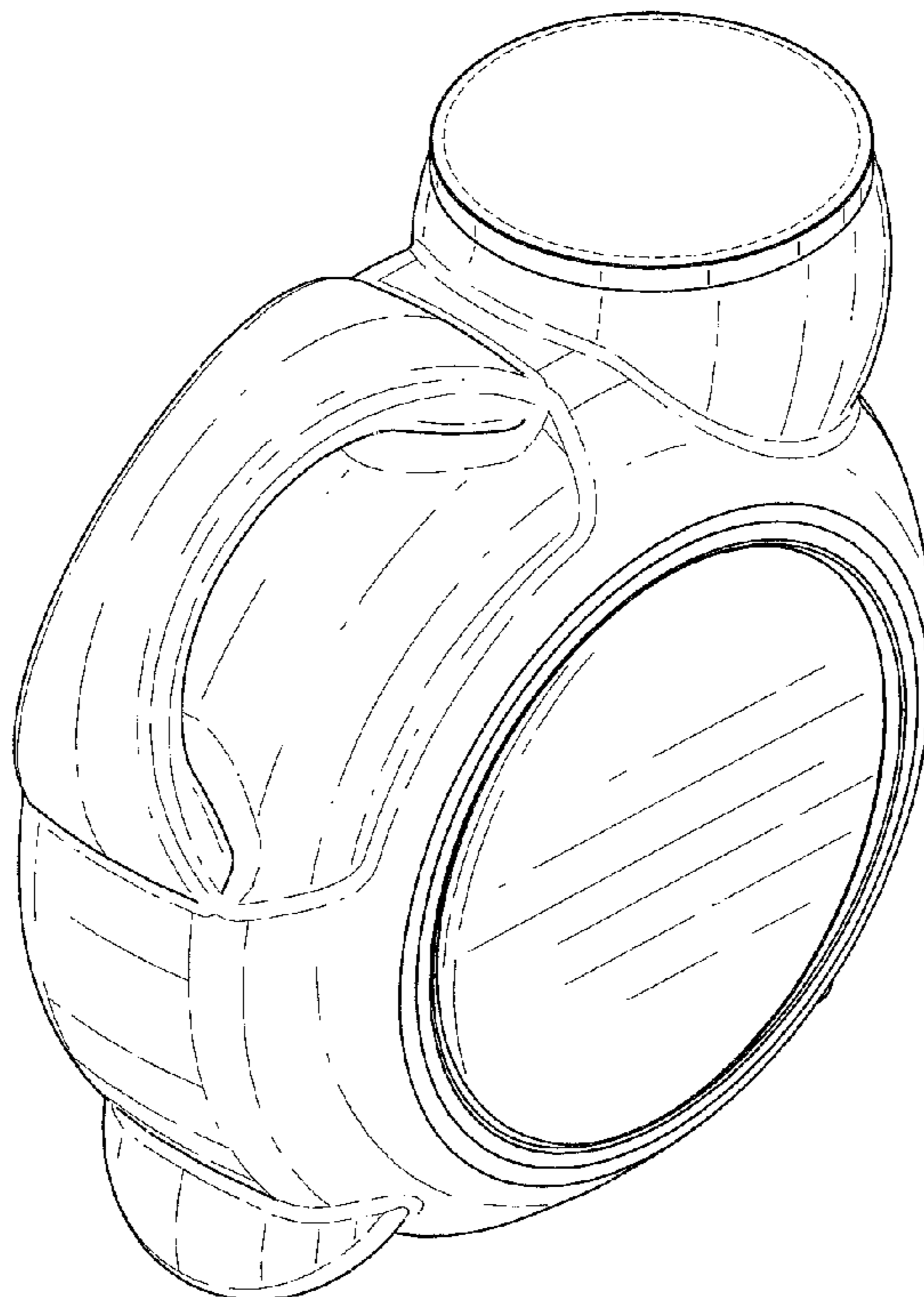
The ornamental design for a pet container, as shown and described.

DESCRIPTION

FIG. 1 is a perspective view of a pet container showing our new design;
FIG. 2 is a front view thereof, the rear view being a mirror image thereof;
FIG. 3 is a left side view thereof;
FIG. 4 is a right side view thereof;
FIG. 5 is a top view thereof; and,
FIG. 6 is a bottom view thereof.

The broken lines in the drawings are for illustrative purposes only and do not form a part of the claimed design.

1 Claim, 2 Drawing Sheets



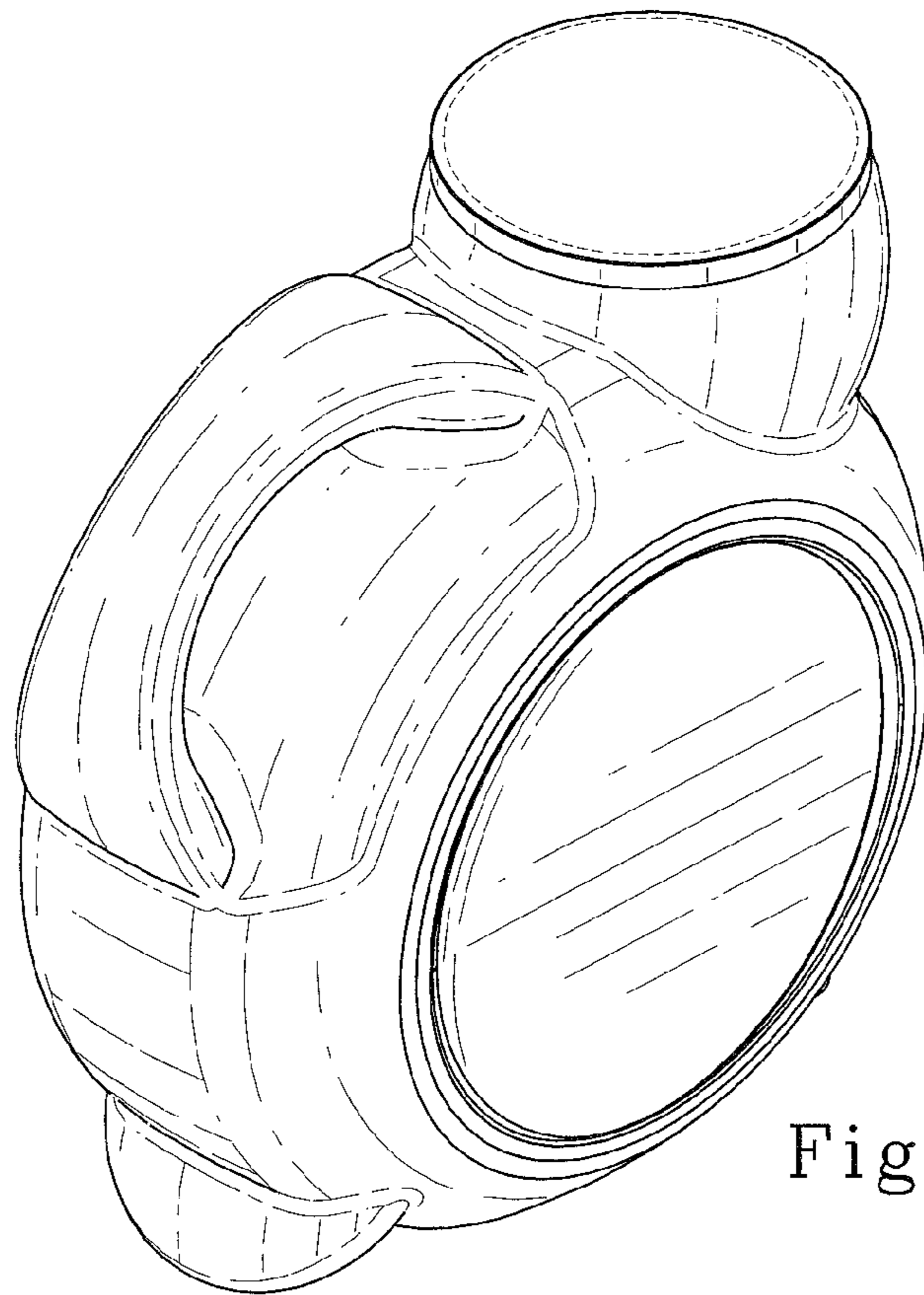


Fig. 1

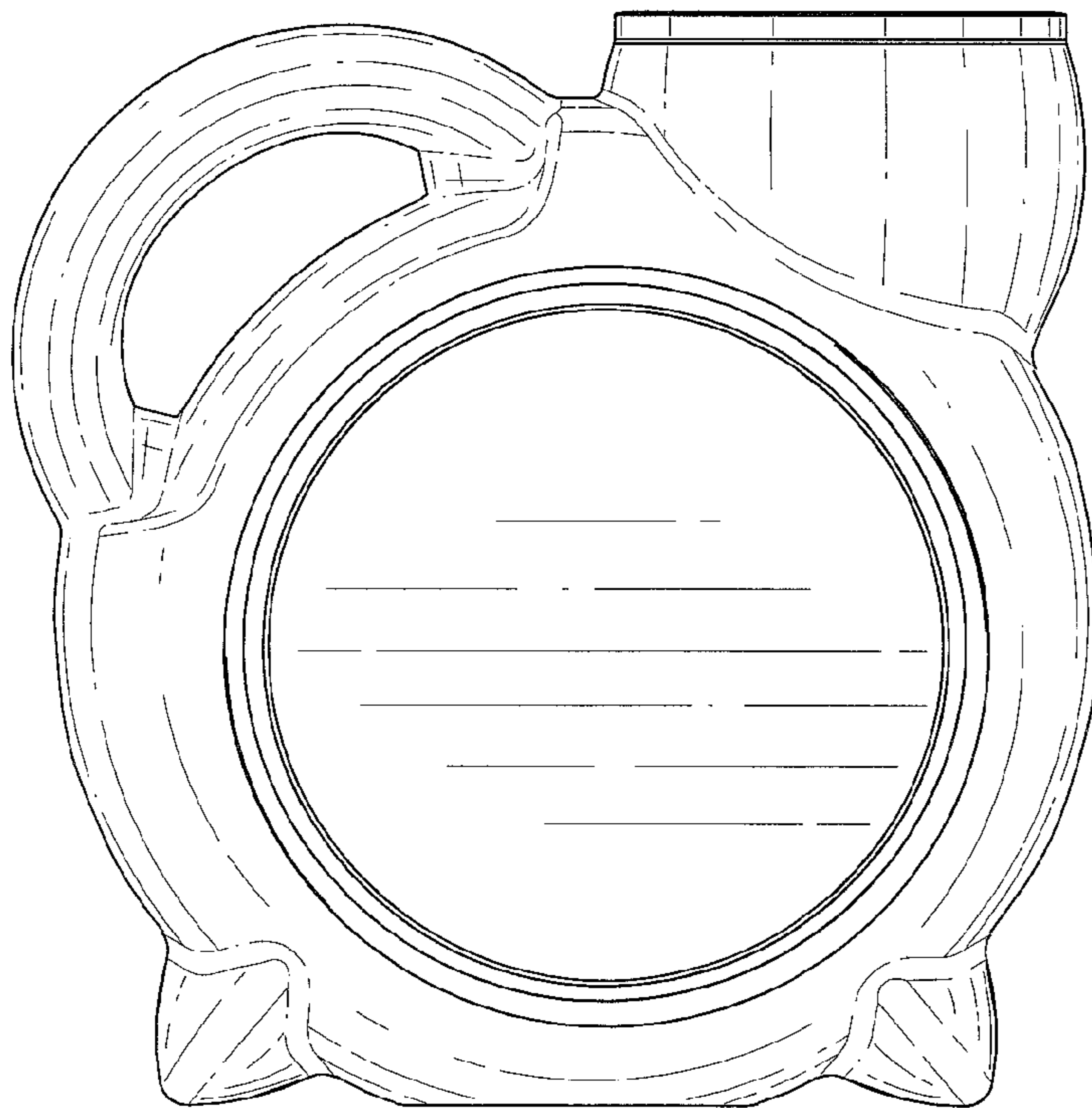


Fig. 2




Fig. 3




Fig. 4

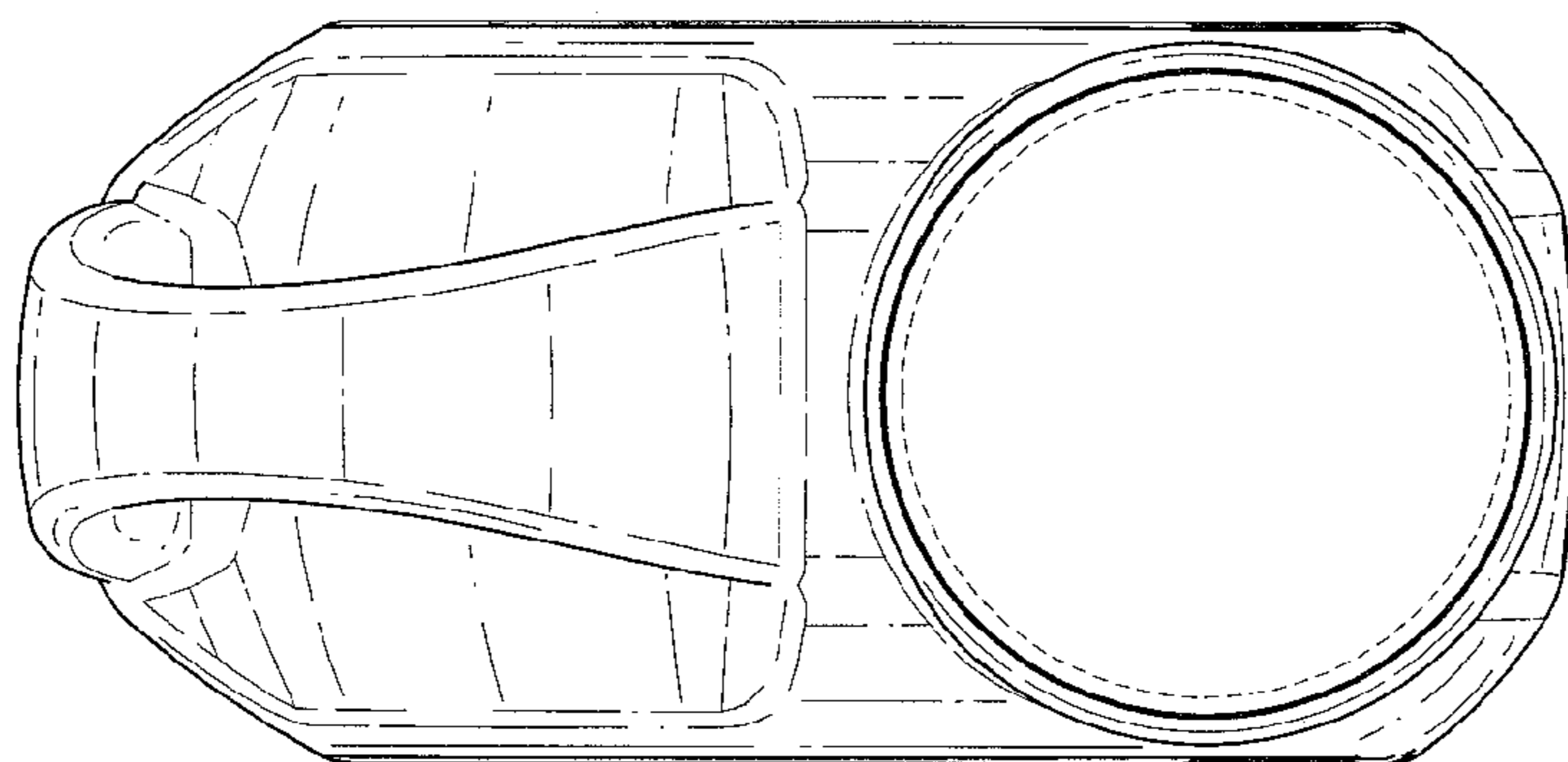


Fig. 5

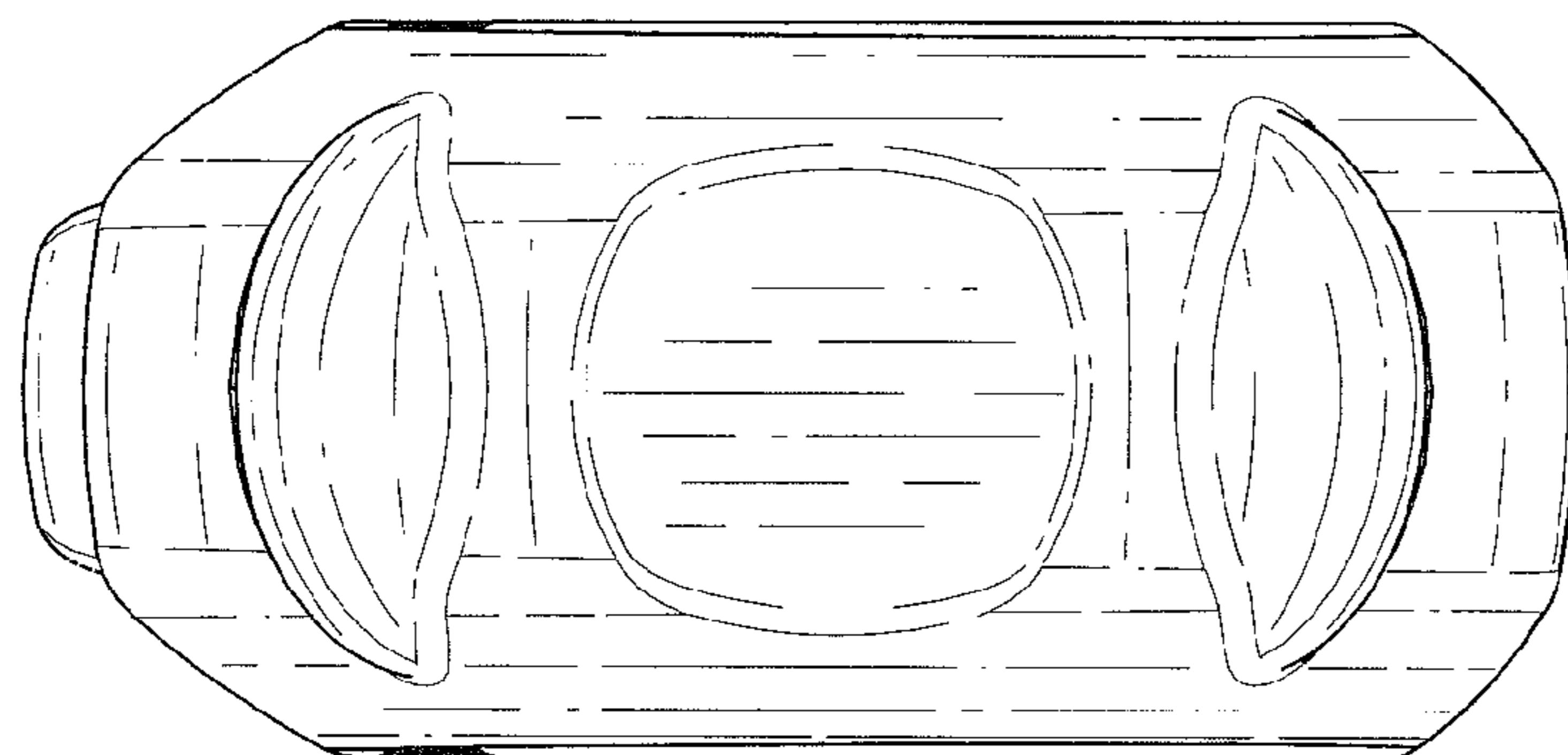


Fig. 6