



US00D639659S

(12) **United States Design Patent**  
**Biondich et al.**

(10) **Patent No.:** **US D639,659 S**  
(45) **Date of Patent:** **\*\* Jun. 14, 2011**

(54) **BOTTLE**

(75) Inventors: **Scott C. Biondich**, Alpharetta, GA (US);  
**Brett Hom**, Durban (ZA); **Vincent Voron**, Duluth, GA (US); **Darryl J. Dawson, Sr.**, Stockbridge, GA (US)

(73) Assignee: **The Coca-Cola Company**, Atlanta, GA (US)

(\*\*) Term: **14 Years**

(21) Appl. No.: **29/365,933**

(22) Filed: **Jul. 16, 2010**

(51) **LOC (9) Cl.** ..... **09-01**

(52) **U.S. Cl.** ..... **D9/500**

(58) **Field of Classification Search** ..... D9/500,  
D9/502-505, 516, 529, 537-540, 544-545,  
D9/549, 558, 574-575, 682, 686, 688-691,  
D9/772, 776-780; D24/224; D7/509-511,  
D7/598, 591, 597, 679; 215/379, 381-382,  
215/384; 220/660, 662, 669, 675

See application file for complete search history.

(56) **References Cited**

**U.S. PATENT DOCUMENTS**

D133,559 S \* 8/1942 Meyer ..... D9/538  
D193,032 S \* 6/1962 Waser ..... D9/500  
D193,033 S \* 6/1962 Waser ..... D9/538  
3,823,032 A \* 7/1974 Ukai ..... 215/12.2

4,065,589 A \* 12/1977 Lenard et al. .... 428/34.7  
5,076,452 A \* 12/1991 Hashimoto ..... 215/48  
D379,307 S \* 5/1997 Marriage ..... D9/503  
D384,889 S \* 10/1997 Nasrallah ..... D9/500  
D399,735 S \* 10/1998 Marriage ..... D9/658  
D410,390 S \* 6/1999 Marriage ..... D9/658  
D411,108 S \* 6/1999 Marriage ..... D9/658  
D426,953 S \* 6/2000 Dries et al. .... D3/264  
D511,300 S 11/2005 Hewson  
D525,870 S \* 8/2006 Allen et al. .... D9/500  
D536,616 S \* 2/2007 Rubin et al. .... D9/500  
D572,589 S \* 7/2008 Coulis et al. .... D9/500  
D582,774 S \* 12/2008 Klemm et al. .... D9/500  
D528,000 S 9/2009 Davis et al.

\* cited by examiner

*Primary Examiner* — Ian Simmons

*Assistant Examiner* — Dana L Sipos

(74) *Attorney, Agent, or Firm* — Michael J. Kline

(57) **CLAIM**

We claim the ornamental design for a bottle, as shown and described.

**DESCRIPTION**

FIG. 1 is a top front perspective view of a bottle showing our new design;

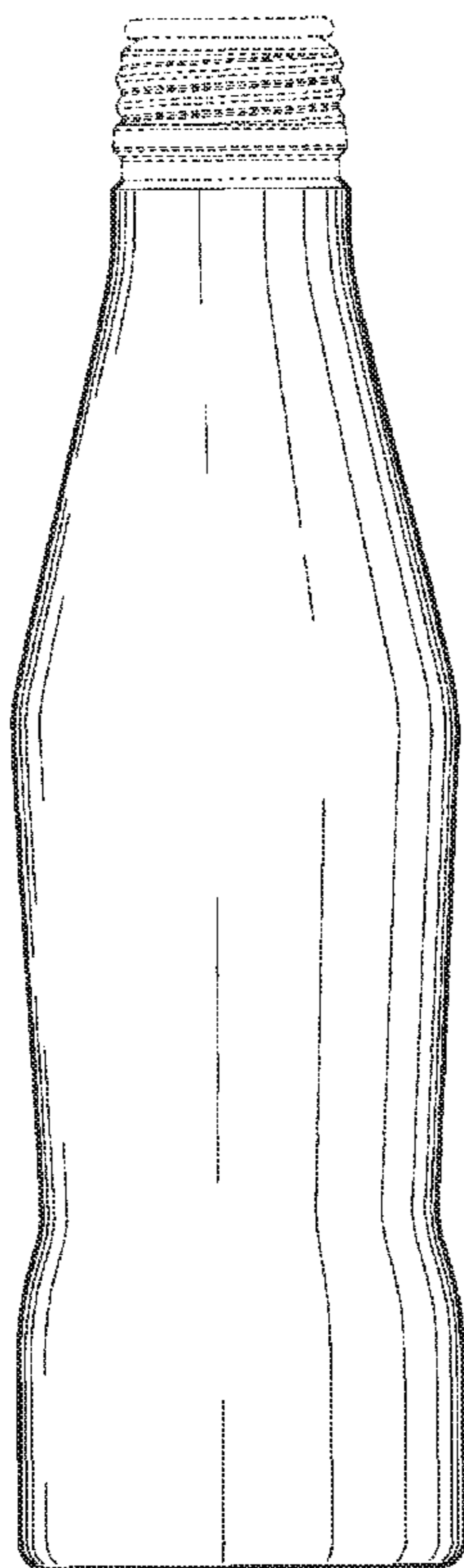
FIG. 2 is a back elevational view thereof;

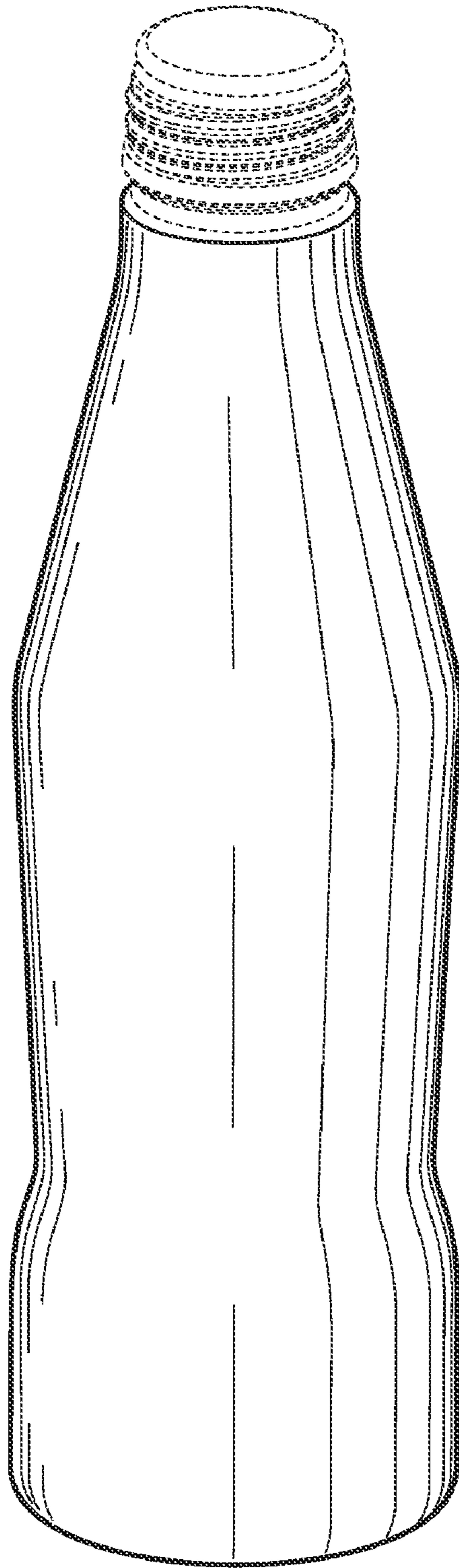
FIG. 3 is a top plan view thereof; and,

FIG. 4 is a bottom plan view thereof.

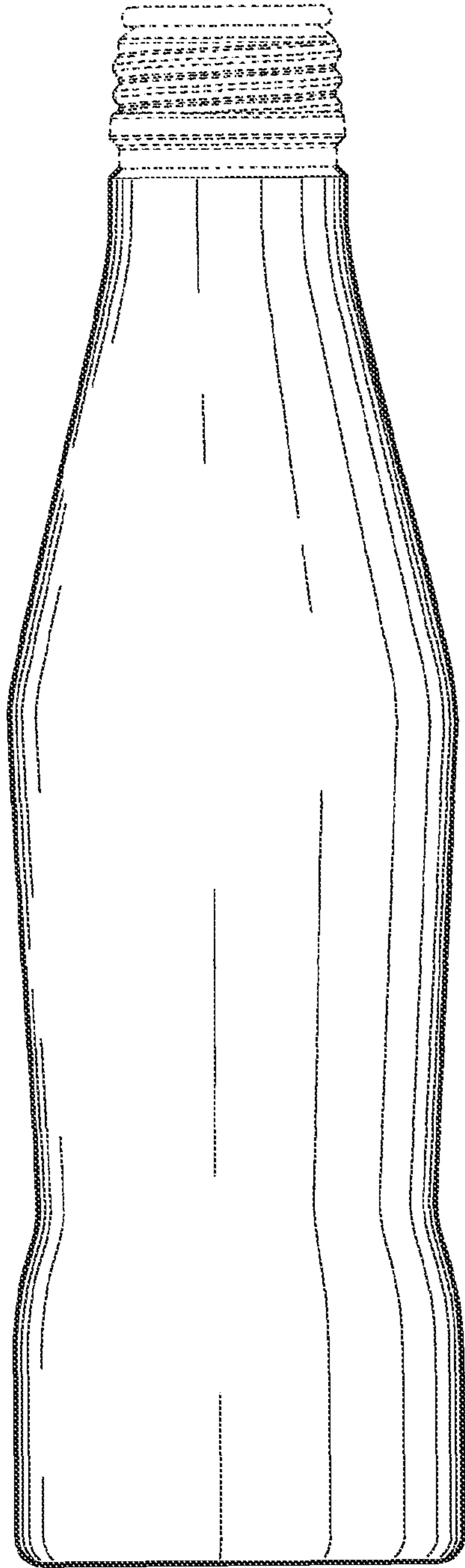
The broken lines in the drawings are for illustrative purposes only and form no part of the claimed design.

**1 Claim, 2 Drawing Sheets**

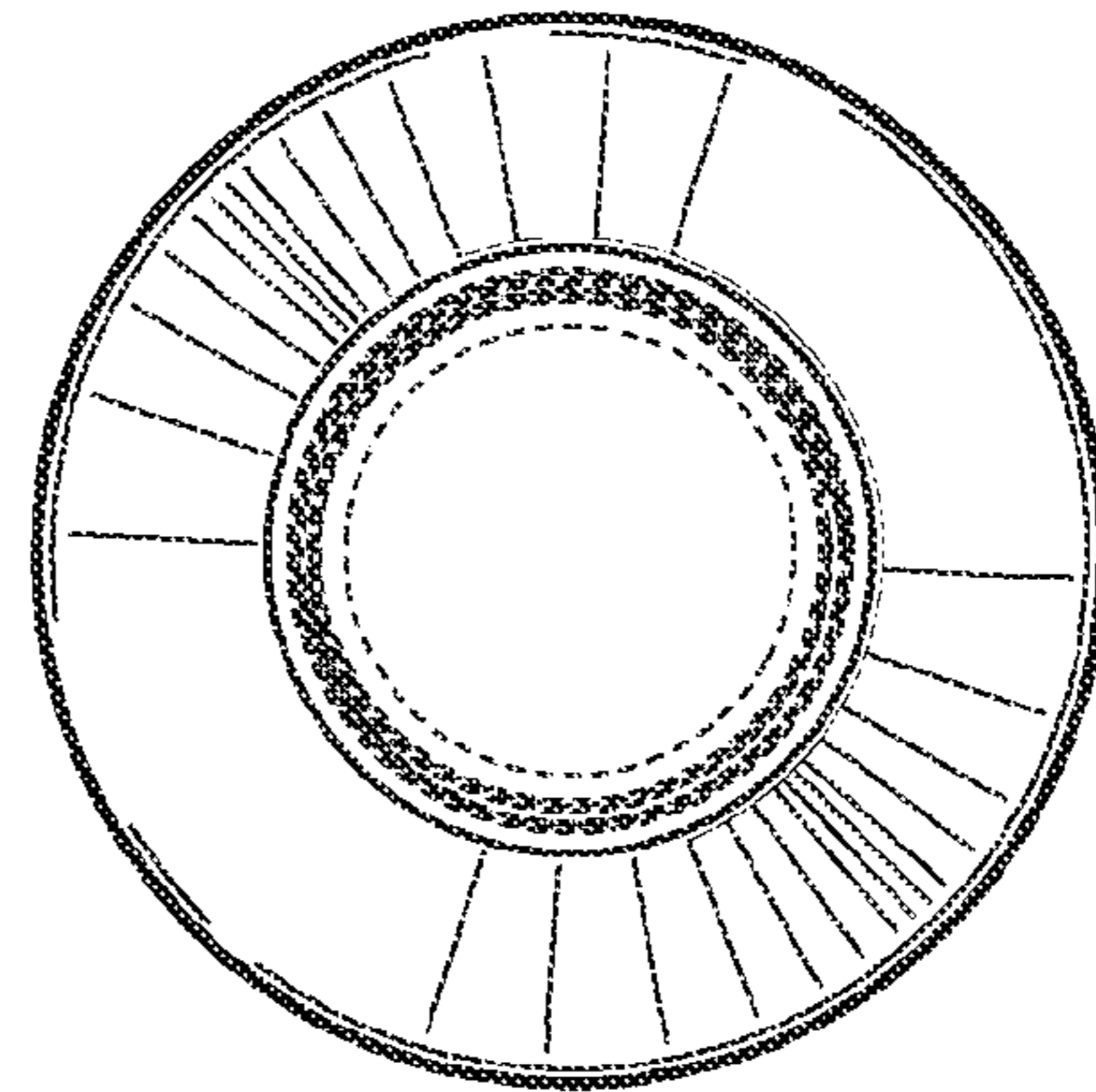




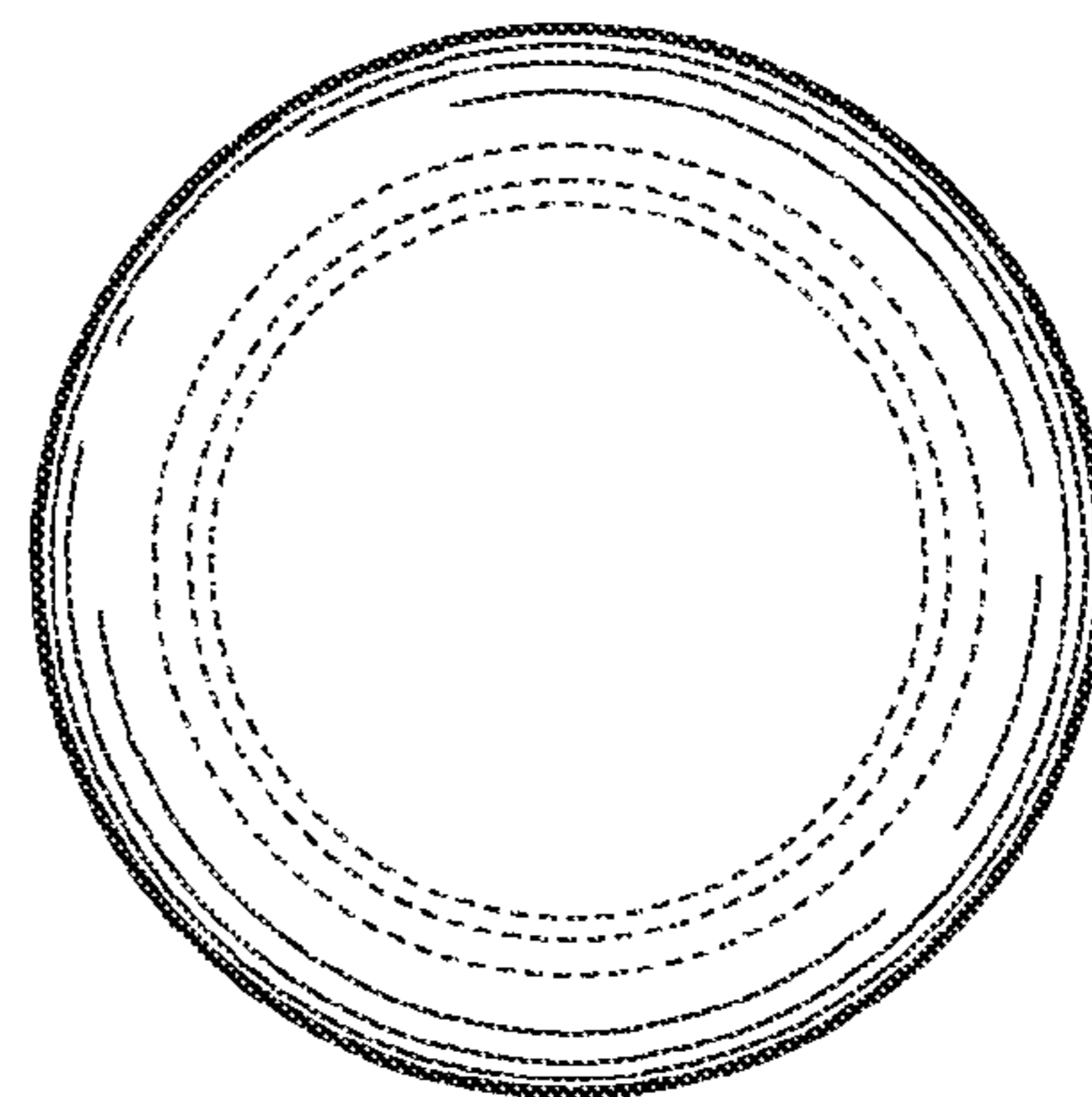
**FIG. 1**



**FIG. 2**



**FIG. 3**



**FIG. 4**