



US00D639635S

(12) **United States Design Patent**
Kemppainen et al.

(10) **Patent No.:** **US D639,635 S**

(45) **Date of Patent:** **** Jun. 14, 2011**

(54) **COMBINATION LOCK**

(75) Inventors: **Kurt Kemppainen**, Mound, MN (US);
Peter Schmidt, San Jose, CA (US)

(73) Assignee: **Wordlock, Inc.**, Santa Clara, CA (US)

(**) Term: **14 Years**

(21) Appl. No.: **29/379,147**

(22) Filed: **Nov. 15, 2010**

(51) **LOC (9) Cl.** **08-07**

(52) **U.S. Cl.** **D8/334**

(58) **Field of Classification Search** D8/330,
D8/331, 334, 343, 346, 333; 70/14, 20-28,
70/35, 51, 52, 38 A, 53, 54, DIG. 9, DIG. 63,
70/DIG. 71, 284, 285

See application file for complete search history.

(56) **References Cited**

U.S. PATENT DOCUMENTS

4,444,029	A *	4/1984	Remington	70/25
5,715,709	A *	2/1998	Lai	70/25
6,035,672	A *	3/2000	Lai	70/25
D434,966	S *	12/2000	Ling	D8/334
D477,209	S *	7/2003	Yu et al.	D8/334
D495,581	S *	9/2004	Ho	D8/334

D497,303	S *	10/2004	Sun	D8/334
6,877,345	B1 *	4/2005	Misner et al.	70/25
6,880,370	B2 *	4/2005	Yu	70/25
6,948,283	B2 *	9/2005	Burkart et al.	52/155
D535,548	S *	1/2007	Lin	D8/334
D550,062	S *	9/2007	Smaldone	D8/334
D575,626	S *	8/2008	Basche et al.	D8/334

* cited by examiner

Primary Examiner — Prabhakar Deshmukh

(74) *Attorney, Agent, or Firm* — Perkins Coie LLP

(57) **CLAIM**

The ornamental design for a combination lock, as shown and described.

DESCRIPTION

FIG. 1 is a perspective view of a combination lock showing our new design;

FIG. 2 is a front elevational view thereof;

FIG. 3 is a rear elevational view thereof;

FIG. 4 is a rights side elevational view thereof;

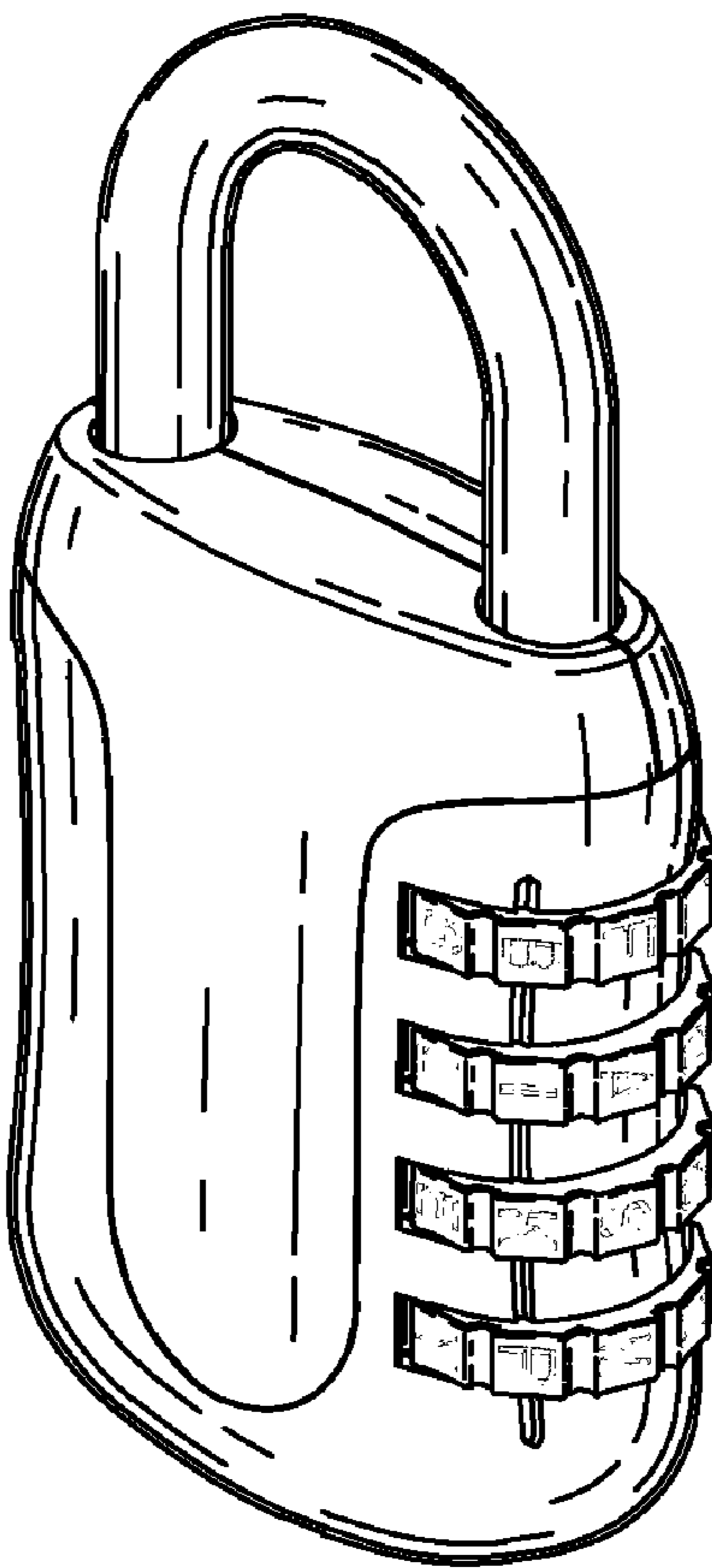
FIG. 5 is a left side elevational view thereof;

FIG. 6 is a top plan view thereof; and,

FIG. 7 is a bottom plan view thereof.

Any broken lines and/or patterns in the drawing are for illustrative purposes only and form no part of the claimed design.

1 Claim, 2 Drawing Sheets



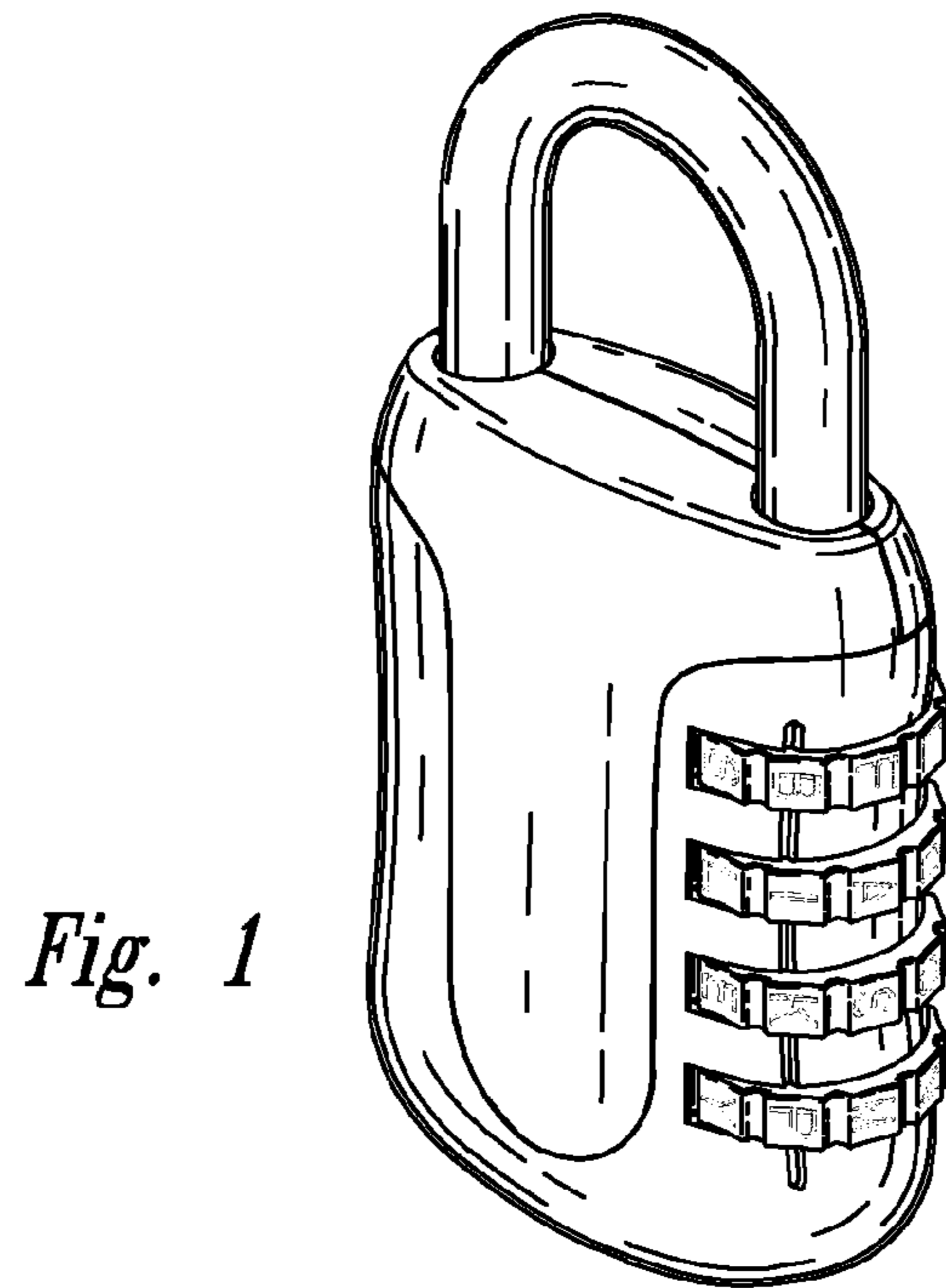


Fig. 1

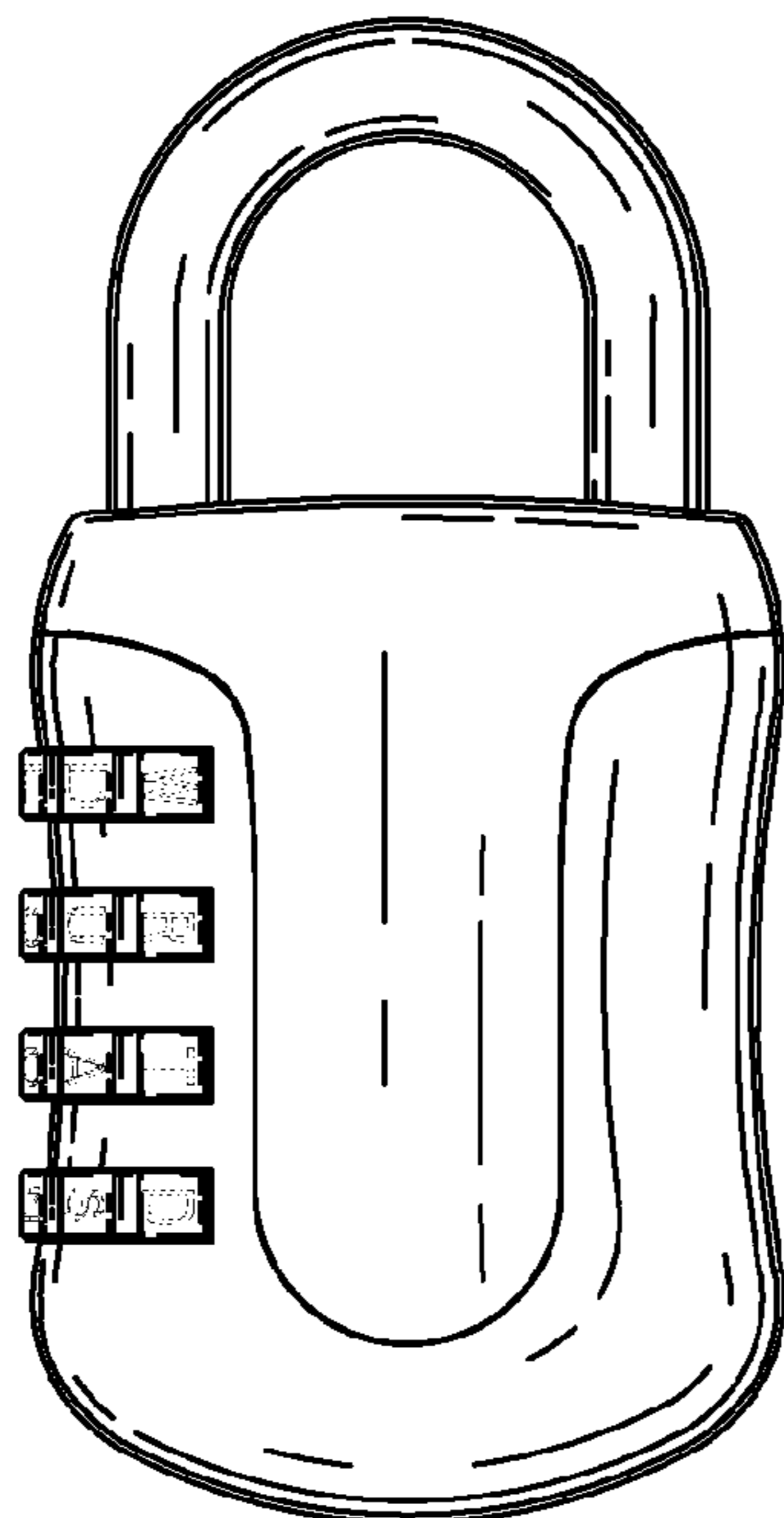


Fig. 2




Fig. 3

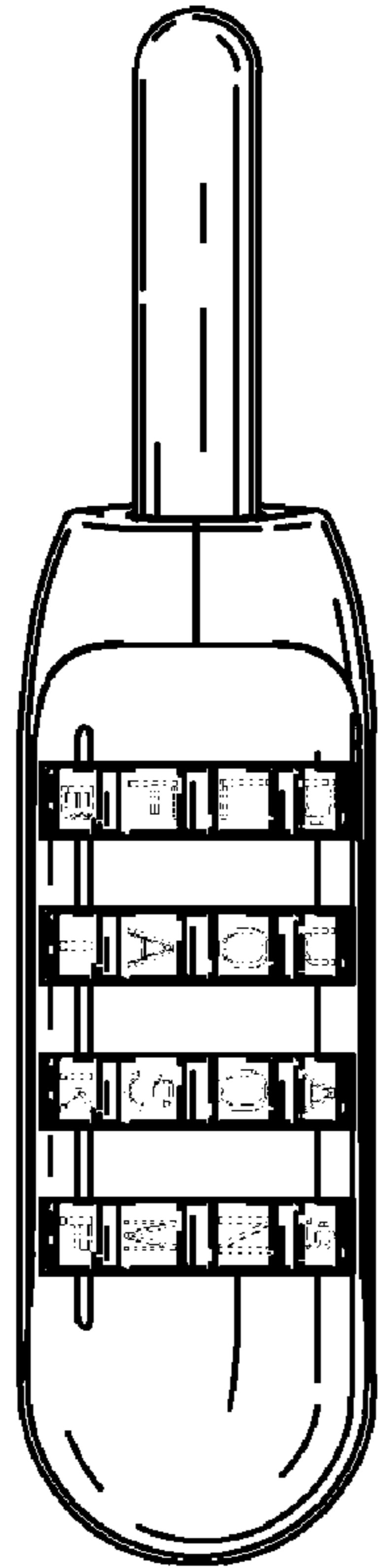


Fig. 4

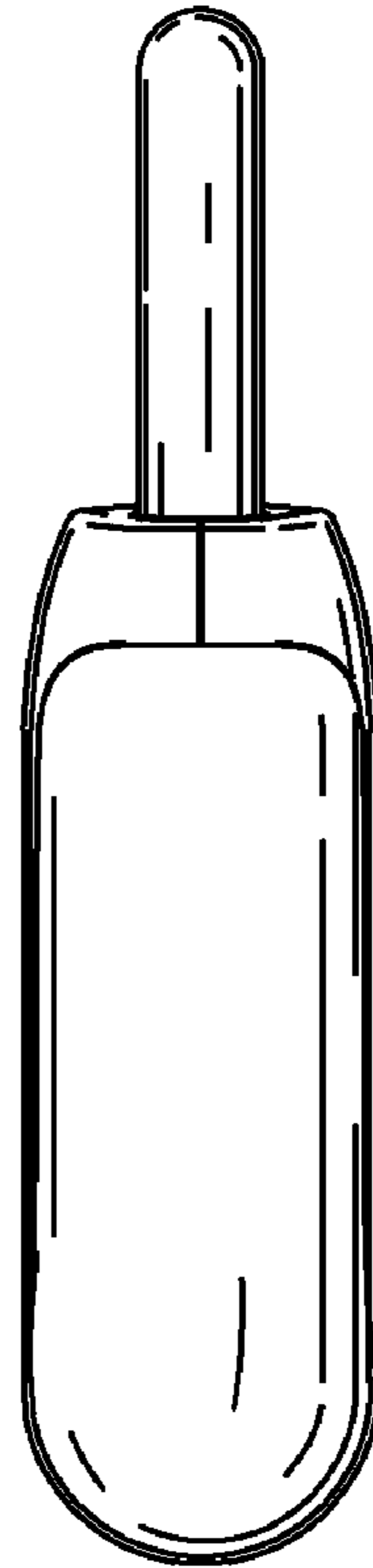


Fig. 5



Fig. 6

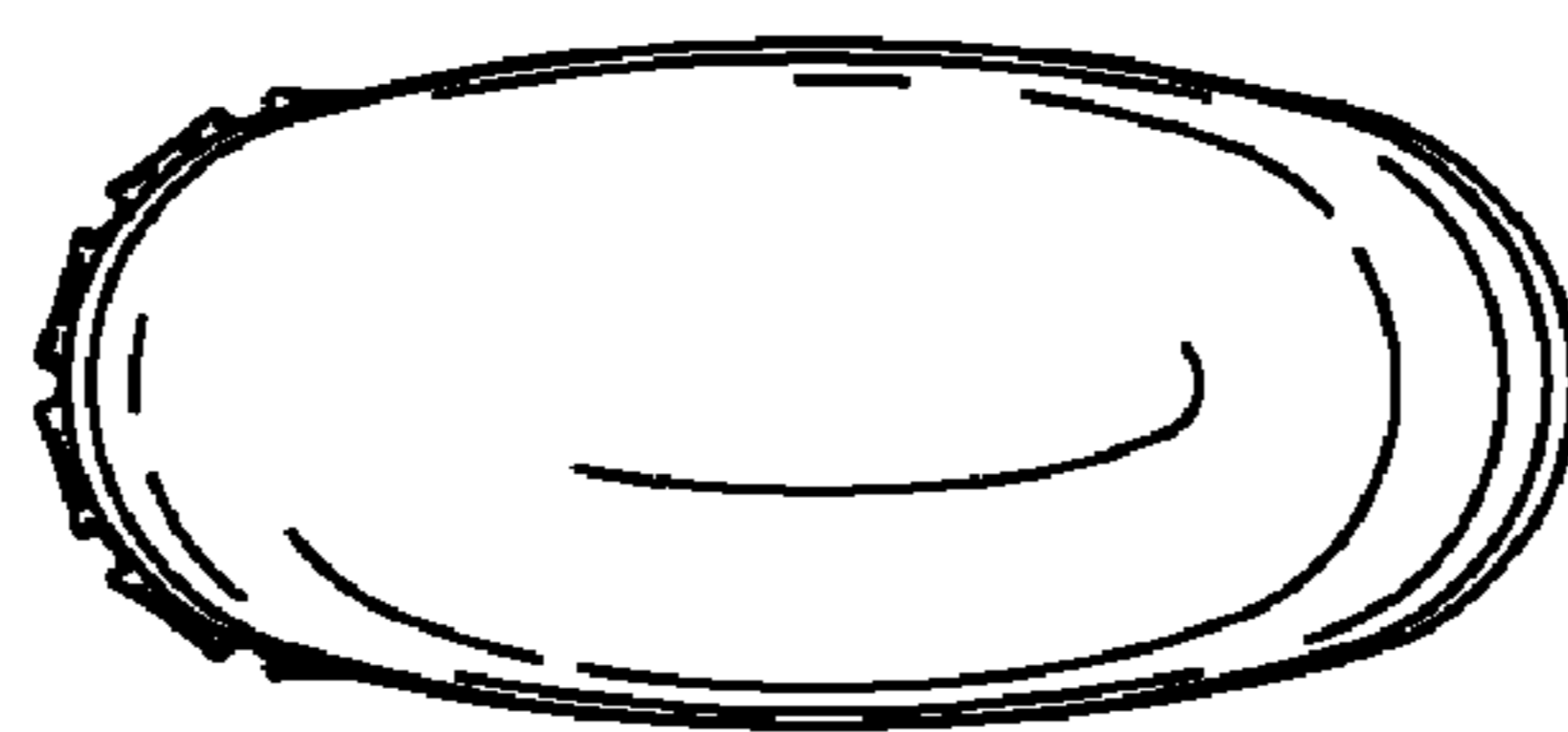


Fig. 7