



US00D639623S

(12) **United States Design Patent**
Tash

(10) **Patent No.:** **US D639,623 S**

(45) **Date of Patent:** **** Jun. 14, 2011**

(54) **HAND-OPERATED DRAIN SNAKE WITH AUGER**

(75) Inventor: **George Tash**, Somis, CA (US)

(73) Assignee: **George Tash**, Somis, CA (US), As Trustee of the Community Trust

(**) Term: **14 Years**

(21) Appl. No.: **29/365,497**

(22) Filed: **Jul. 9, 2010**

(51) **LOC (9) Cl.** **08-05**

(52) **U.S. Cl.** **D8/14; D32/14**

(58) **Field of Classification Search** D8/14;
D32/14; 4/255.01; 15/104.31, 104.33; 134/22.11
See application file for complete search history.

(56) **References Cited**

U.S. PATENT DOCUMENTS

584,508	A	6/1897	Hughes	
D32,189	S	* 2/1900	Myers D8/14
834,135	A	10/1906	Hymes	
3,360,818	A	* 1/1968	Edwards 15/104.16
D384,507	S	* 10/1997	Mudie D4/137
5,769,960	A	6/1998	Nirmel	
D435,944	S	1/2001	Luoma	

6,775,873	B2	8/2004	Luoma
D511,278	S	11/2005	Carfagnini
D518,252	S	3/2006	Wu
7,584,513	B2	9/2009	Turner
2007/0143912	A1	6/2007	Thorp et al.

FOREIGN PATENT DOCUMENTS

EP	1647637	B1	12/2007
GB	2196089	A	4/1988

* cited by examiner

Primary Examiner — Philip S Hyder

Assistant Examiner — Roselynn Cody

(74) *Attorney, Agent, or Firm* — Lyon & Harr, LLP; Richard T. Lyon

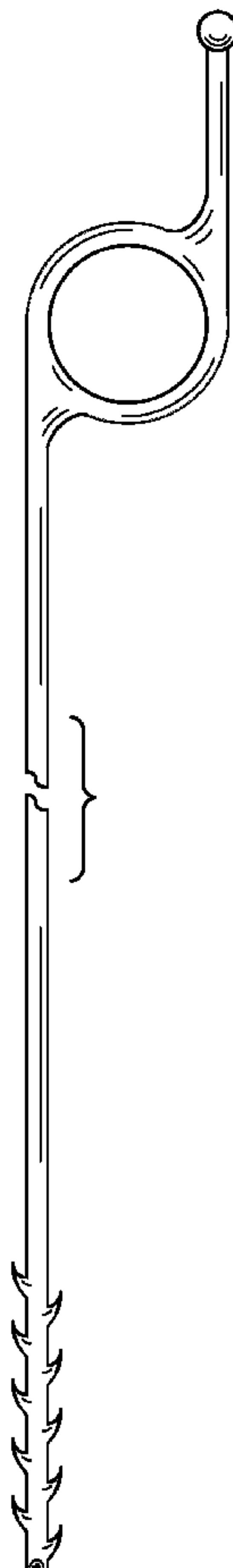
(57) **CLAIM**

The ornamental design for a hand-operated drain snake with auger, as shown and described.

DESCRIPTION

FIG. 1 is a front plan view of a hand-operated drain snake with auger showing my new design; FIG. 2 is a left side view thereof; and, FIG. 3 is a right side view thereof. Note that a rear plan view of the hand-operated drain snake with auger has not been included herein since the rear plan view is a mirror image of the front plan view of FIG. 1.

1 Claim, 3 Drawing Sheets



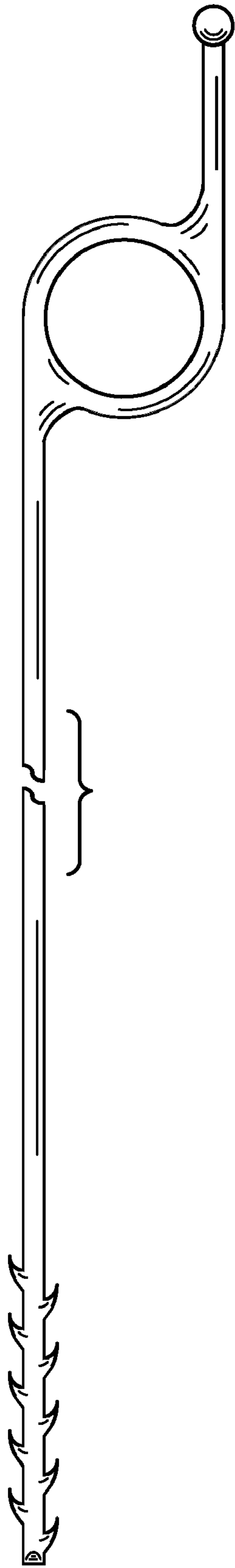


FIG. 1

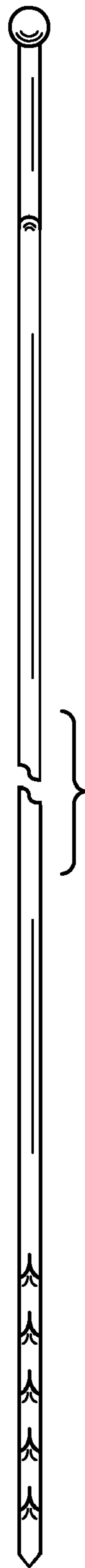


FIG. 2

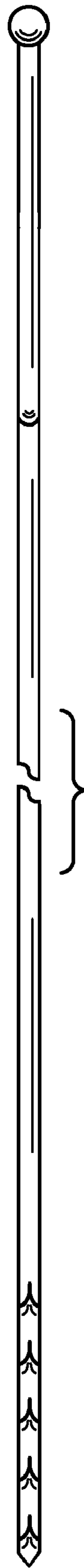


FIG. 3