



US00D639619S

(12) **United States Design Patent**  
**Waege**

(10) **Patent No.:** **US D639,619 S**

(45) **Date of Patent:** **\*\* Jun. 14, 2011**

(54) **PIZZA CUTTER**

(76) Inventor: **Lance D. Waege**, Whitelaw, WI (US)

(\*\*) Term: **14 Years**

(21) Appl. No.: **29/377,996**

(22) Filed: **Oct. 28, 2010**

(51) **LOC (9) Cl.** ..... **07-04**

(52) **U.S. Cl.** ..... **D7/694**

(58) **Field of Classification Search** ..... D7/693-695,  
D7/368, 699; D3/18; D8/98; 30/319, 314,  
30/315, 329, 299, 292, 306, 307

See application file for complete search history.

(56) **References Cited**

**U.S. PATENT DOCUMENTS**

722,282	A	3/1903	Buehler	
2,568,353	A	9/1951	Miseta, Jr.	
3,618,948	A	11/1971	McGlocklin	
D350,462	S	9/1994	La Gro	
5,555,625	A *	9/1996	Scheminger	30/319
6,044,565	A	4/2000	Arend et al.	

6,591,503	B1	7/2003	Voves	
D509,710	S *	9/2005	Lee	D7/694
7,188,424	B2 *	3/2007	Webster et al.	30/365
D542,609	S *	5/2007	Peterson	D7/694
7,216,432	B2 *	5/2007	Poteet	30/340
D552,944	S *	10/2007	Trinque et al.	D7/694

\* cited by examiner

*Primary Examiner* — Terry Wallace

(57) **CLAIM**

The ornamental design for a pizza cutter, as shown and described.

**DESCRIPTION**

FIG. 1 is a perspective view of a pizza cutter showing my new design;

FIG. 2 is a side view thereof;

FIG. 3 is an opposite side view thereof;

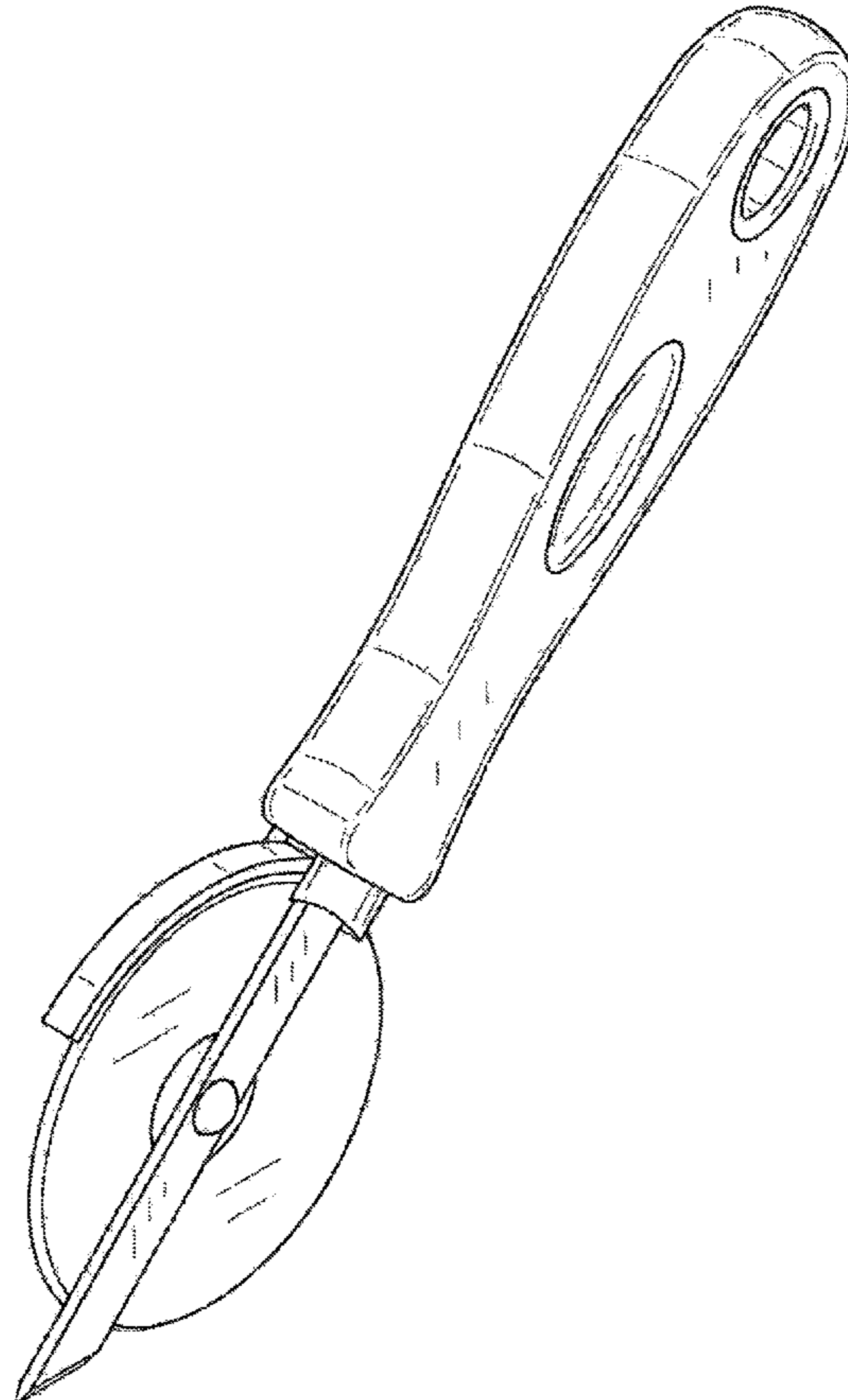
FIG. 4 is a front view thereof;

FIG. 5 is a back view thereof;

FIG. 6 is a top view thereof; and,

FIG. 7 is a bottom view thereof.

**1 Claim, 5 Drawing Sheets**



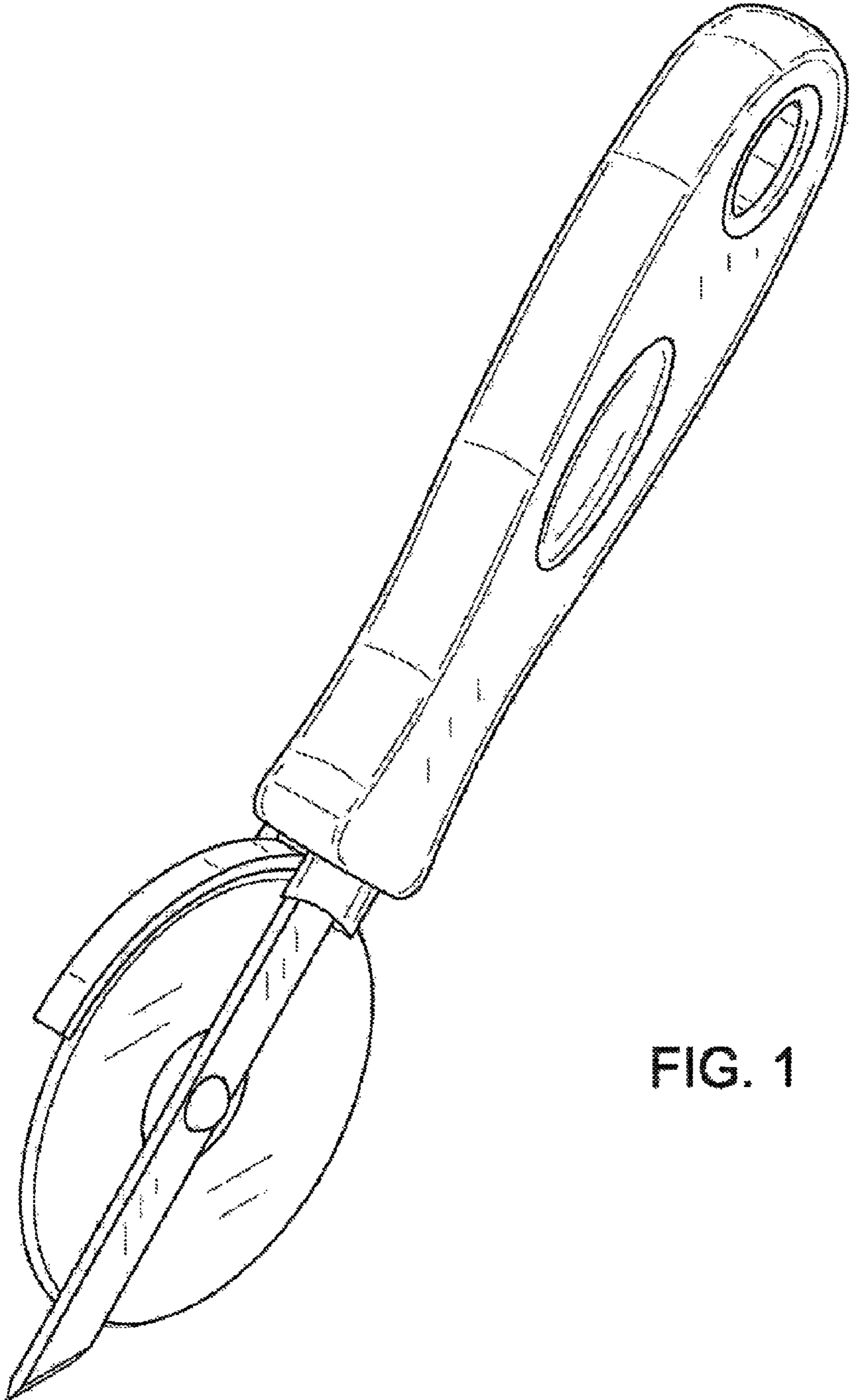
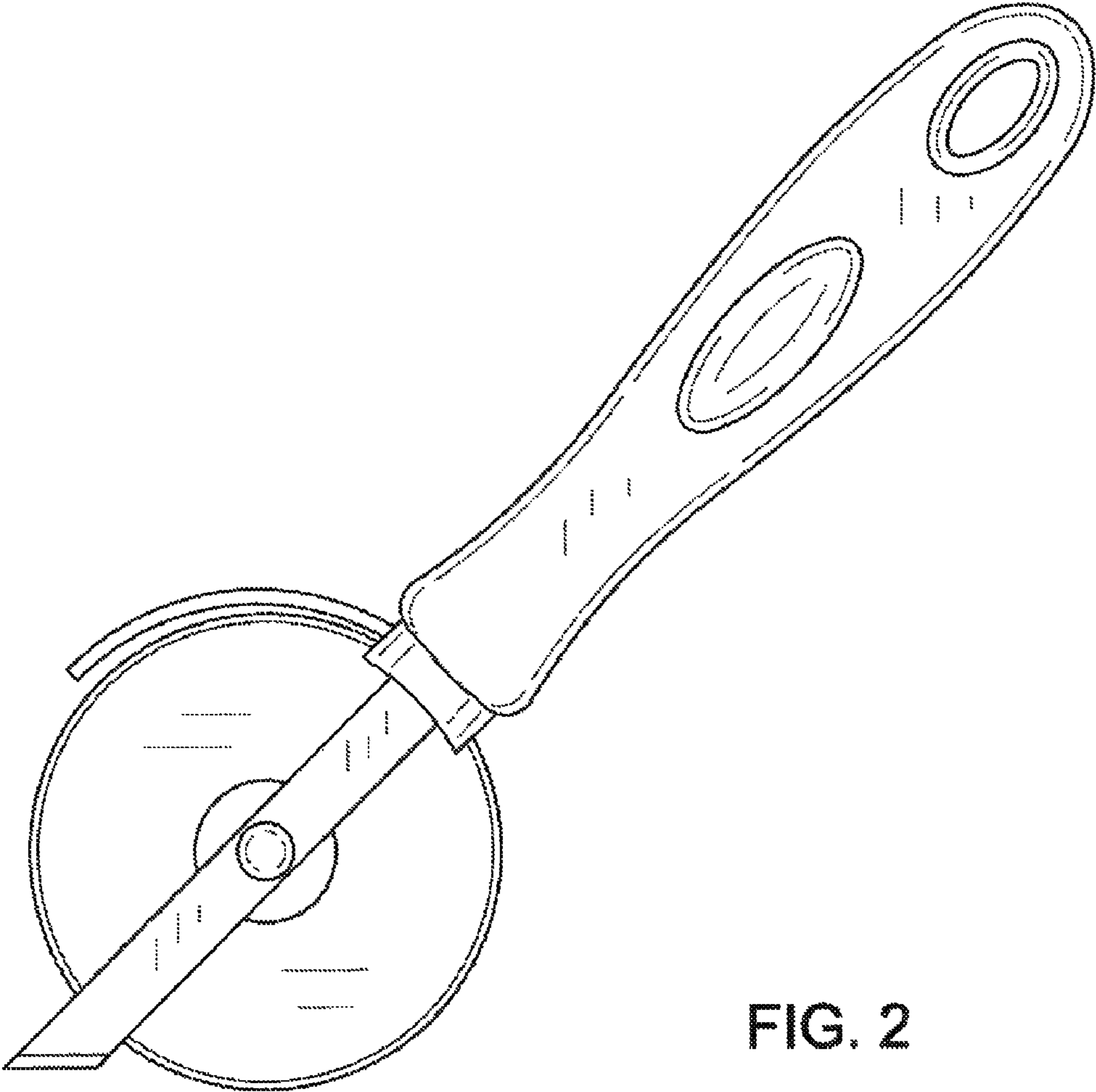


FIG. 1



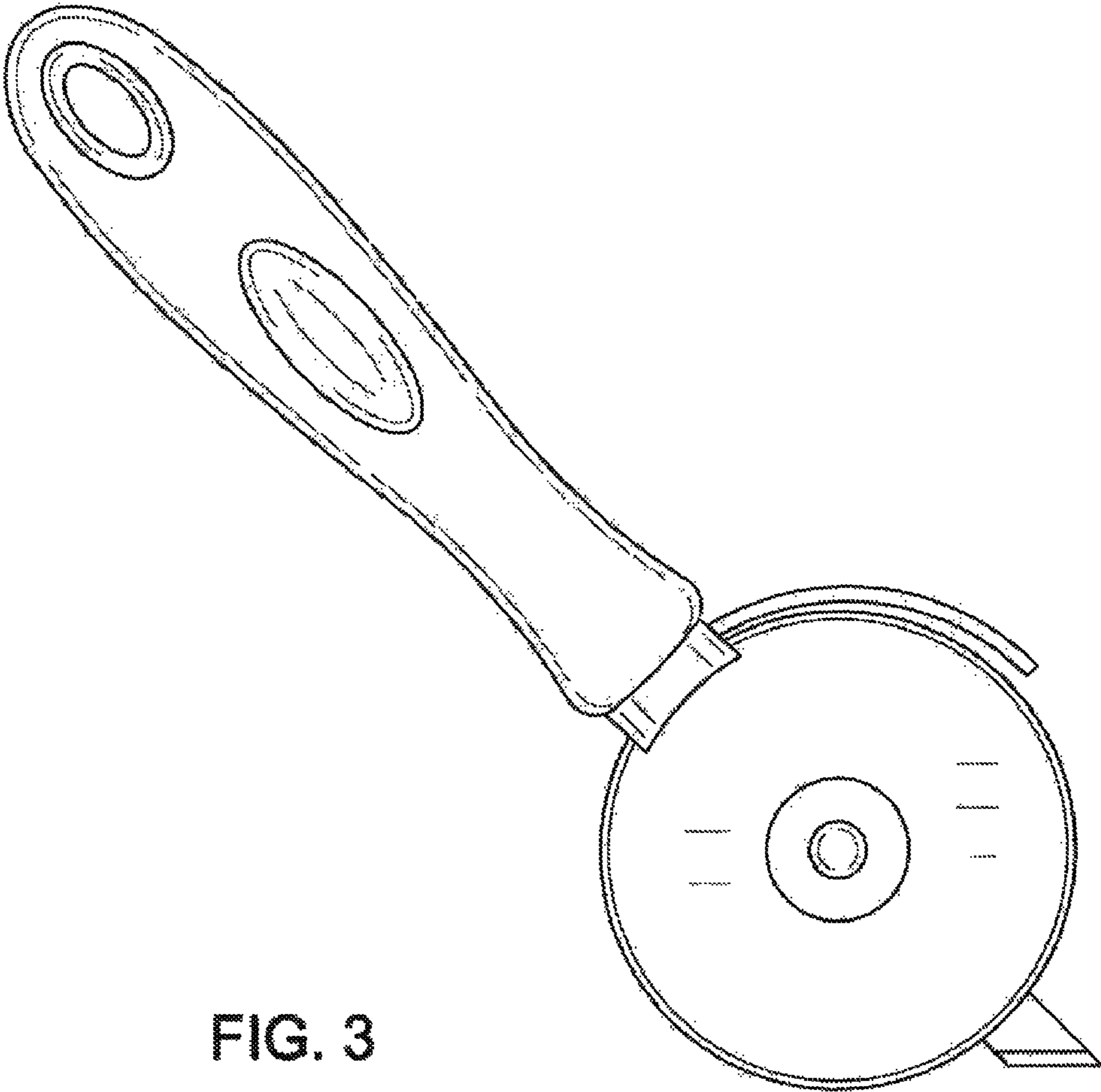


FIG. 3

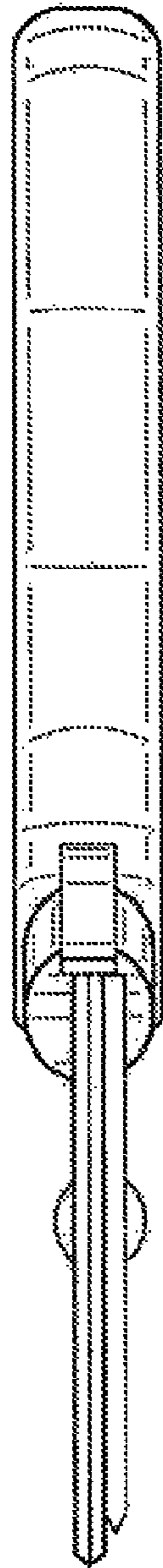


FIG. 4

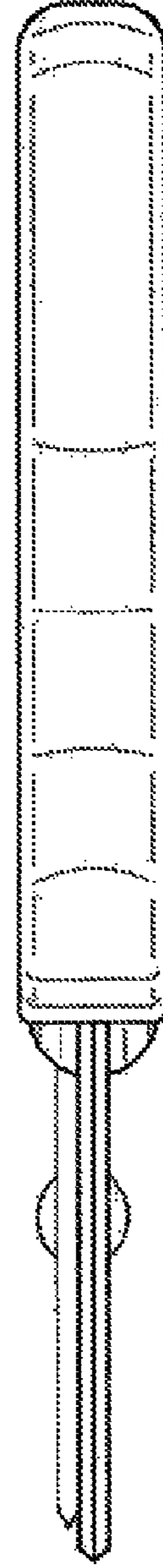


FIG. 5




FIG. 6




FIG. 7