



US00D639613S

(12) **United States Design Patent**
Goodman et al.

(10) **Patent No.:** **US D639,613 S**
(45) **Date of Patent:** **** Jun. 14, 2011**

(54) **ARTICLE HOLDER**

(75) Inventors: **Sheldon H. Goodman**, Solon, OH (US);
Omer I. Sazir, Cleveland, OH (US);
Elizabeth A. Cho, Strongsville, OH
(US)

(73) Assignee: **Spectrum Diversified Designs, Inc.**,
Streetsboro, OH (US)

(**) Term: **14 Years**

(21) Appl. No.: **29/363,946**

(22) Filed: **Jun. 16, 2010**

(51) **LOC (9) Cl.** **07-06**

(52) **U.S. Cl.** **D7/632**; D6/458; D19/90

(58) **Field of Classification Search** D7/601-602,
D7/631-632, 637, 704; D6/458, 462, 566;
220/485, 591; 211/181.1, 85.31, 13.1, 11,
211/41.1-41.4, 126.9, 133.5; D3/306; D19/65,
D19/75, 86, 90

See application file for complete search history.

(56) **References Cited**

U.S. PATENT DOCUMENTS

D387,949	S	*	12/1997	Bentson	D7/409
D421,062	S	*	2/2000	Goodman et al.	D19/90
D421,273	S	*	2/2000	Goodman et al.	D19/90
D555,203	S	*	11/2007	Goodman et al.	D19/90
D568,056	S	*	5/2008	Yarborough	D6/317
D582,697	S	*	12/2008	Goodman et al.	D6/462

* cited by examiner

Primary Examiner — Ian Simmons

Assistant Examiner — Dana L Sipos

(74) *Attorney, Agent, or Firm* — Pearne & Gordon LLP

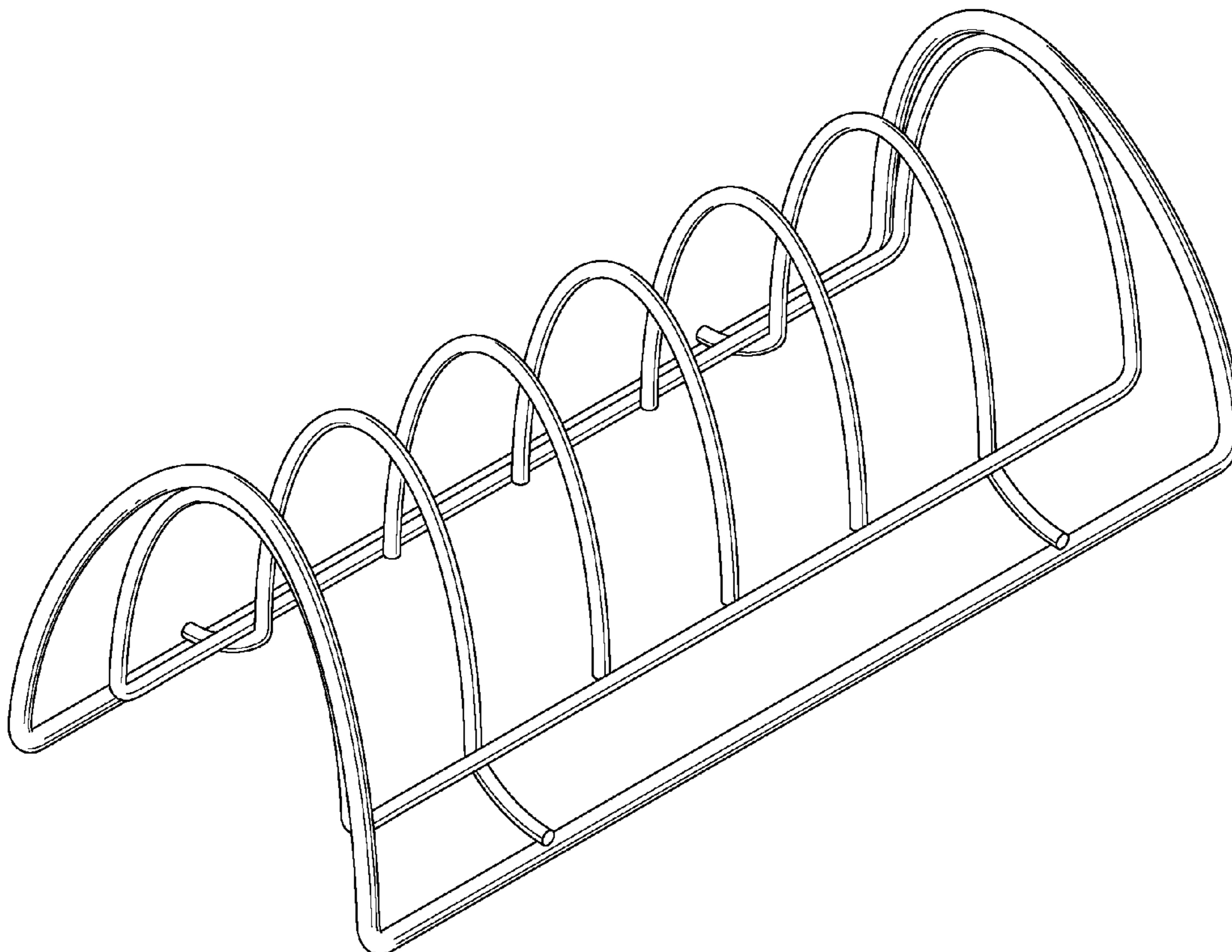
(57) **CLAIM**

We claim the ornamental design for an article holder, as shown and described.

DESCRIPTION

FIG. 1 is a top, front, right side perspective view of an article holder showing our new design;
FIG. 2 is a top plan view thereof;
FIG. 3 is a bottom plan view thereof;
FIG. 4 is a front elevation view thereof; and,
FIG. 5 is a side elevation view thereof.

1 Claim, 2 Drawing Sheets



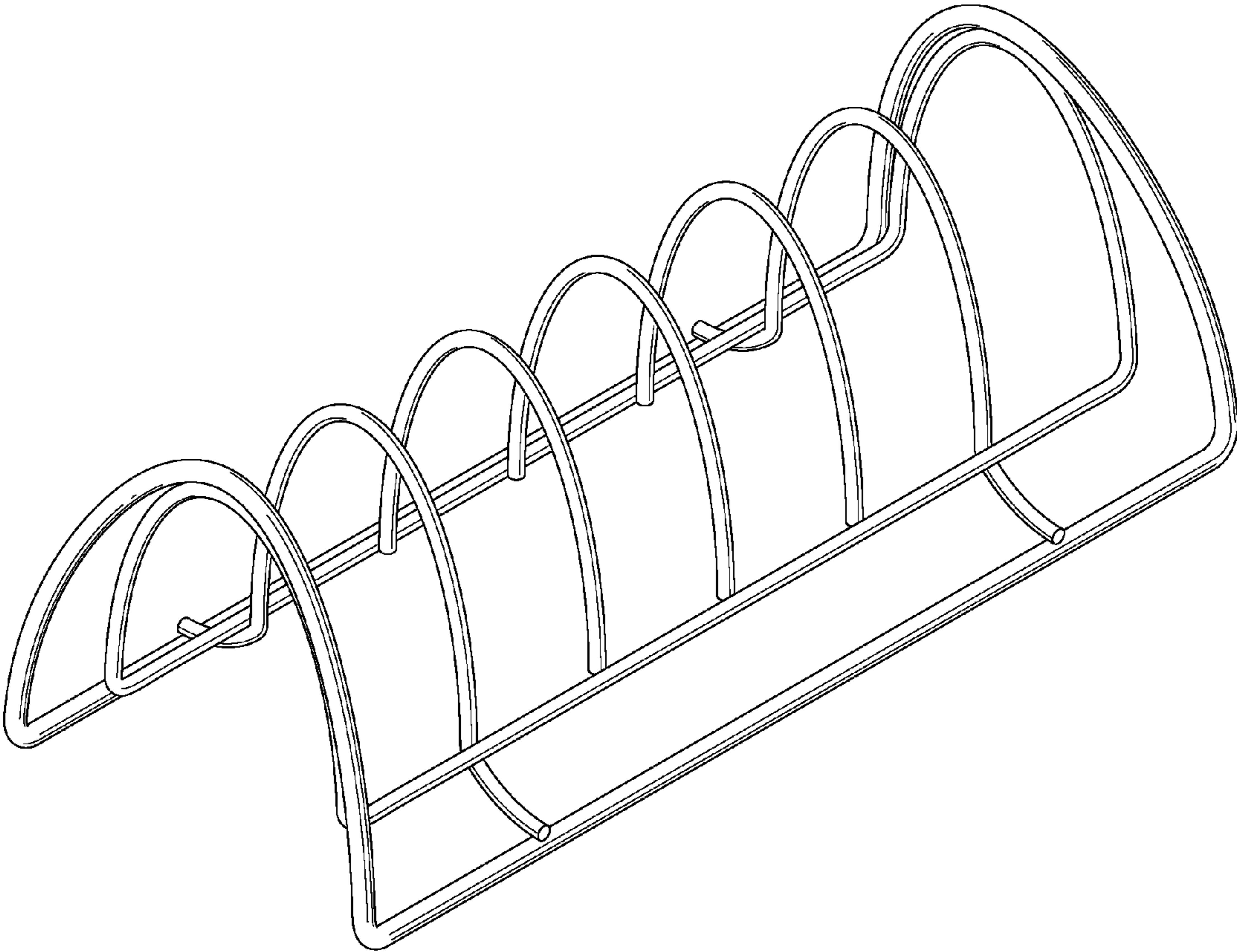


FIG. 1




FIG. 2

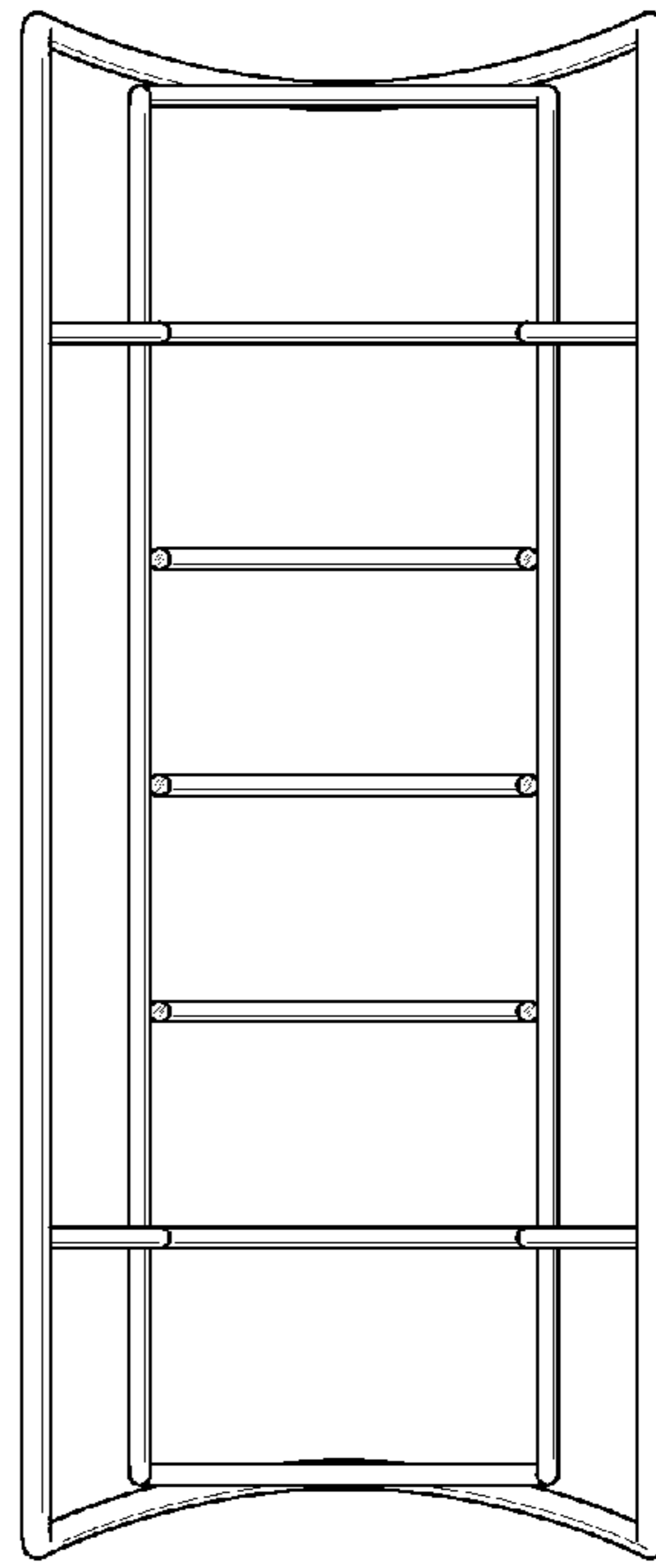


FIG. 3

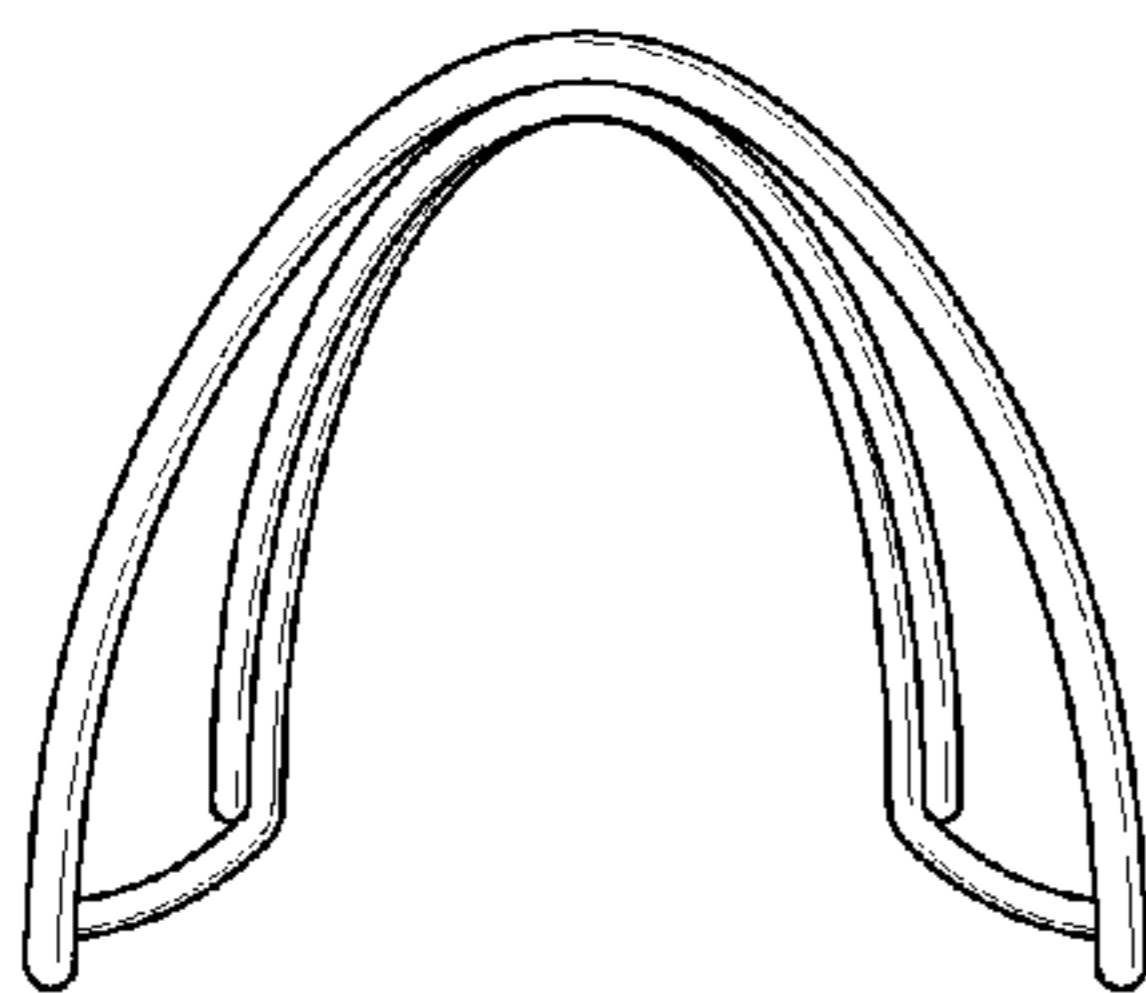


FIG. 4

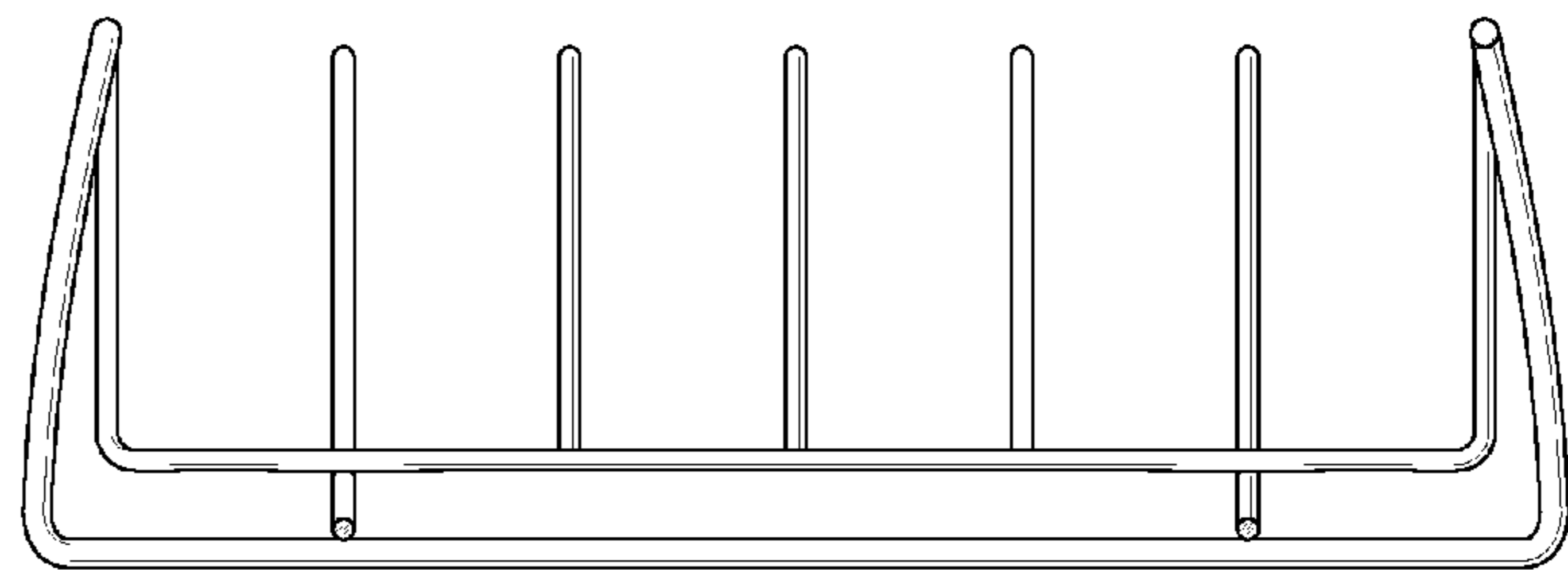


FIG. 5