



US00D639612S

(12) **United States Design Patent**
Huang et al.

(10) **Patent No.:** **US D639,612 S**

(45) **Date of Patent:** **** Jun. 14, 2011**

(54) **FOLD-ABLE COOLER SEAT**

(76) Inventors: **Xiaojie Huang**, Guangzhou (CN);
Cindy Zou, Clearwater, FL (US)

(**) Term: **14 Years**

(21) Appl. No.: **29/372,461**

(22) Filed: **Nov. 23, 2010**

(51) **LOC (9) Cl.** **07-01**

(52) **U.S. Cl.** **D7/608**

(58) **Field of Classification Search** D7/603-608,
D7/629; 62/457.1-457.2, 371, 372; 220/915.1,
220/915.2, 592.2, 592.03; D22/136; D6/351;
297/188.08, 188.09, 188.12, 129

See application file for complete search history.

(56) **References Cited**

U.S. PATENT DOCUMENTS

2,919,169	A *	12/1959	Jackson	297/188.08
3,751,845	A *	8/1973	van Leeuwen	297/188.09
4,295,680	A *	10/1981	Grasso	297/188.09
4,379,587	A *	4/1983	Duncan	297/188.09
5,938,276	A *	8/1999	Munoz et al.	297/188.12
D425,374	S *	5/2000	Besser et al.	D7/608
6,705,110	B1 *	3/2004	Worsham	62/457.4
D574,668	S *	8/2008	Kelly	D7/608

7,735,334 B2 * 6/2010 Johnson 62/457.4
2006/0191284 A1 * 8/2006 Fuller 62/457.4
2008/0223862 A1 * 9/2008 Vanderberg et al. 220/592.03

* cited by examiner

Primary Examiner — Terry Wallace

(74) *Attorney, Agent, or Firm* — Edward P. Dutkiewicz

(57) **CLAIM**

The ornamental design for a fold-able cooler seat, as shown and described.

DESCRIPTION

FIG. 1 is a front elevational view of our cooler seat, note the strap is connected to the strap rings. A logo is shown in panthom.

FIG. 2 is a rear elevational view of our cooler seat, with strap in place.

FIG. 3 is a right side elevational view of our cooler seat. Note the strap D ring for removable strap attachment.

FIG. 4 is a left side elevational view of our cooler seat.

FIG. 5 is a top plan view of our cooler seat. Note that the roundly configured top obscures the side planar panels of the foldable structure. The strap is shown in place; and,

FIG. 6 is a bottom plan view of our cooler seat. The strap attachments are visible, and the rounded top is visible, along with the planar sides.

1 Claim, 3 Drawing Sheets




FIG. 1





FIG. 2






FIG. 3

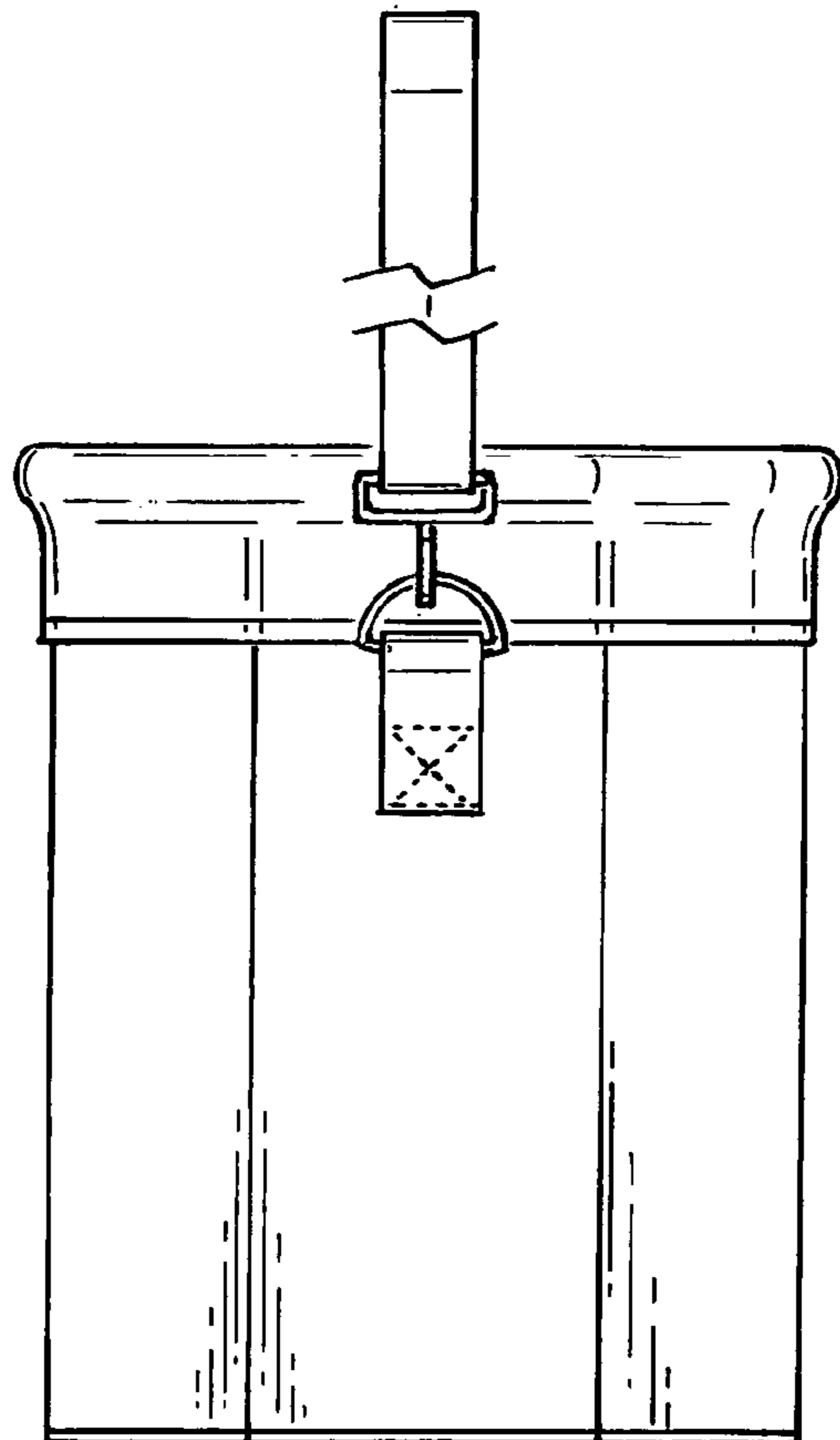


FIG. 4

FIG. 5

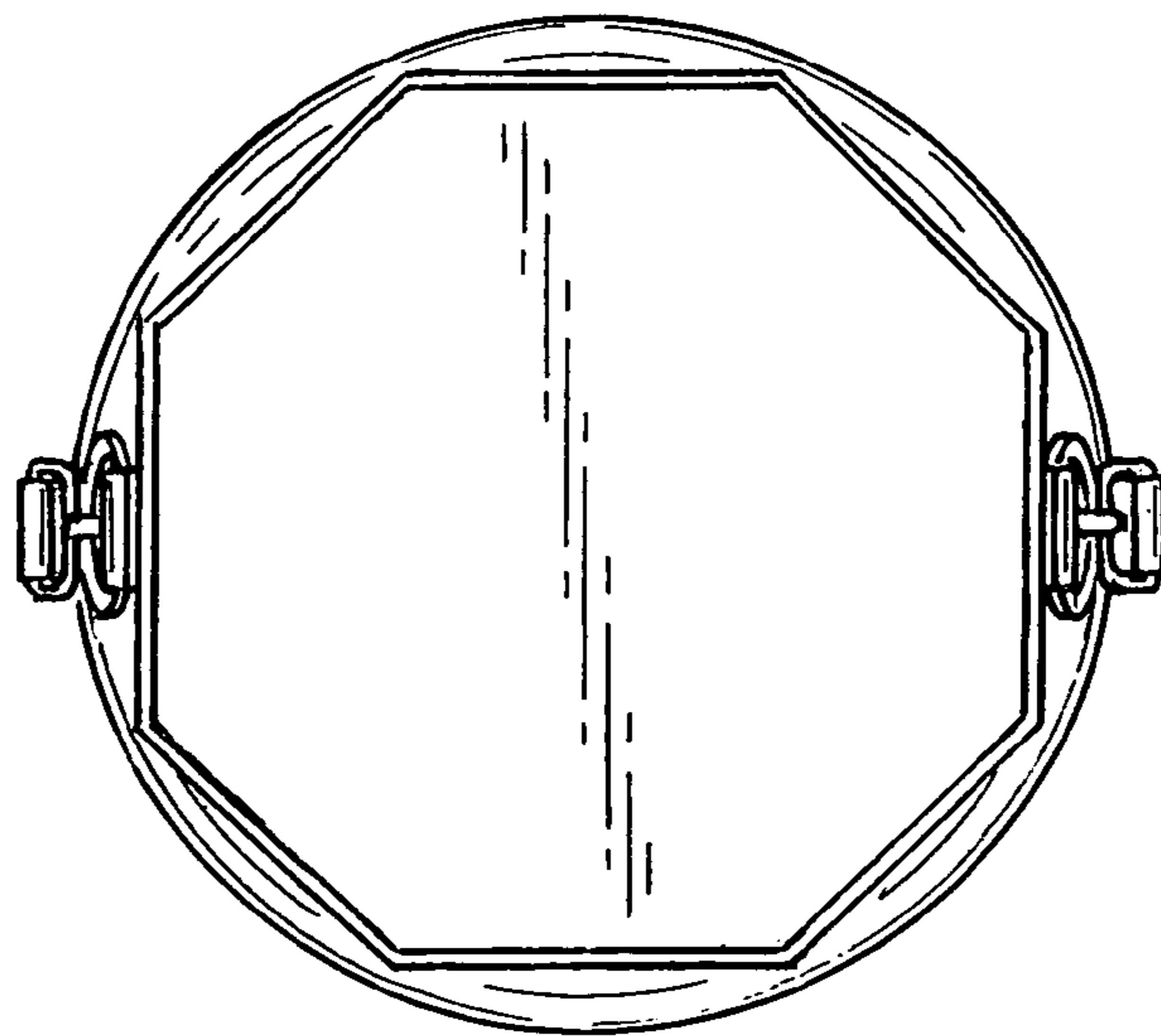
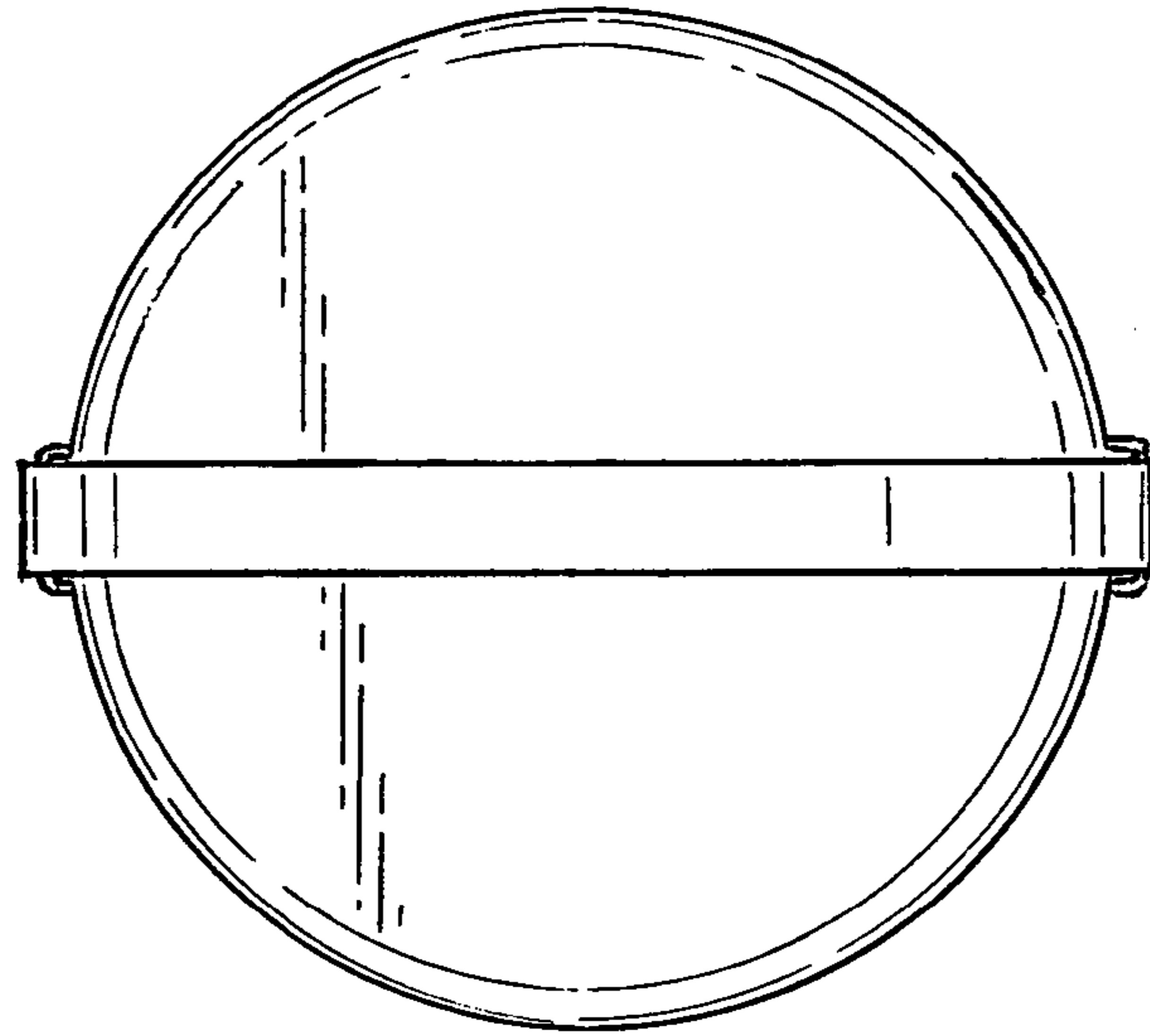


FIG. 6