



US00D639604S

(12) **United States Design Patent**
Degnan

(10) **Patent No.:** **US D639,604 S**

(45) **Date of Patent:** **** Jun. 14, 2011**

(54) **FRYING PAN**

(75) **Inventor:** **Peter Jason Degnan**, El Cerrito, CA
(US)

(73) **Assignee:** **Williams-Sonoma, Inc.**, San Francisco,
CA (US)

(**) **Term:** **14 Years**

(21) **Appl. No.:** **29/384,095**

(22) **Filed:** **Jan. 26, 2011**

(51) **LOC (9) Cl.** **07-02**

(52) **U.S. Cl.** **D7/361; D7/354**

(58) **Field of Classification Search** D7/323,
D7/329-331, 339, 346-347, 350.1-350.4,
D7/354-363, 391, 393, 395, 402, 409, 538,
D7/542, 587, 667; 99/324-325, 331-332,
99/337-340, 369, 403-418, 425, 444; 126/380.1,
126/390.1; 206/501-505, 507-508; 219/400,
219/405, 435-442, 620-624, 725, 730-735;
220/485, 573.1-573.5, 912; 426/438, 441
See application file for complete search history.

(56) **References Cited**

U.S. PATENT DOCUMENTS

201,959 A * 4/1878 Stockwell et al. 220/485
1,216,973 A * 2/1917 Epprecht 99/425

2,204,467 A * 6/1940 Beatson 126/380.1
2,534,407 A * 12/1950 Bramberry, Jr. 126/390.1
D249,924 S * 10/1978 Fischer D7/409
D340,834 S * 11/1993 Lin D7/361
D359,887 S * 7/1995 Hasuike D7/667
D374,149 S * 10/1996 Candianides D7/359
D431,151 S * 9/2000 Brunianyn D7/359
6,523,460 B1 * 2/2003 Lange 99/340
D581,747 S * 12/2008 Repp et al. D7/667
D582,202 S * 12/2008 Gerlach D7/361
D618,505 S * 6/2010 Rae D7/402

* cited by examiner

Primary Examiner — Ricky Pham

(74) *Attorney, Agent, or Firm* — Bay Area Technology Law
Group PC

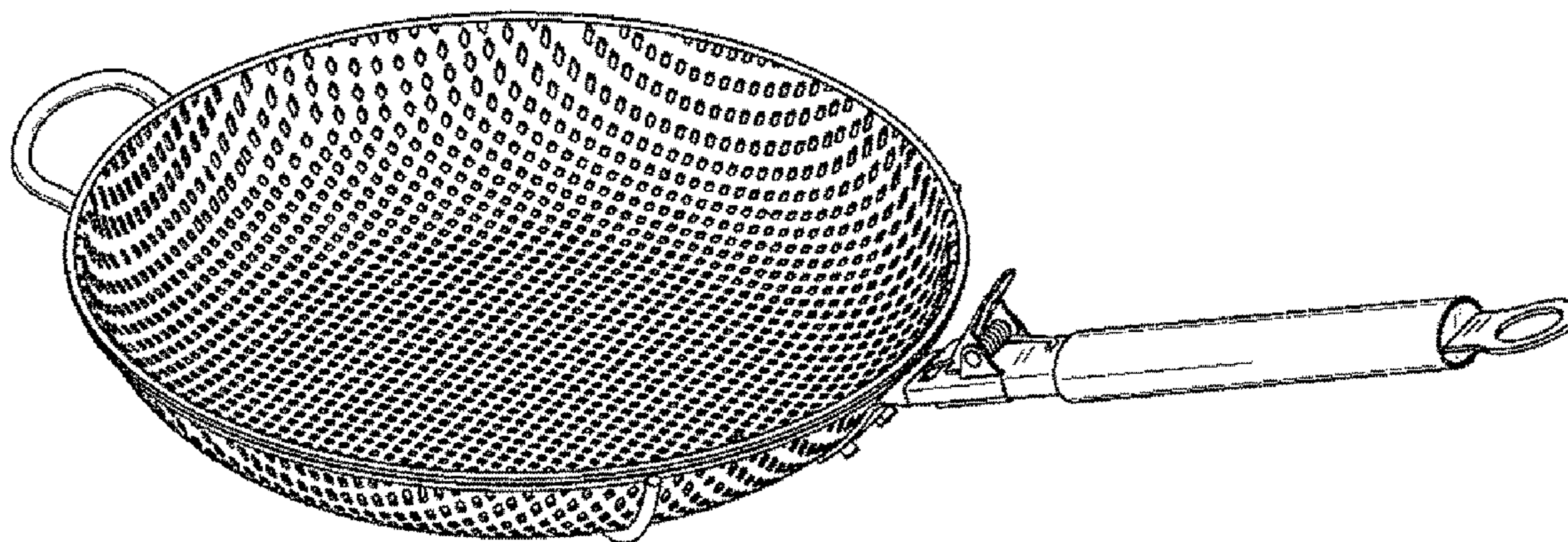
(57) **CLAIM**

The ornamental design for a frying pan, as shown and
described.

DESCRIPTION

FIG. 1 is a perspective view of a frying pan showing my new
design;
FIG. 2 is a right side view of FIG. 1;
FIG. 3 is a left side view of FIG. 1;
FIG. 4 is a top plan view of FIG. 1;
FIG. 5 is a bottom plan view of FIG. 1;
FIG. 6 is a front view of FIG. 1; and,
FIG. 7 is a rear view of FIG. 1.

1 Claim, 3 Drawing Sheets



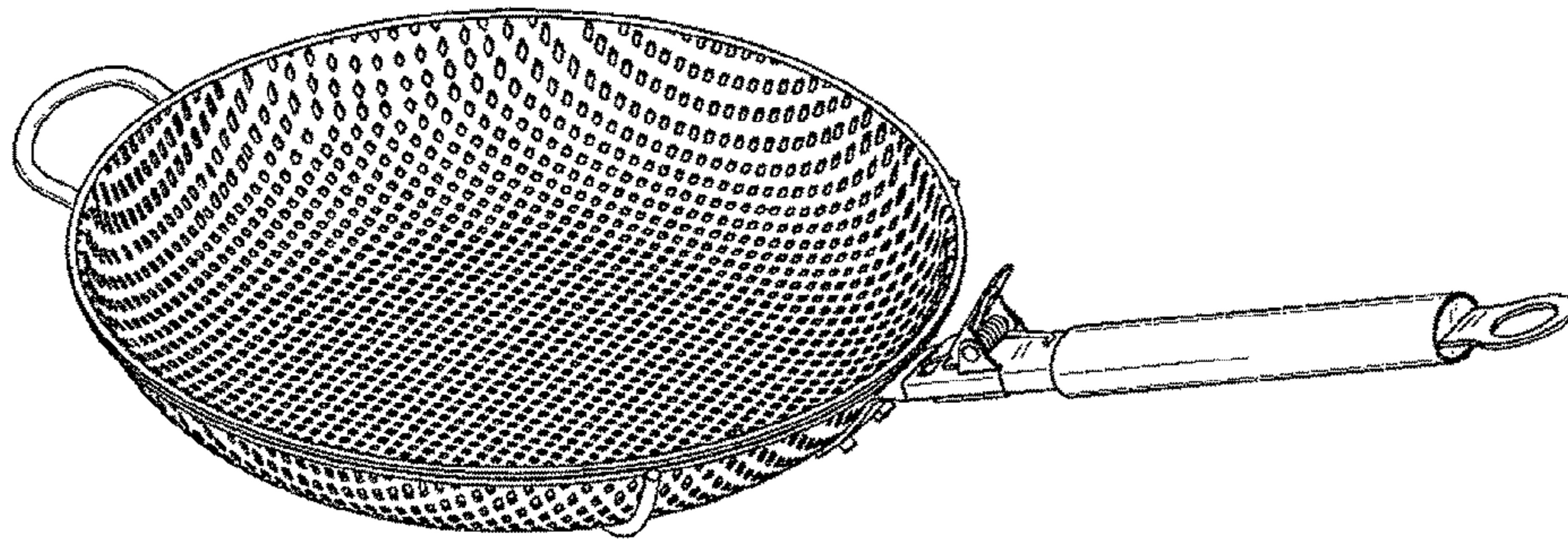


FIG. 1

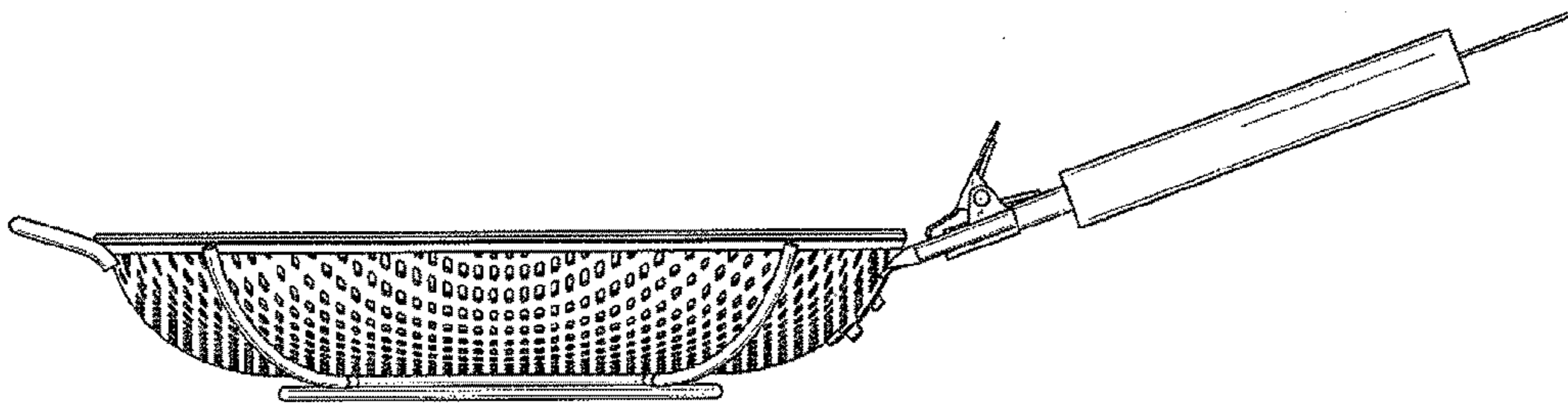


FIG. 2

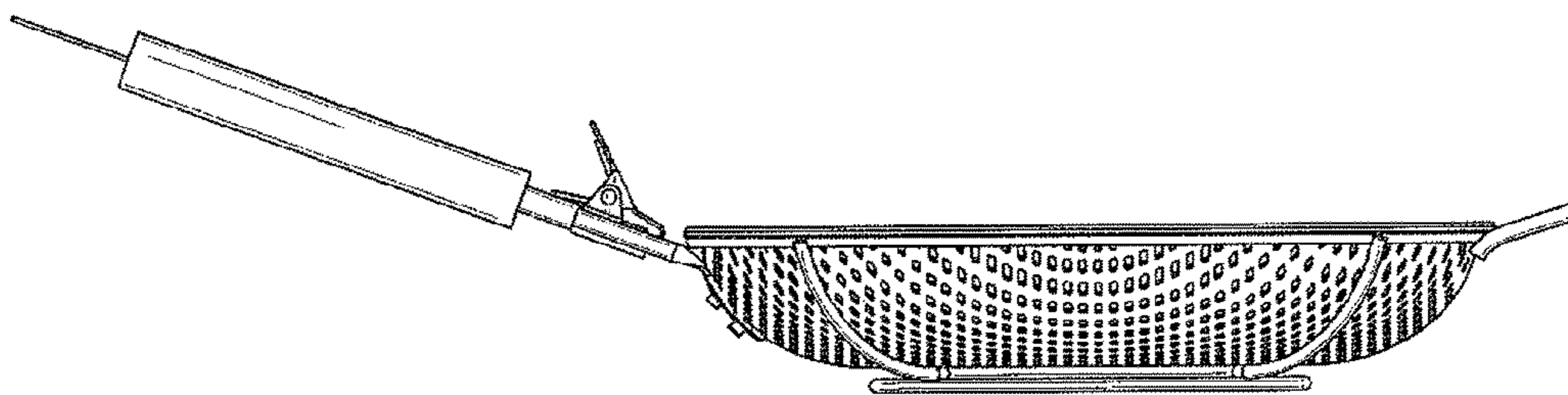


FIG. 3

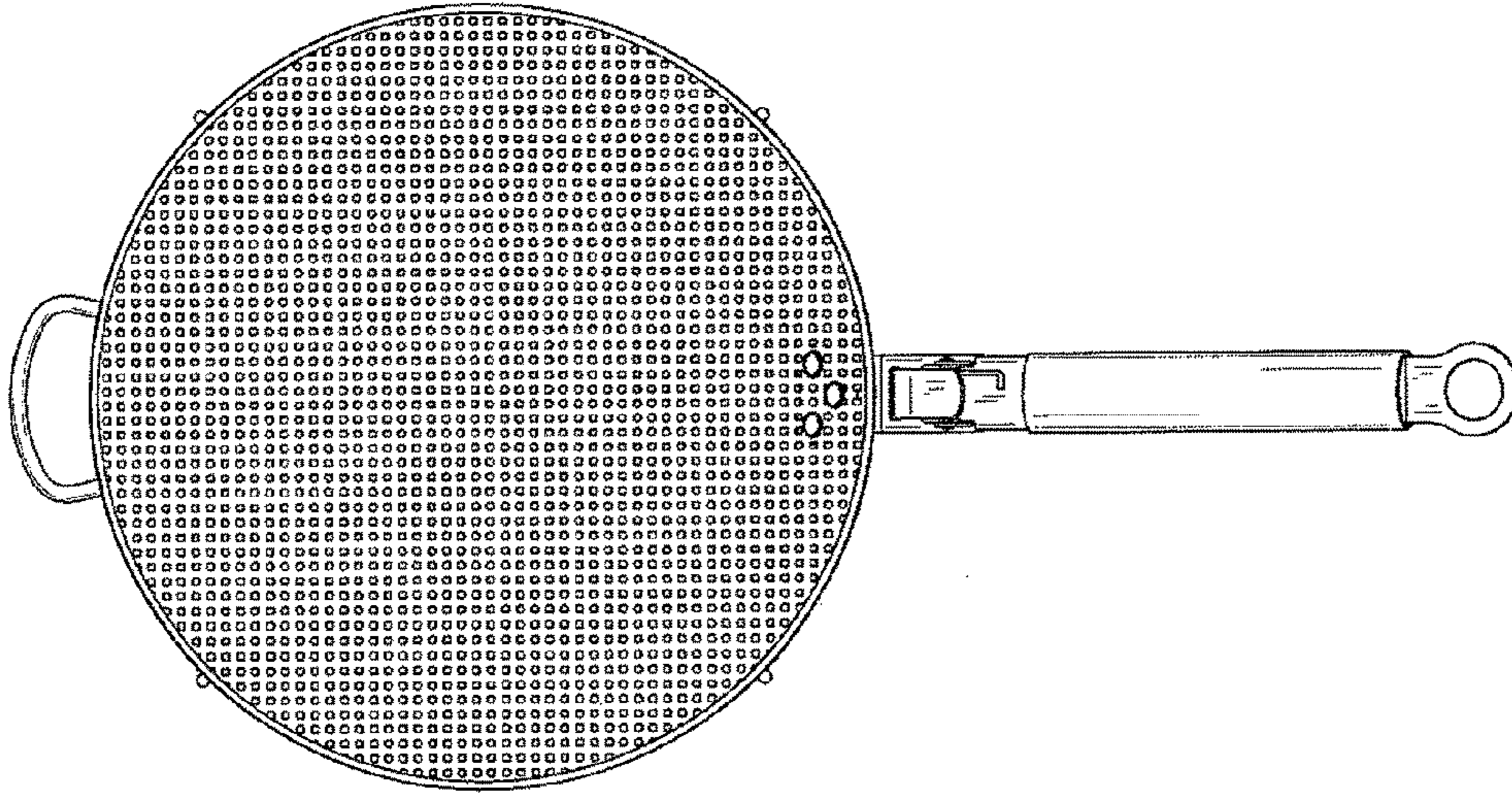


FIG. 4

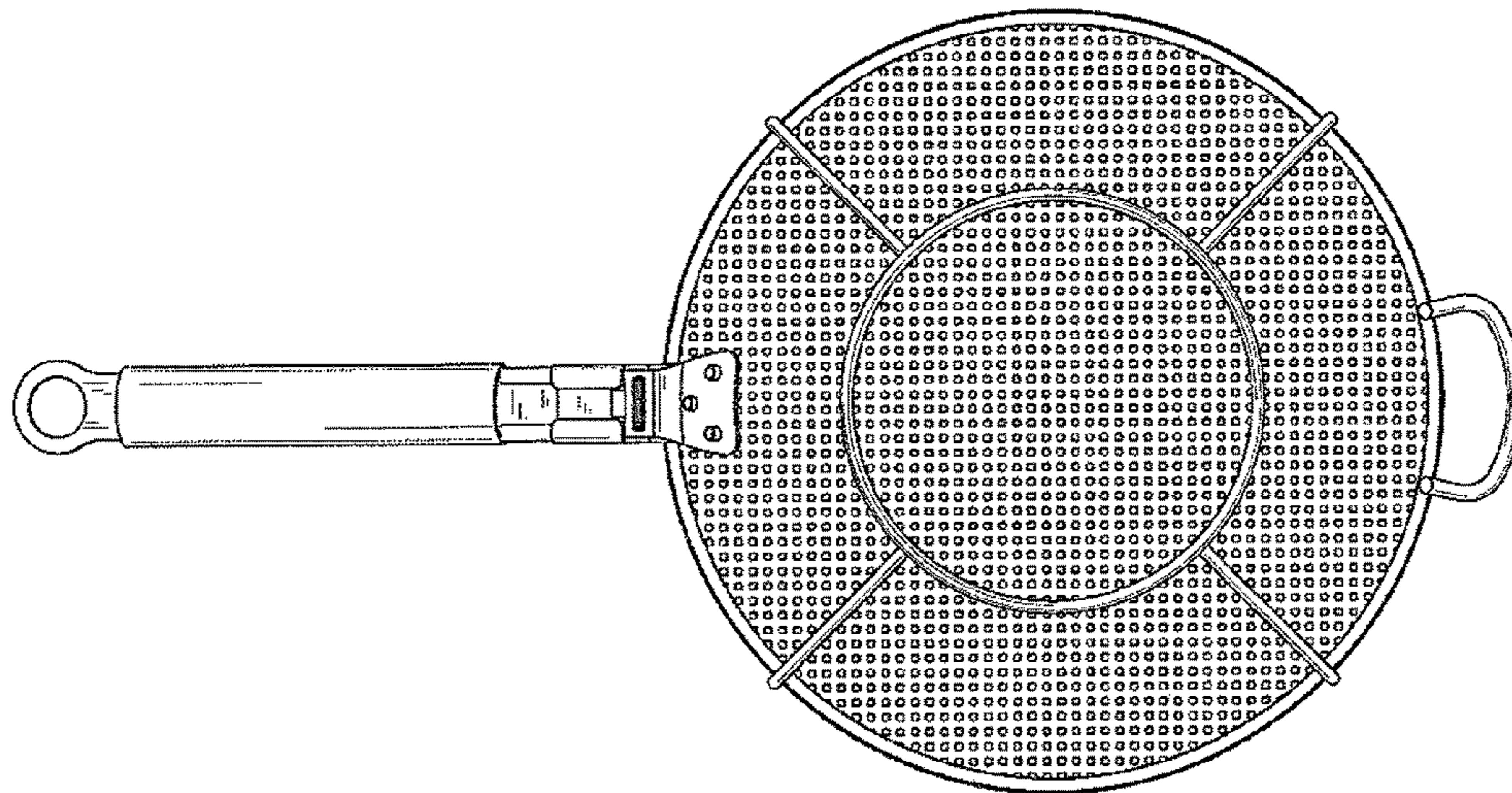


FIG. 5




FIG. 6

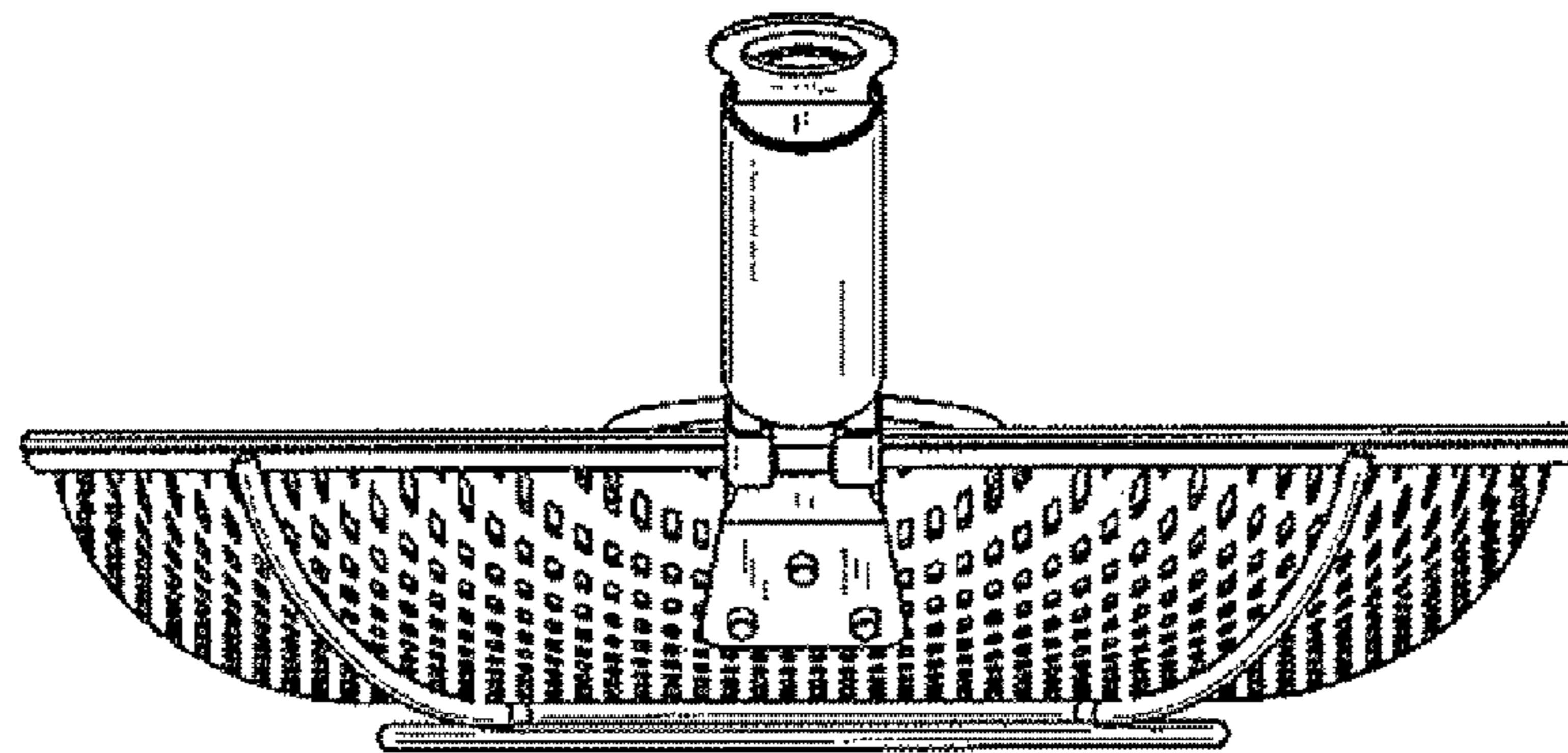


FIG. 7