

US00D639603S

(12) **United States Design Patent**
Degnan

(10) **Patent No.:** **US D639,603 S**
(45) **Date of Patent:** **** Jun. 14, 2011**

- (54) **ROASTING PAN**
- (75) Inventor: **Peter Jason Degnan**, El Cerrito, CA (US)
- (73) Assignee: **Williams-Sonoma, Inc.**, San Francisco, CA (US)
- (**) Term: **14 Years**
- (21) Appl. No.: **29/384,098**
- (22) Filed: **Jan. 26, 2011**
- (51) **LOC (9) Cl.** **07-02**
- (52) **U.S. Cl.** **D7/360; D7/354**
- (58) **Field of Classification Search** D3/307;
D7/323, 329-331, 339, 346-347, 350.1-350.4,
D7/354-363, 391, 393, 395, 402, 409, 538,
D7/542, 587, 667; D19/75; D23/261; D30/161;
D32/3; 99/324-325, 331-332, 337-340,
99/369, 403-418, 425, 444, 450; 119/161,
119/166; 126/25 A, 275 R, 380.1, 390.1;
206/501-505, 507-508; 219/400, 405, 435-442,
219/620-624, 725, 730-735; 220/485, 491,
220/573.1-573.5, 759, 912; 426/438, 441
See application file for complete search history.

2,868,189 A *	1/1959	Watrous	126/25 A
D327,534 S *	6/1992	Manville et al.	D23/261
D351,489 S *	10/1994	Helfrick	D30/161
5,463,982 A *	11/1995	Murphy	119/166
D389,015 S *	1/1998	Karroll	D7/409
D395,548 S *	6/1998	Morissette	D3/307
D404,854 S *	1/1999	Howarth	D30/161
D416,165 S *	11/1999	Zemel	D7/359
D417,124 S *	11/1999	Chen	D7/409
D434,074 S *	11/2000	Hardy	D19/75
D481,179 S *	10/2003	Wendt et al.	D32/3
7,114,459 B2 *	10/2006	Schmidt et al.	119/161
7,340,994 B2 *	3/2008	Bruno et al.	99/450
D608,146 S *	1/2010	Zemel	D7/409
D621,655 S *	8/2010	Zemel	D7/409
D624,787 S *	10/2010	Adams et al.	D7/409
D635,825 S *	4/2011	Borovicka et al.	D7/409

* cited by examiner

Primary Examiner — Ricky Pham

(74) *Attorney, Agent, or Firm* — Bay Area Technology Law Group PC

(57) **CLAIM**

The ornamental design for a roasting pan, as shown and described

DESCRIPTION

FIG. 1 is a perspective view of a roasting pan showing my new design;

FIG. 2 is a right side view of FIG. 1;

FIG. 3 is a left side view of FIG. 1;

FIG. 4 is a top plan view of FIG. 1;

FIG. 5 is a bottom plan view of FIG. 1;

FIG. 6 is a front view of FIG. 1; and,

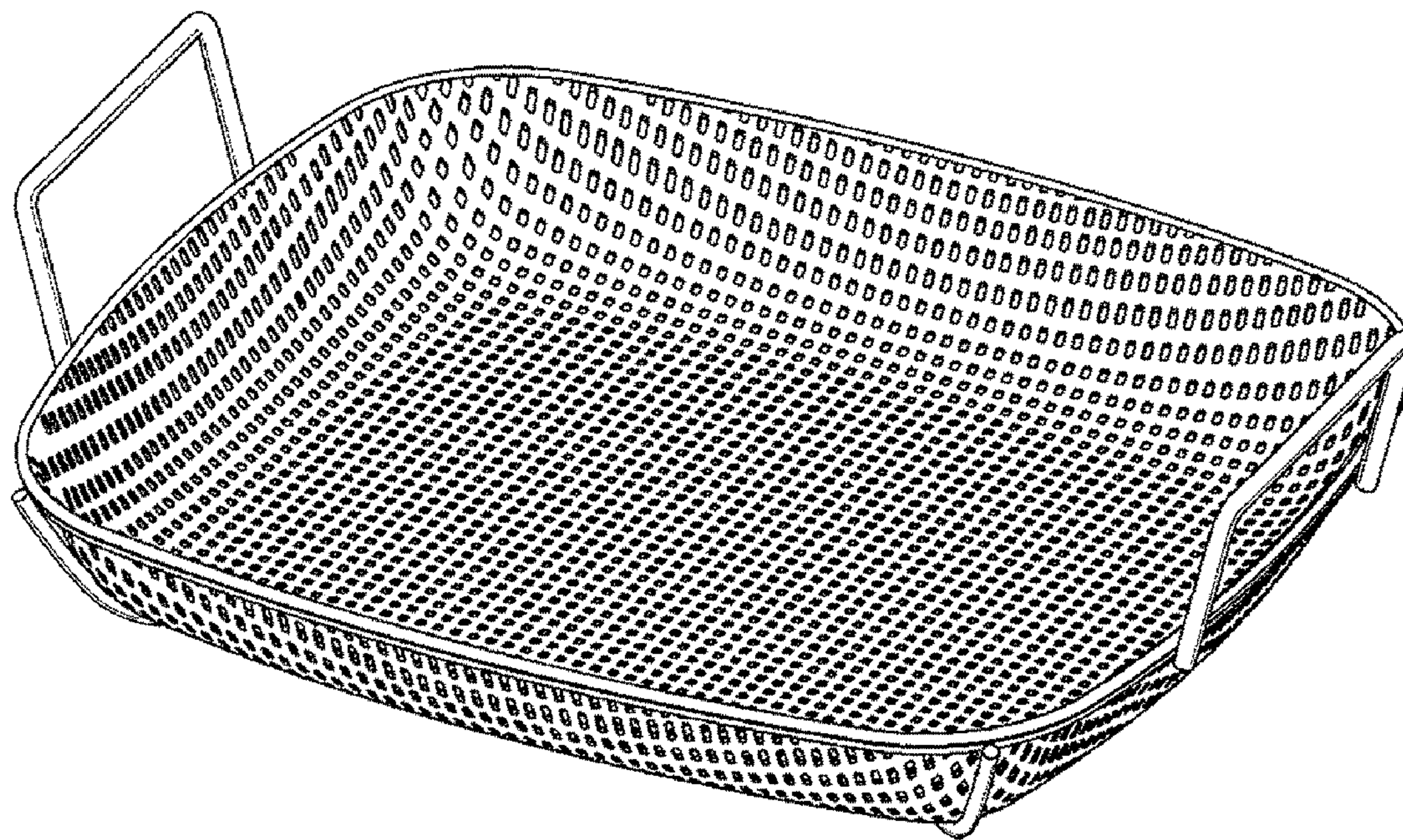
FIG. 7 is a rear view of FIG. 1.

1 Claim, 3 Drawing Sheets

(56) **References Cited**

U.S. PATENT DOCUMENTS

171,032 A *	12/1875	Meyers	220/759
201,959 A *	4/1878	Stockwell et al.	220/485
573,045 A *	12/1896	Snyder	126/275 R
1,098,053 A *	5/1914	Porter	220/485
1,282,094 A *	10/1918	Lindner	220/485
1,445,259 A *	2/1923	Wiselogel	220/491
D183,298 S *	8/1958	Browne	D7/409



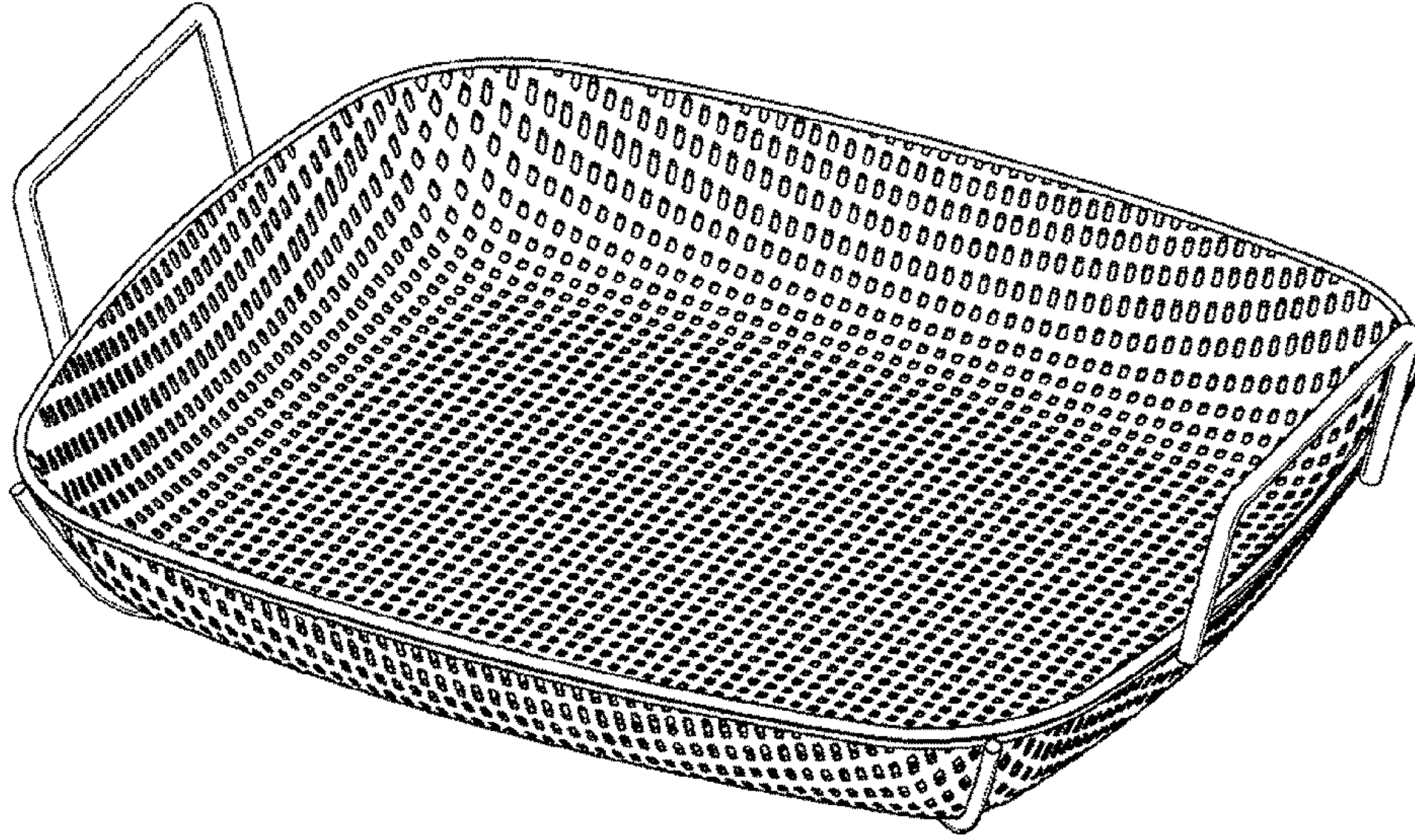


FIG. 1

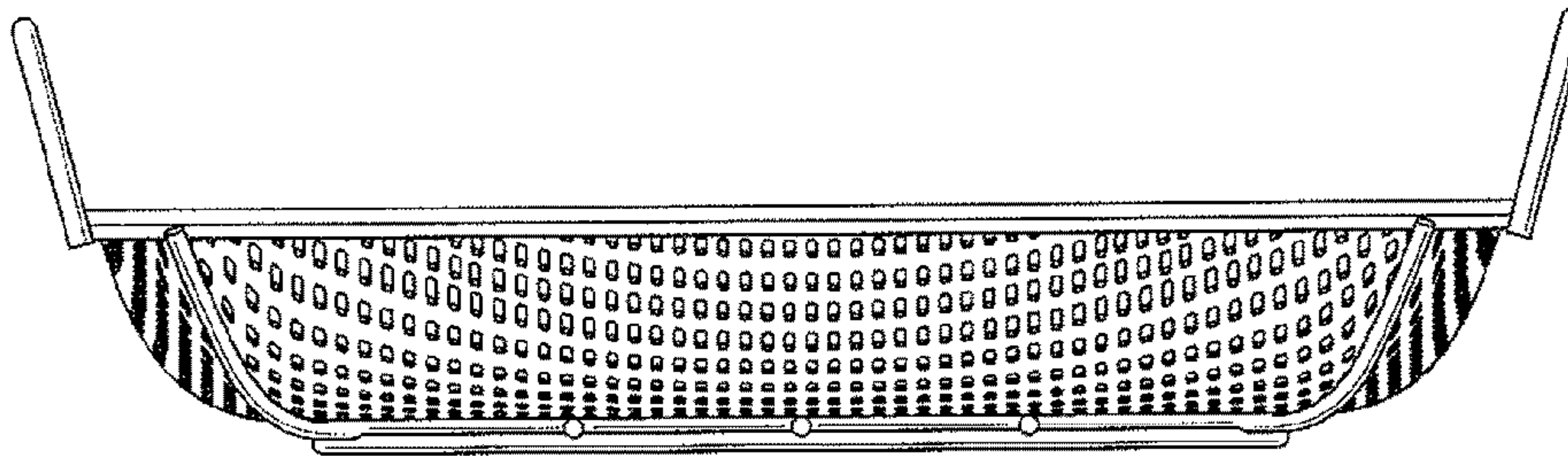


FIG. 2

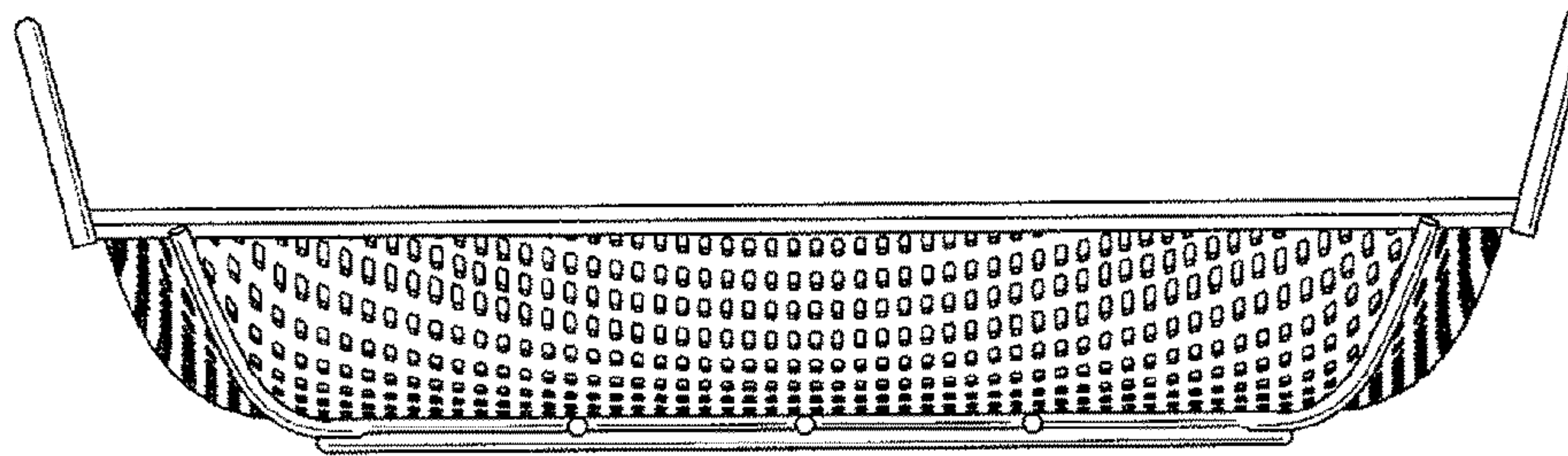


FIG. 3




FIG. 4

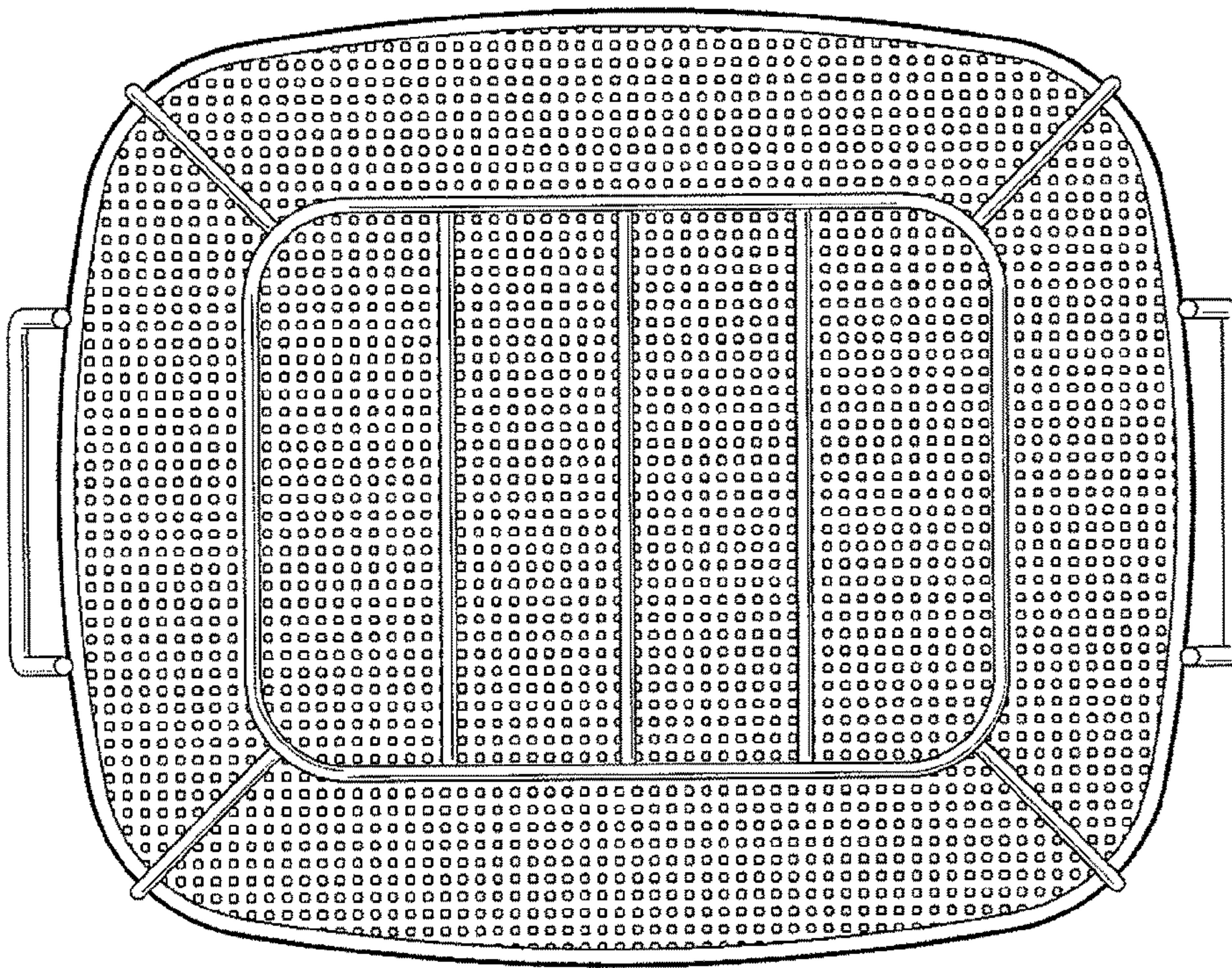


FIG. 5




FIG. 6




FIG. 7