



US00D639580S

(12) **United States Design Patent**  
**Clemence et al.**

(10) **Patent No.:** **US D639,580 S**  
(45) **Date of Patent:** **\*\* Jun. 14, 2011**

(54) **TOOL MERCHANDISER**

(75) Inventors: **Richard M. Clemence**, Southbridge, MA (US); **Patrick Cruz**, Ludlow, MA (US)

(73) Assignee: **Hyde Manufacturing Company**, Southbridge, MA (US)

(\*\*) Term: **14 Years**

(21) Appl. No.: **29/314,182**

(22) Filed: **Mar. 11, 2009**

(51) **LOC (9) Cl.** ..... **06-04**

(52) **U.S. Cl.** ..... **D6/450**

(58) **Field of Classification Search** ..... D6/450,  
D6/449, 469, 455, 457, 466, 396, 410, 411,  
D6/415, 467, 437; 211/1.52, 163, 85.2, 13.1,  
211/144, 7, 70.6, 46, 205

See application file for complete search history.

(56) **References Cited**

U.S. PATENT DOCUMENTS

|               |         |                |       |          |
|---------------|---------|----------------|-------|----------|
| D86,231 S *   | 2/1932  | Holland        | ..... | D6/450   |
| 3,756,422 A * | 9/1973  | Ostring et al. | ..... | 211/163  |
| 3,759,398 A * | 9/1973  | Romney         | ..... | 211/46   |
| 4,480,755 A * | 11/1984 | Cartwright     | ..... | 211/70.6 |
| D306,666 S *  | 3/1990  | Moransais      | ..... | D6/450   |
| D385,438 S *  | 10/1997 | Jay            | ..... | D6/450   |
| D483,578 S *  | 12/2003 | Sparkowski     | ..... | D6/450   |

|                   |         |                   |       |        |
|-------------------|---------|-------------------|-------|--------|
| D499,578 S *      | 12/2004 | Buckmaster et al. | ..... | D6/437 |
| D564,793 S *      | 3/2008  | Shea              | ..... | D6/457 |
| 2008/0156749 A1 * | 7/2008  | Shea              | ..... | 211/7  |

\* cited by examiner

*Primary Examiner* — Philip S Hyder

*Assistant Examiner* — Sydney R Buffalow

(74) *Attorney, Agent, or Firm* — Louis J. Franco; Law Office of Louis J. Franco

(57) **CLAIM**

The ornamental design for a tool merchandiser, as shown and described.

**DESCRIPTION**

FIG. 1 is a right side perspective view of a tool merchandiser showing our new design, the left side being a mirror image of the right side;

FIG. 2 is a right side elevational view of the tool merchandiser of FIG. 1;

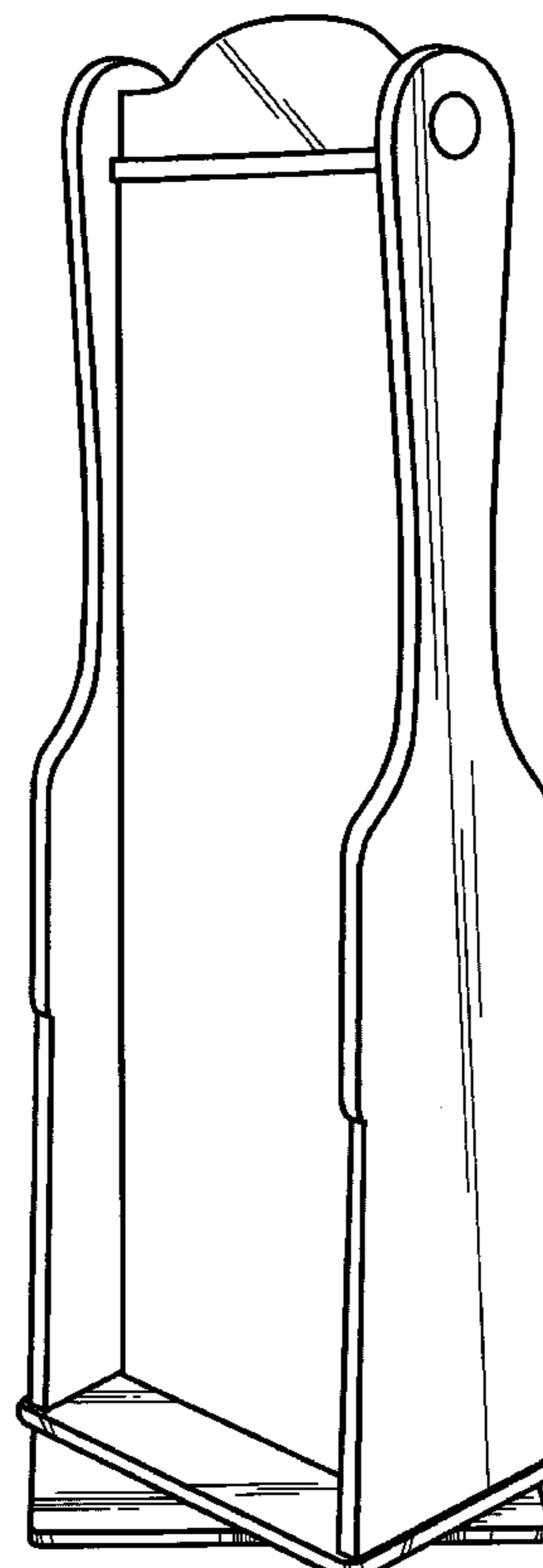
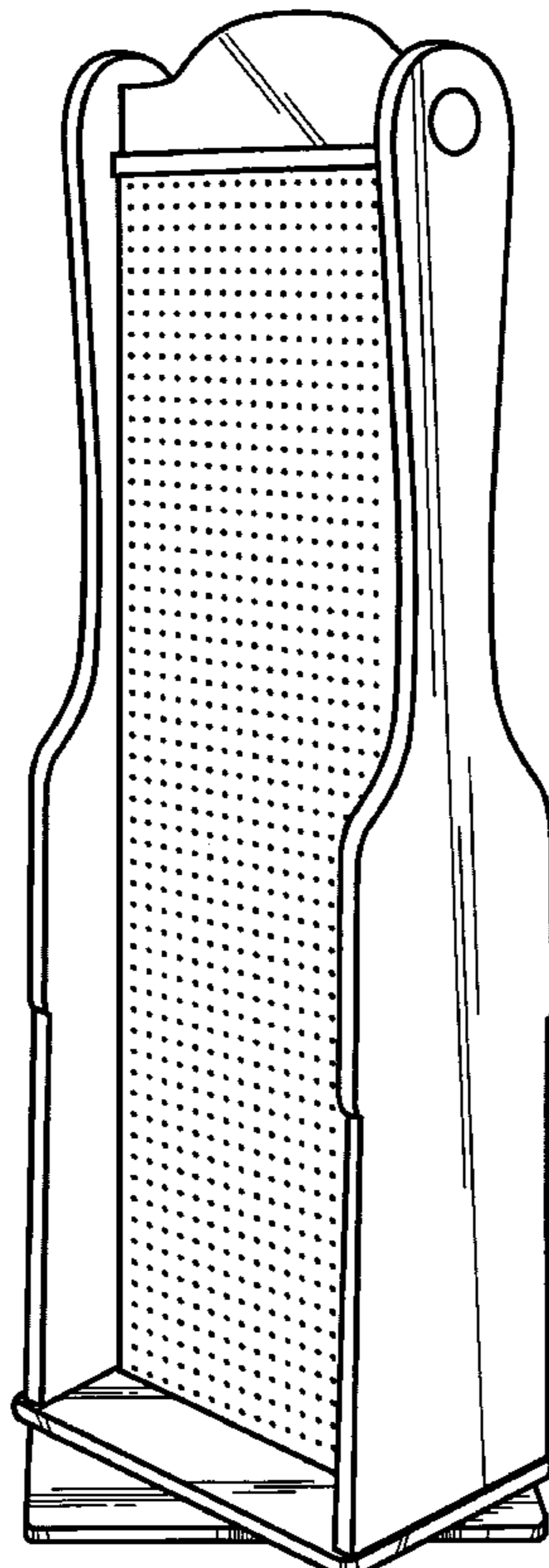
FIG. 3 is a front view of the tool merchandiser of FIG. 1;

FIG. 4 is a top view of the tool merchandiser of FIG. 1;

FIG. 5 is a bottom view of the tool merchandiser of FIG. 1; and,

FIG. 6 is a right side perspective view of a second embodiment of a tool merchandiser showing our new design, the left side being a mirror image of the right side and all other views of the second embodiment being the same as those of the first embodiment as depicted in FIGS. 2, 4 and 5.

**1 Claim, 6 Drawing Sheets**



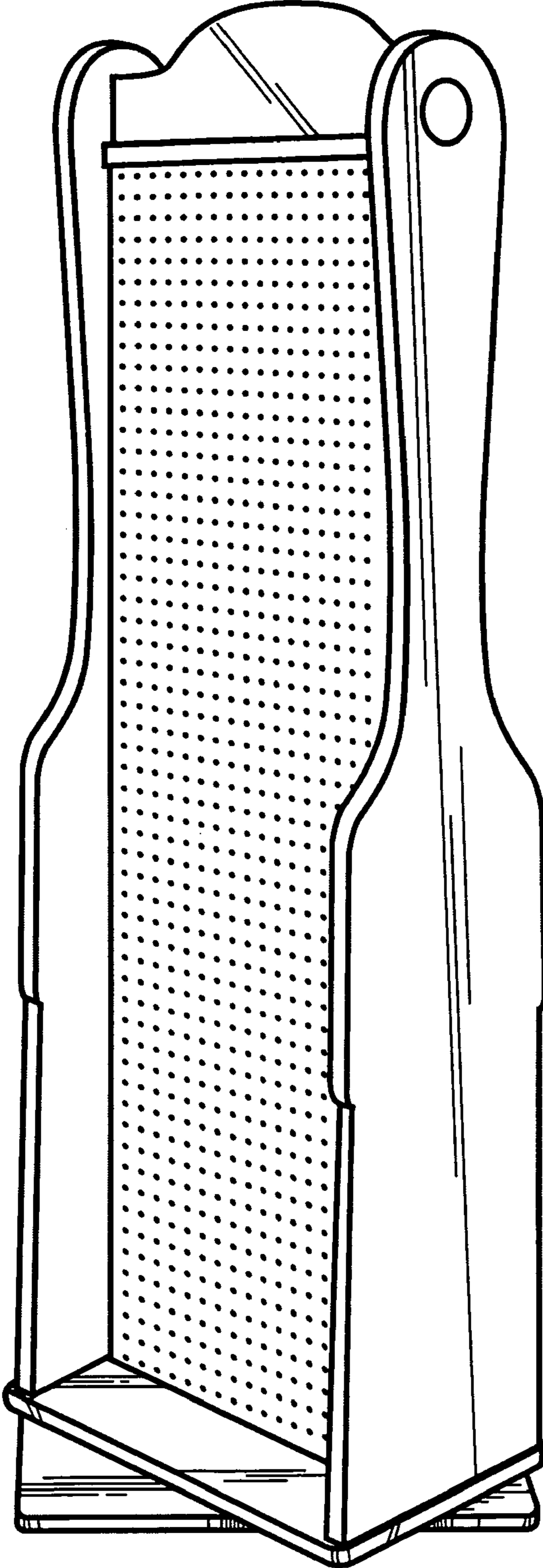


FIGURE 1

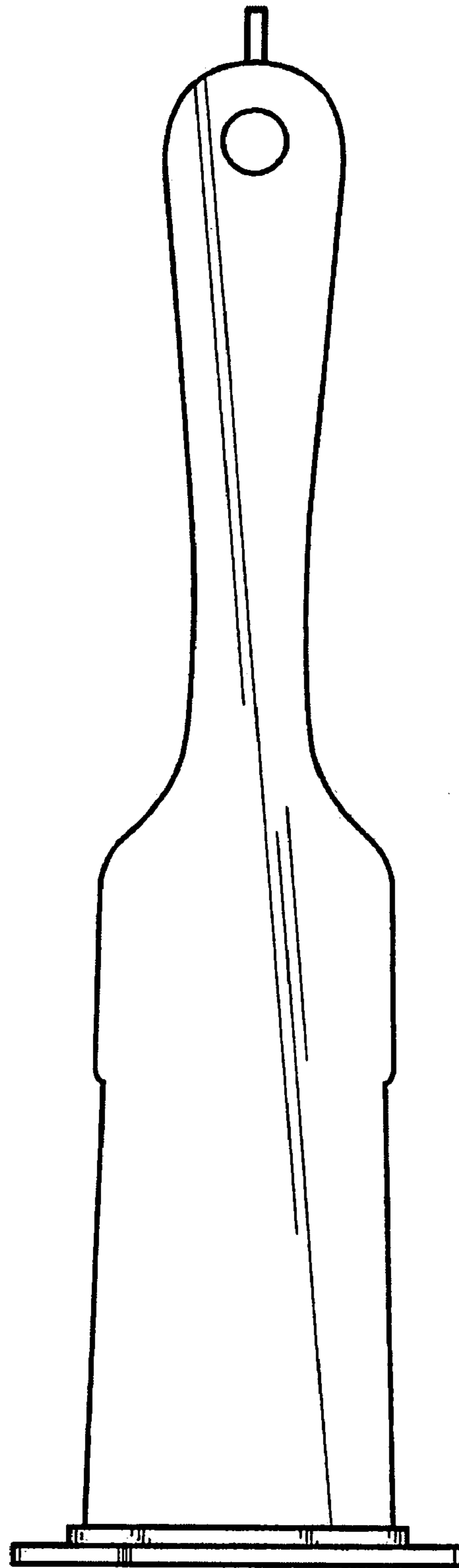


FIGURE 2




FIGURE 3

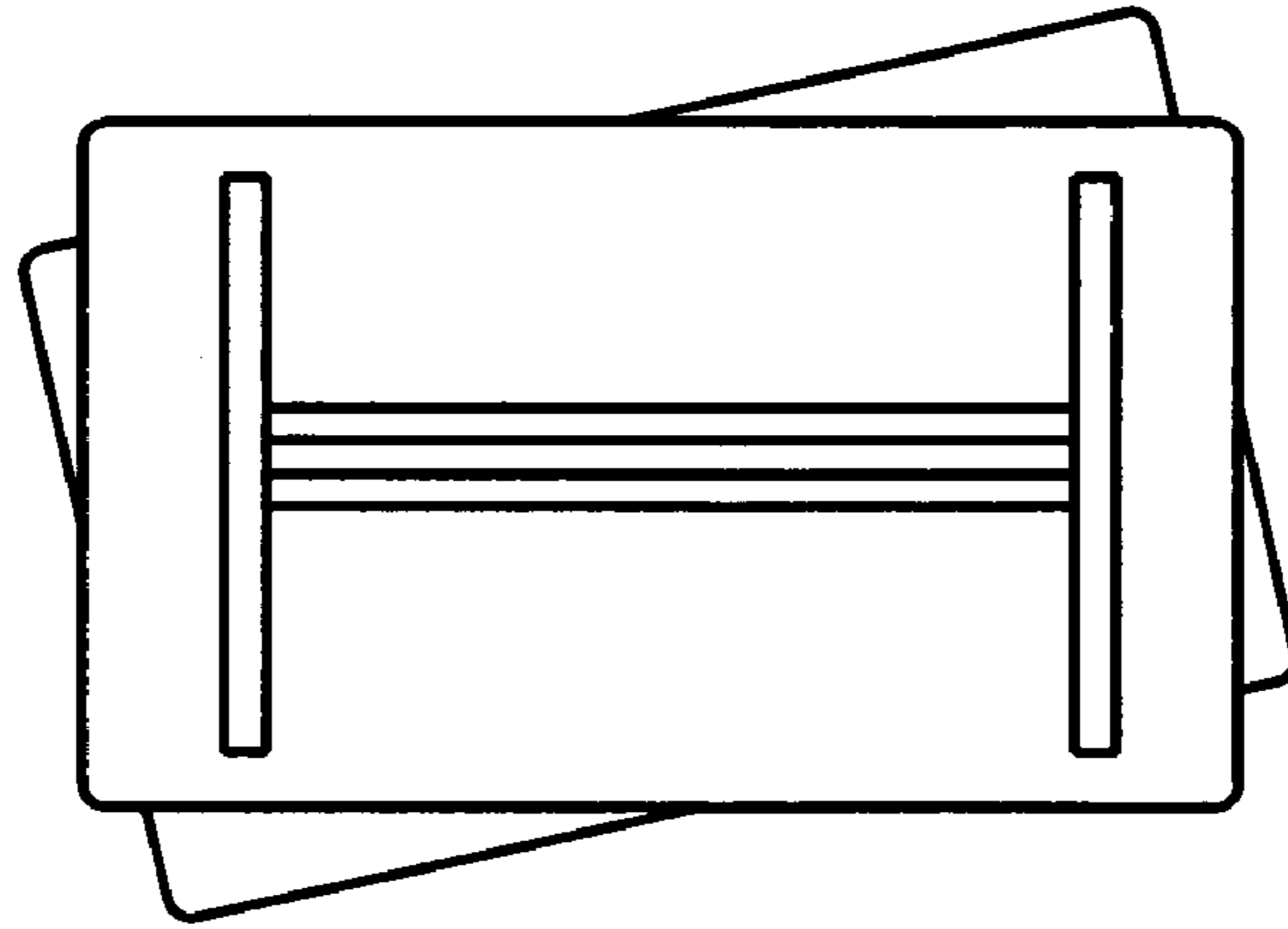
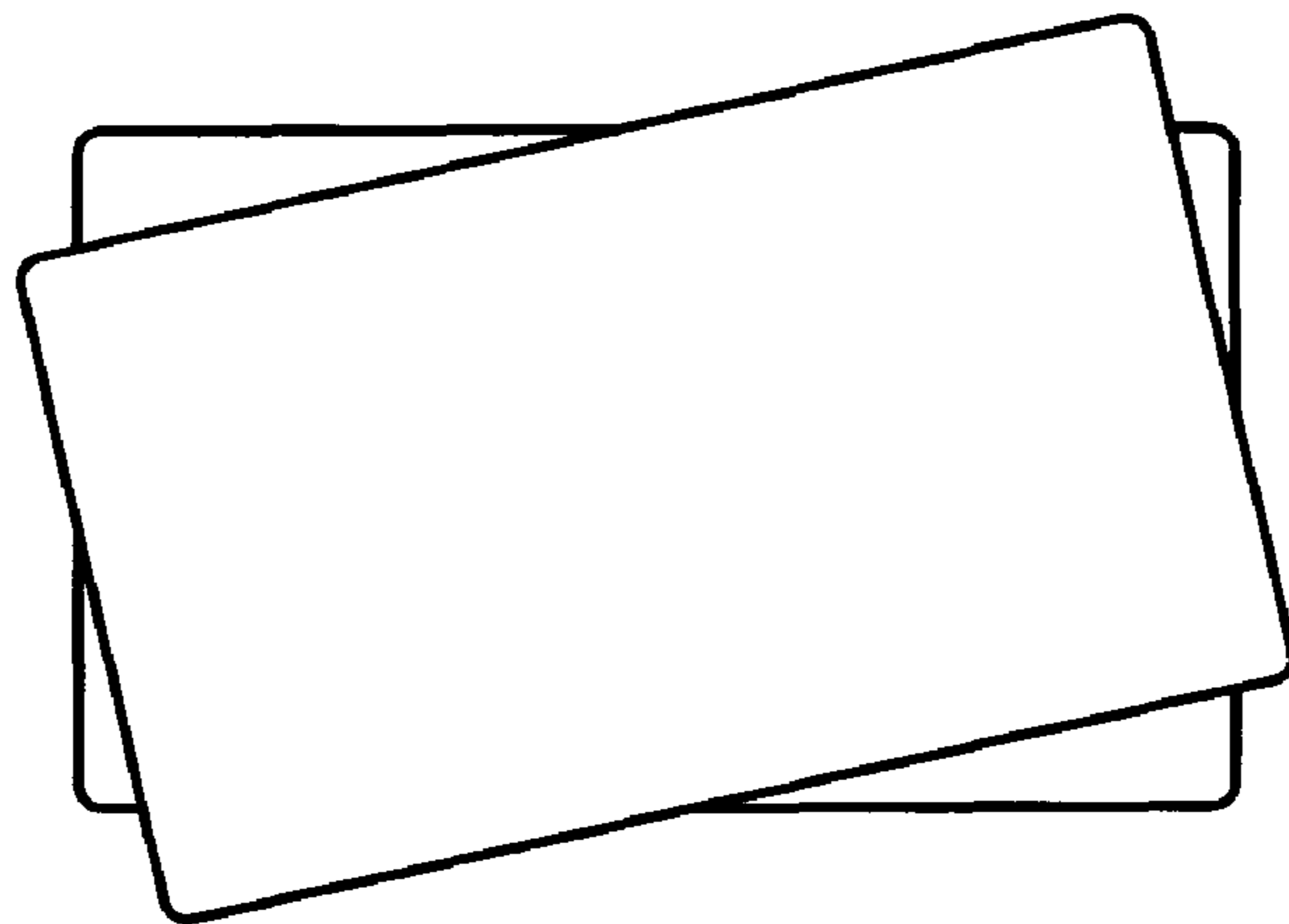


FIGURE 4



**FIGURE 5**

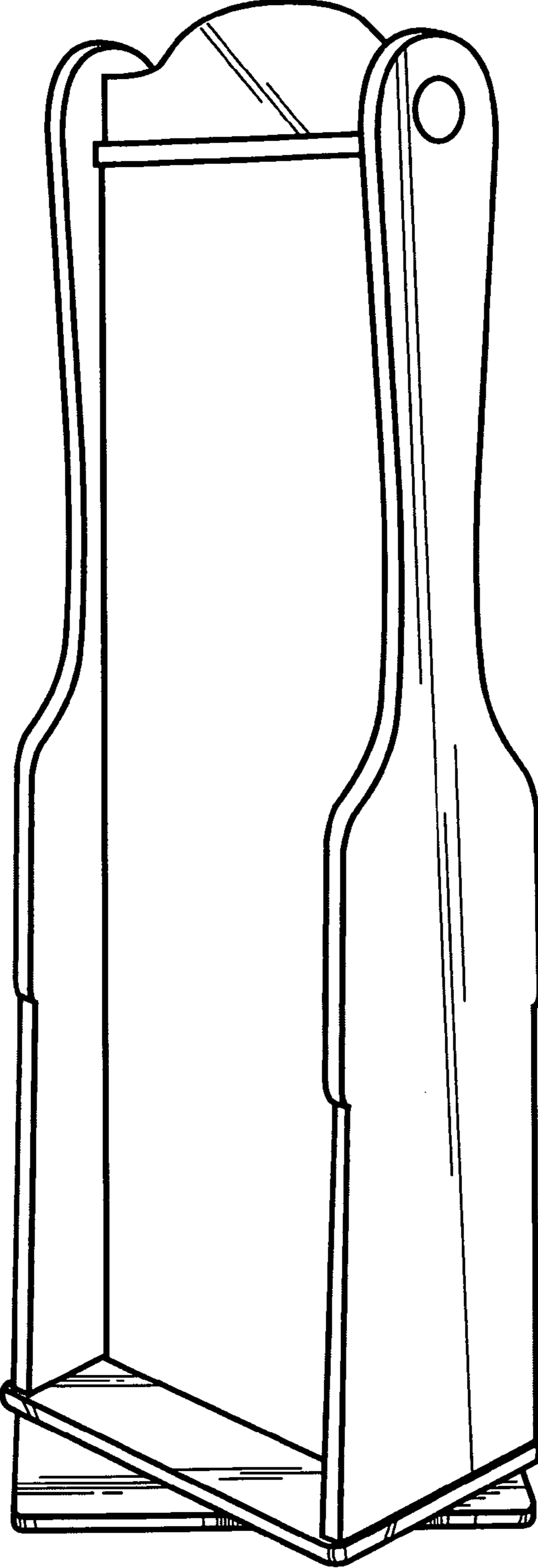


FIGURE 6