



US00D639543S

(12) **United States Design Patent**  
**Lamont**

(10) **Patent No.:** **US D639,543 S**  
(45) **Date of Patent:** **\*\* Jun. 14, 2011**

(54) **FOOTWEAR**

(75) Inventor: **Ryan Lamont**, London (GB)

(73) Assignee: **Lacoste Alligator S.A.**, Geneva (CH)

(\*\*) Term: **14 Years**

(21) Appl. No.: **29/315,990**

(22) Filed: **Aug. 12, 2009**

**Related U.S. Application Data**

(63) Continuation of application No. 29/301,536, filed on Mar. 4, 2008, now Pat. No. Des. 598,189.

(30) **Foreign Application Priority Data**

Apr. 2, 2009 (EM) ..... 001117352

(51) **LOC (9) Cl.** ..... **02-04**

(52) **U.S. Cl.** ..... **D2/969; D2/907**

(58) **Field of Classification Search** ..... D2/896,  
D2/902, 906-908, 943, 944, 969, 972-974,  
D2/951-955; 36/45, 50.1, 77 M, 77 R, 83,  
36/88, 113, 114, 126-131, 25 R-25 A  
See application file for complete search history.

(56) **References Cited**

**U.S. PATENT DOCUMENTS**

D103,484 S \* 3/1937 Berenstein ..... D2/955  
D127,776 S \* 6/1941 Barber ..... D2/955  
D173,699 S \* 12/1954 Hosker ..... D2/907

D294,769 S \* 3/1988 Liggett et al. .... D2/955  
D429,876 S \* 8/2000 Vestuti ..... D2/972  
D487,336 S \* 3/2004 Matis ..... D2/969  
D499,875 S \* 12/2004 Lozano ..... D2/972  
D504,012 S \* 4/2005 Fullum ..... D2/972  
D517,297 S \* 3/2006 Jones et al. .... D2/969  
D544,196 S \* 6/2007 Caine ..... D2/972  
D553,838 S \* 10/2007 Belley et al. .... D2/969  
D566,381 S \* 4/2008 Nakano et al. .... D2/953  
D570,089 S \* 6/2008 Avar ..... D2/972  
D572,452 S \* 7/2008 Kuerbis ..... D2/969  
D574,585 S \* 8/2008 Wilken ..... D2/953  
D578,294 S \* 10/2008 Mervar et al. .... D2/969

\* cited by examiner

*Primary Examiner* — Dominic Simone

(74) *Attorney, Agent, or Firm* — Fross Zelnick Lehrman & Zissu, P.C.; Charles T. J. Weigell, Esq.

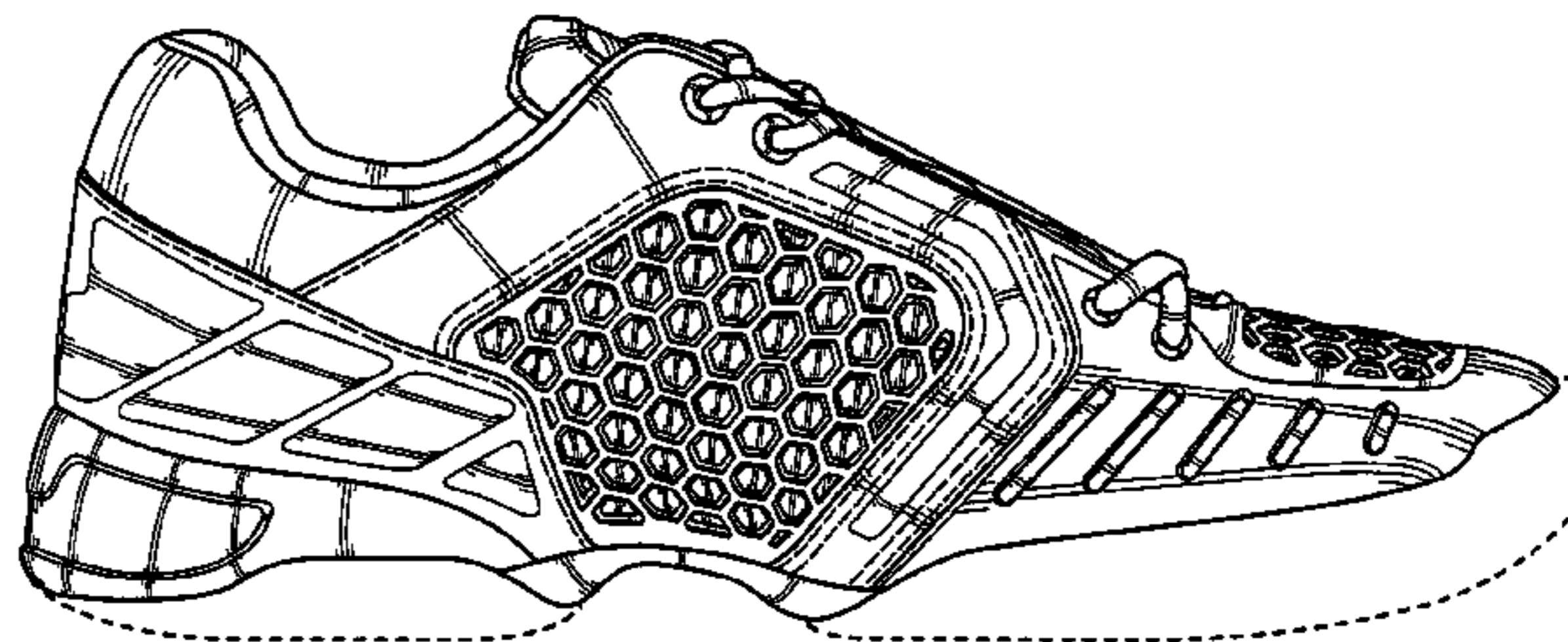
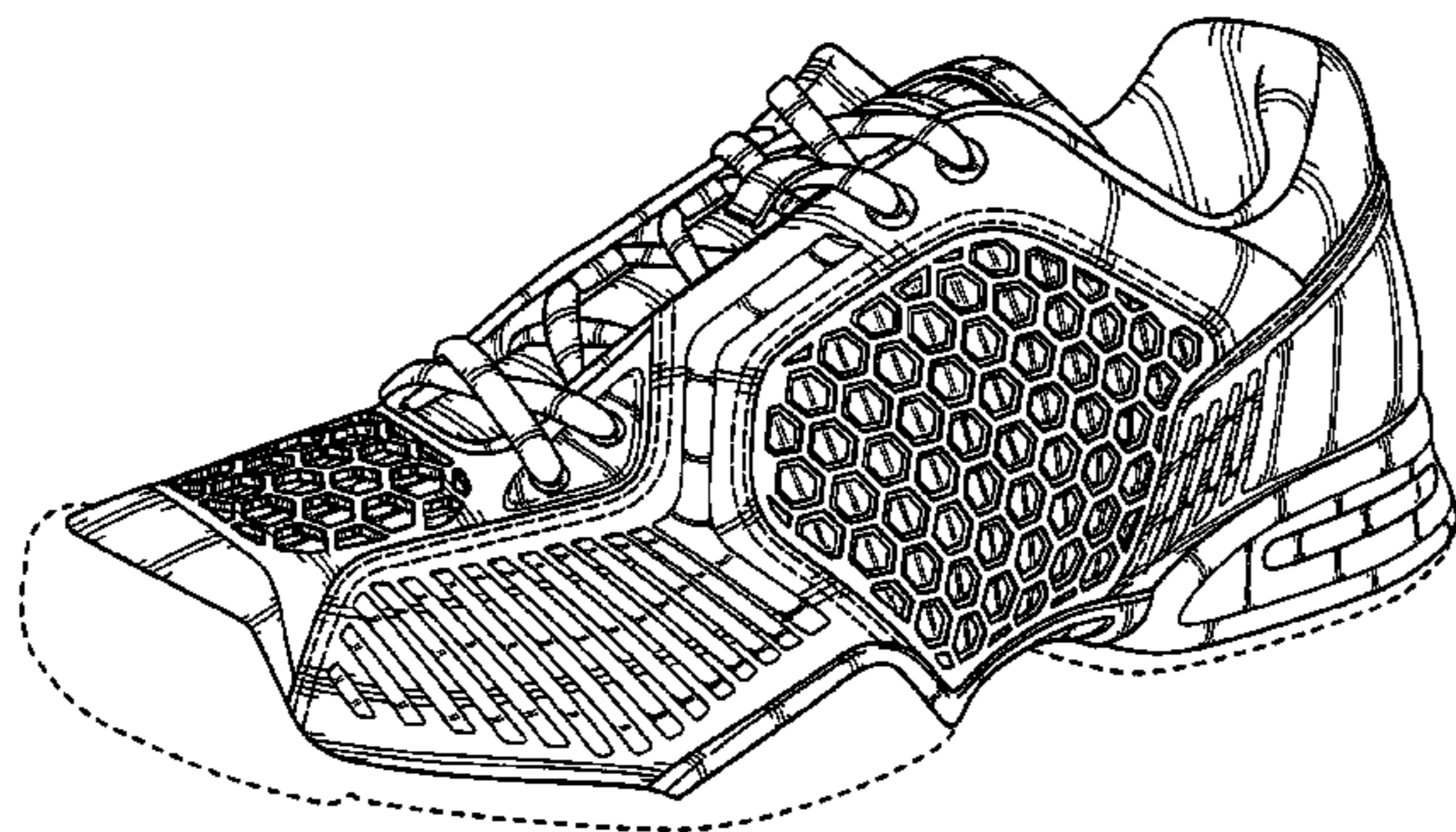
(57) **CLAIM**

The ornamental design for footwear, as shown and described.

**DESCRIPTION**

FIG. 1 is a front perspective view of a shoe showing my footwear design;  
FIG. 2 is a left side view of the footwear shown in FIG. 1;  
FIG. 3 is a right side view of the footwear shown in FIG. 1;  
FIG. 4 is a front view of the footwear shown in FIG. 1;  
FIG. 5 is a rear view of the footwear shown in FIG. 1;  
FIG. 6 is a top view of the footwear shown in FIG. 1; and,  
FIG. 7 is a bottom view of the footwear shown in FIG. 1.  
The broken line showing of the sole is for illustrative purposes only and forms no part of the claimed design.

**1 Claim, 6 Drawing Sheets**



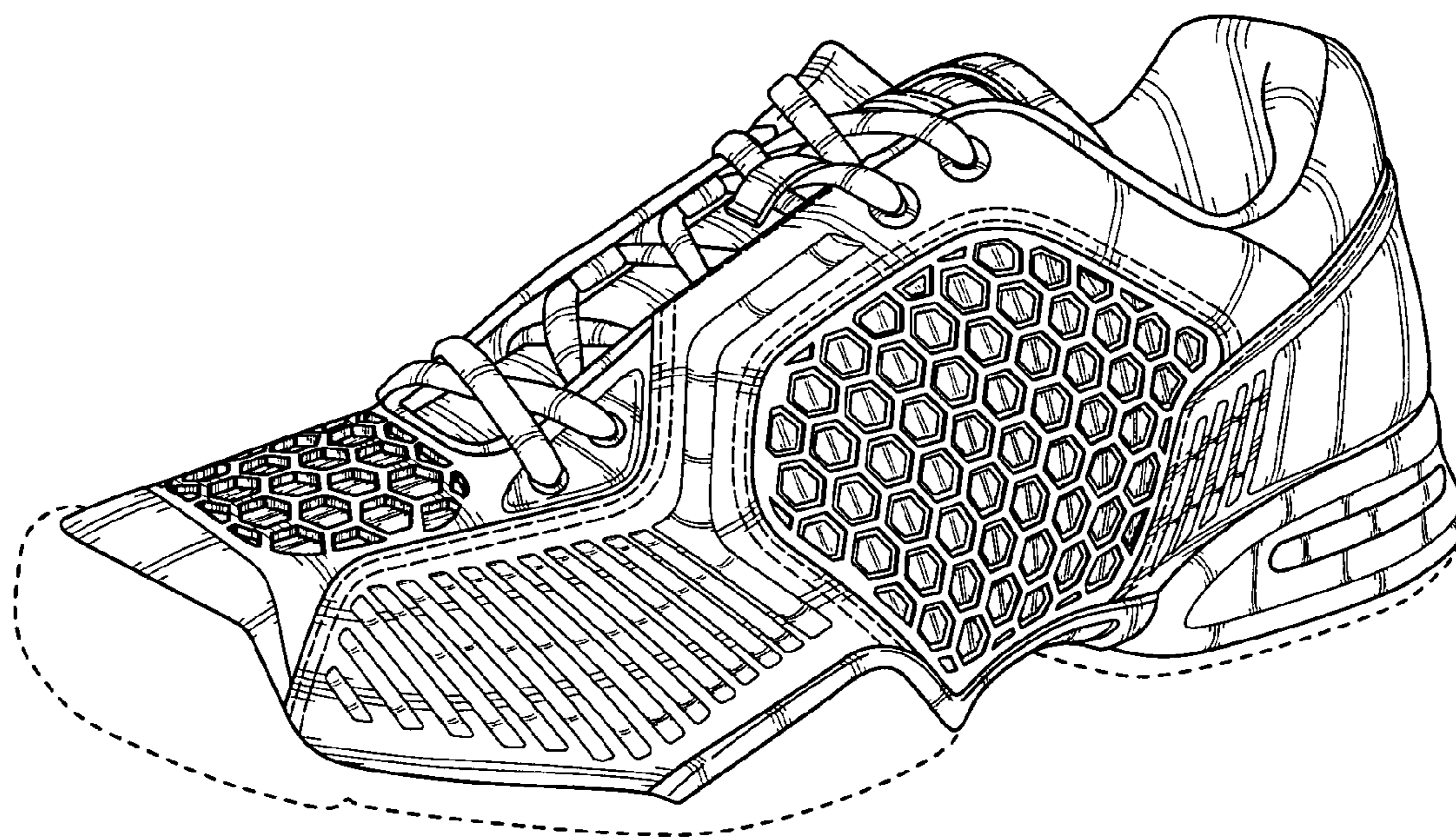


FIG. 1

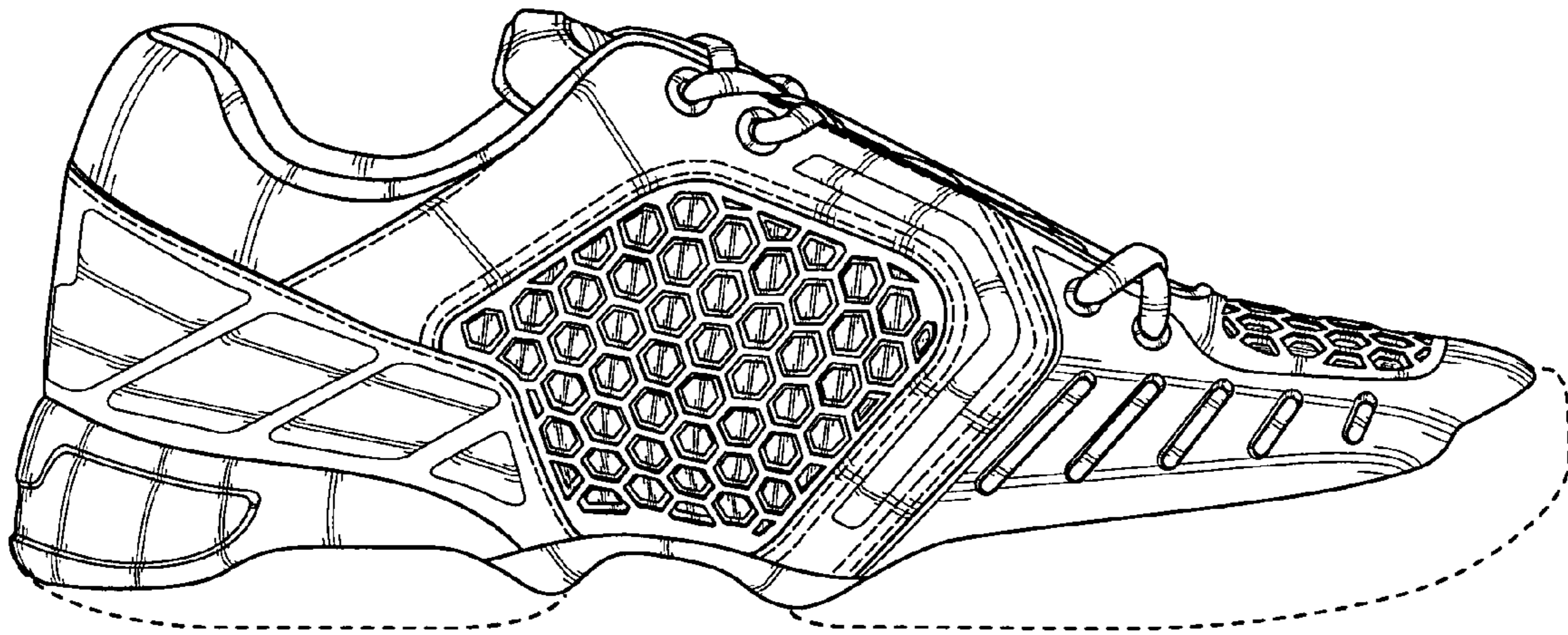


FIG. 2

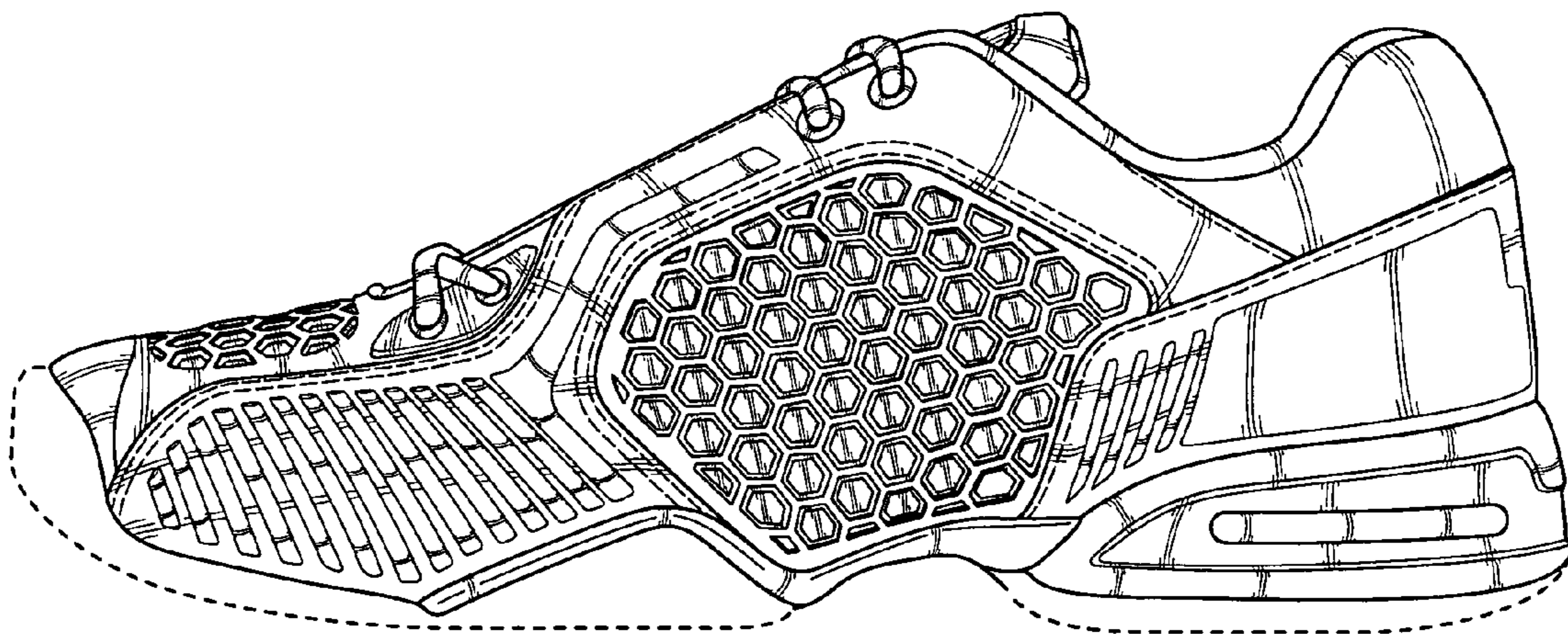


FIG. 3

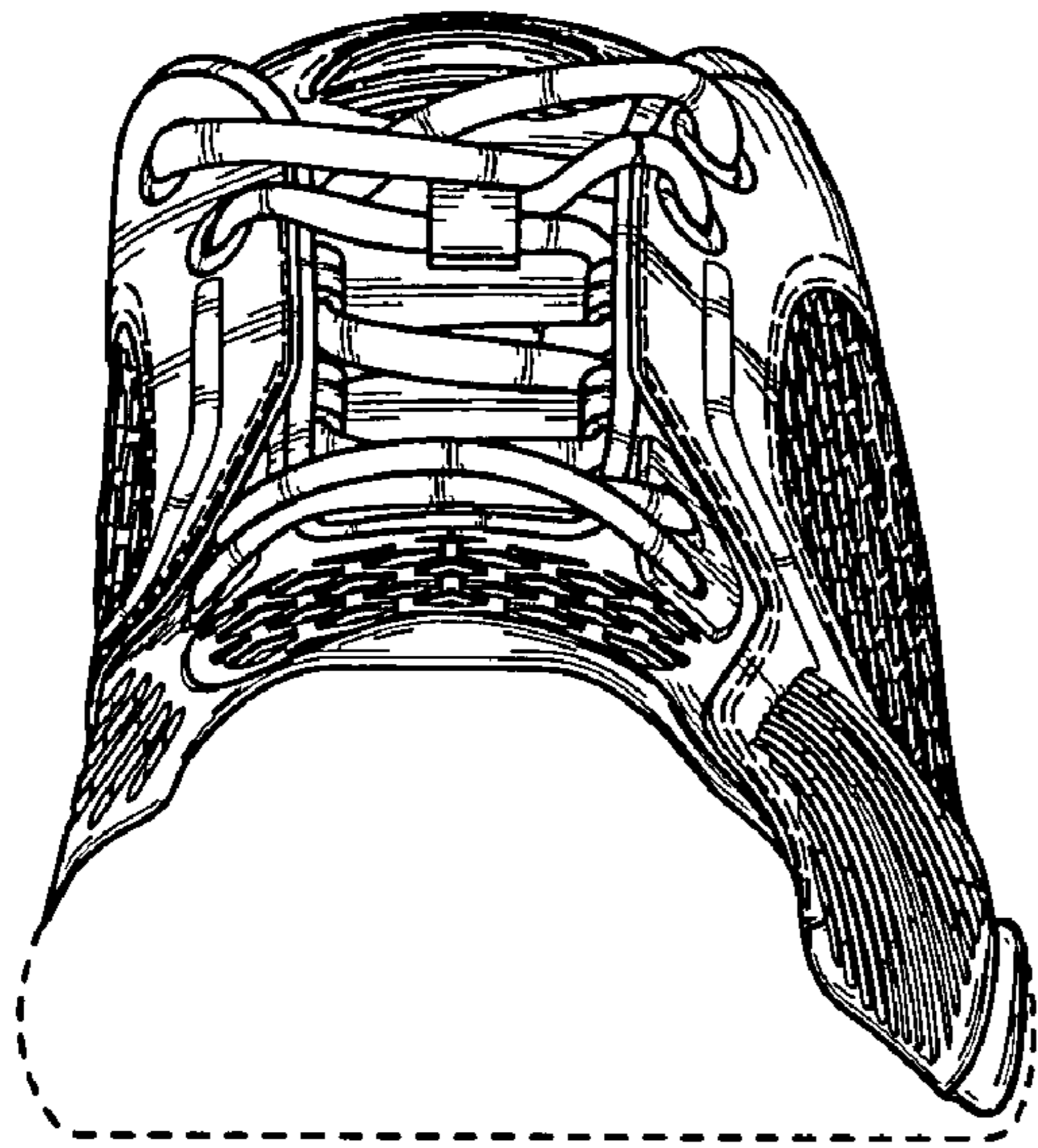


FIG. 4



FIG. 5

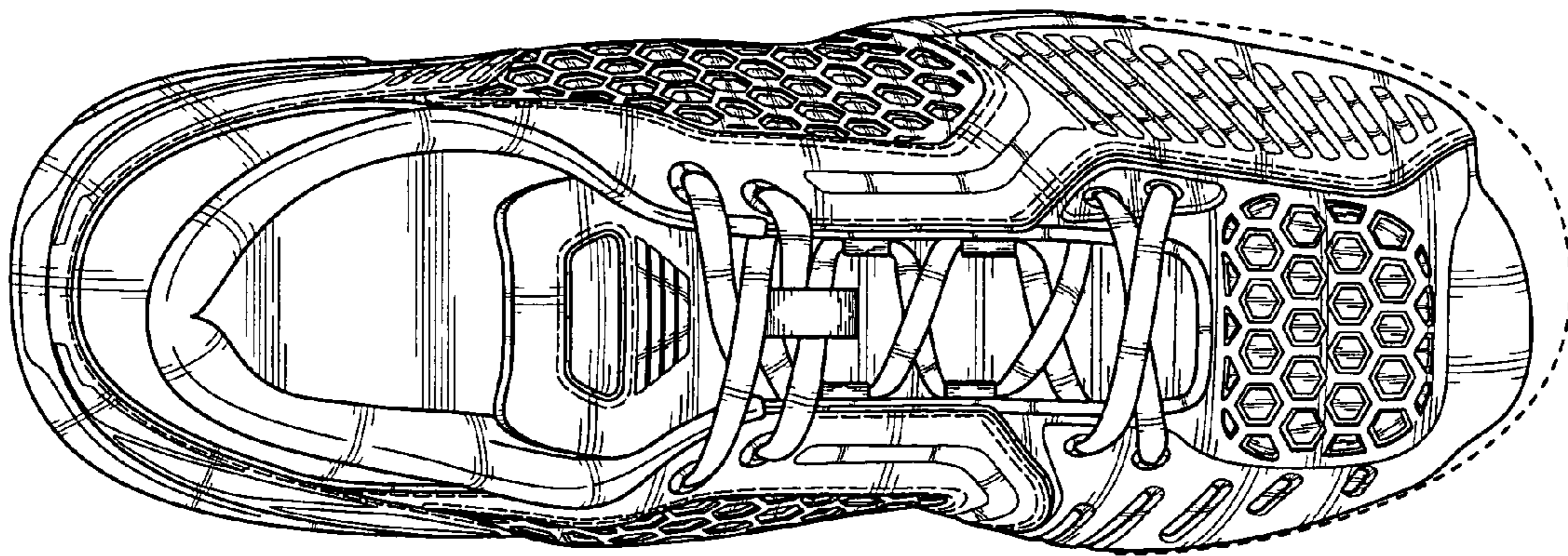


FIG. 6

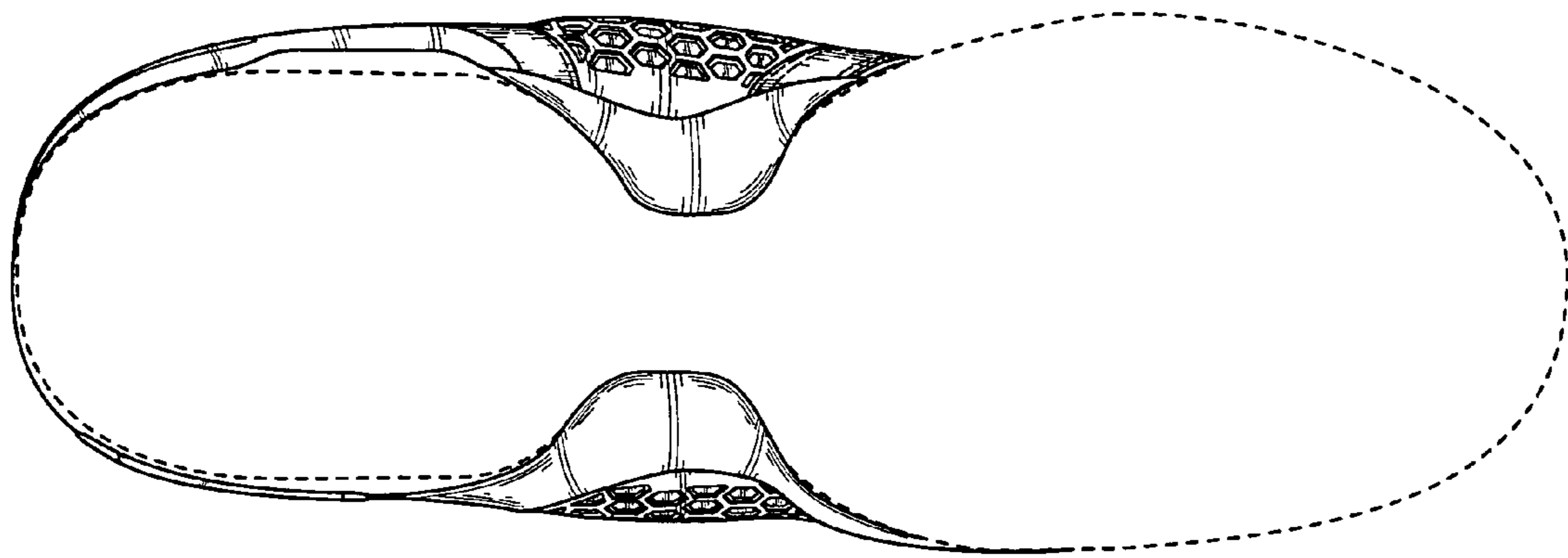


FIG. 7