



US00D639541S

(12) **United States Design Patent**
Del Biondi

(10) **Patent No.:** **US D639,541 S**
(45) **Date of Patent:** **** Jun. 14, 2011**

(54) **SHOE SOLE**

(75) Inventor: **Alberto Del Biondi**, Padua (IT)

(73) Assignee: **Pirelli & C. S.p.A.**, Milan (IT)

(**) Term: **14 Years**

(21) Appl. No.: **29/320,052**

(22) Filed: **Jun. 19, 2008**

(30) **Foreign Application Priority Data**

Jan. 3, 2008 (EM) 000852728

(51) **LOC (9) Cl.** **02-04**

(52) **U.S. Cl.** **D2/960**

(58) **Field of Classification Search** D2/947,
D2/951, 952, 953, 957, 959, 960; D25/153,
D25/156; 36/3 B, 22 R, 24.5, 25 R, 67 A,
36/59 C, 103

See application file for complete search history.

(56) **References Cited**

U.S. PATENT DOCUMENTS

D281,460 S *	11/1985	Parker	D2/957
D294,423 S *	3/1988	Zuidema et al.	D2/954
D301,181 S *	5/1989	Brill	D2/955
D305,278 S *	1/1990	Kiyosawa	D2/954
D316,930 S *	5/1991	Bernasconi	D2/957
D321,976 S *	12/1991	Kiyosawa	D2/953
D322,155 S *	12/1991	Shibasaka et al.	D2/956
D322,156 S *	12/1991	Hase	D2/957
D332,001 S *	12/1992	Bayer	D2/902
D339,455 S *	9/1993	Furukawa	D2/959
D350,640 S *	9/1994	Kayano et al.	D2/957
D433,790 S *	11/2000	Oliver	D2/957
D439,032 S *	3/2001	Kung	D2/960
D473,042 S *	4/2003	Wilson	D2/960
D487,840 S *	3/2004	Hillyer	D2/960
D501,708 S *	2/2005	Andrews-Kramer	D2/960
D505,249 S *	5/2005	Urie	D2/960
D540,014 S *	4/2007	Turner et al.	D2/957

D543,340 S *	5/2007	Favreau et al.	D2/960
D546,033 S *	7/2007	Matis et al.	D2/952
D546,036 S *	7/2007	Schoenborn et al.	D2/957
D569,086 S *	5/2008	Le	D2/957
D571,988 S *	7/2008	Dillenbeck	D2/960
D574,133 S *	8/2008	Le	D2/957
D574,583 S *	8/2008	St-Louis et al.	D2/956
D574,585 S *	8/2008	Wilken	D2/960
D582,133 S *	12/2008	Del Biondi	D2/902
D584,493 S *	1/2009	Avar	D2/960
D586,994 S *	2/2009	Chang	D2/959
D604,932 S *	12/2009	Le	D2/957

* cited by examiner

Primary Examiner — T. Chase Nelson

(74) *Attorney, Agent, or Firm* — Finnegan, Henderson, Farabow, Garrett & Dunner, LLP

(57) **CLAIM**

The ornamental design for a shoe sole, as shown and described.

DESCRIPTION

FIG. 1 is a bottom perspective view of a shoe sole of my design;

FIG. 2 is an enlarged portion found in the broken-line circle in FIG. 1;

FIG. 3 is a bottom view thereof;

FIG. 4 is a top view thereof;

FIG. 5 is a rear view thereof;

FIG. 6 is a front view thereof;

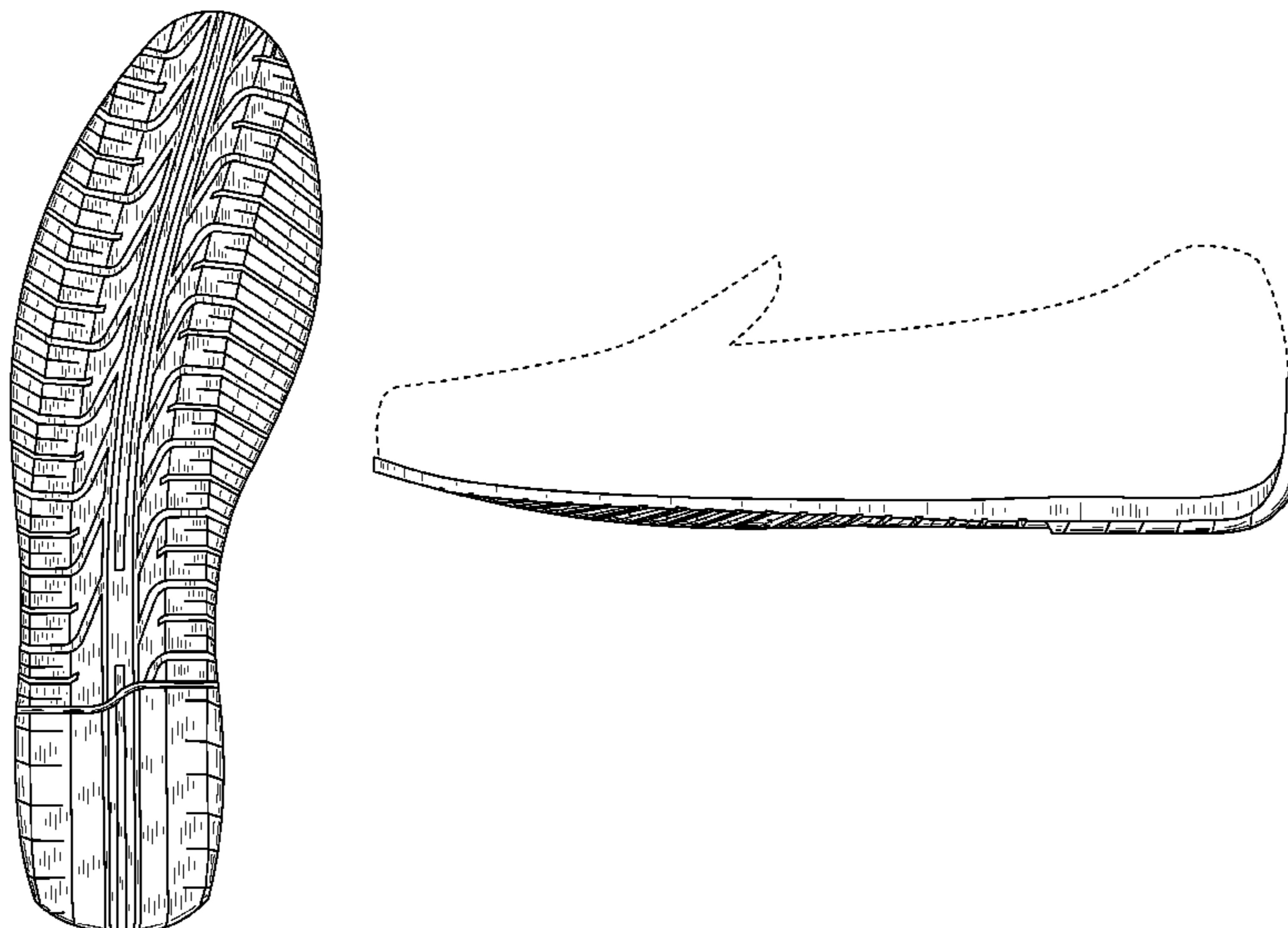
FIG. 7 is a bottom right side view thereof; and,

FIG. 8 is a left side view thereof.

My design includes a mirror image of the embodiment depicted.

The broken lines of uniform length depict environment only and are not part of the claimed design. The broken lines of uneven length define a region in FIG. 1 shown enlarged in FIG. 2 and such broken lines are not part of the claimed design, nor do they define a boundary of the claimed design.

1 Claim, 6 Drawing Sheets



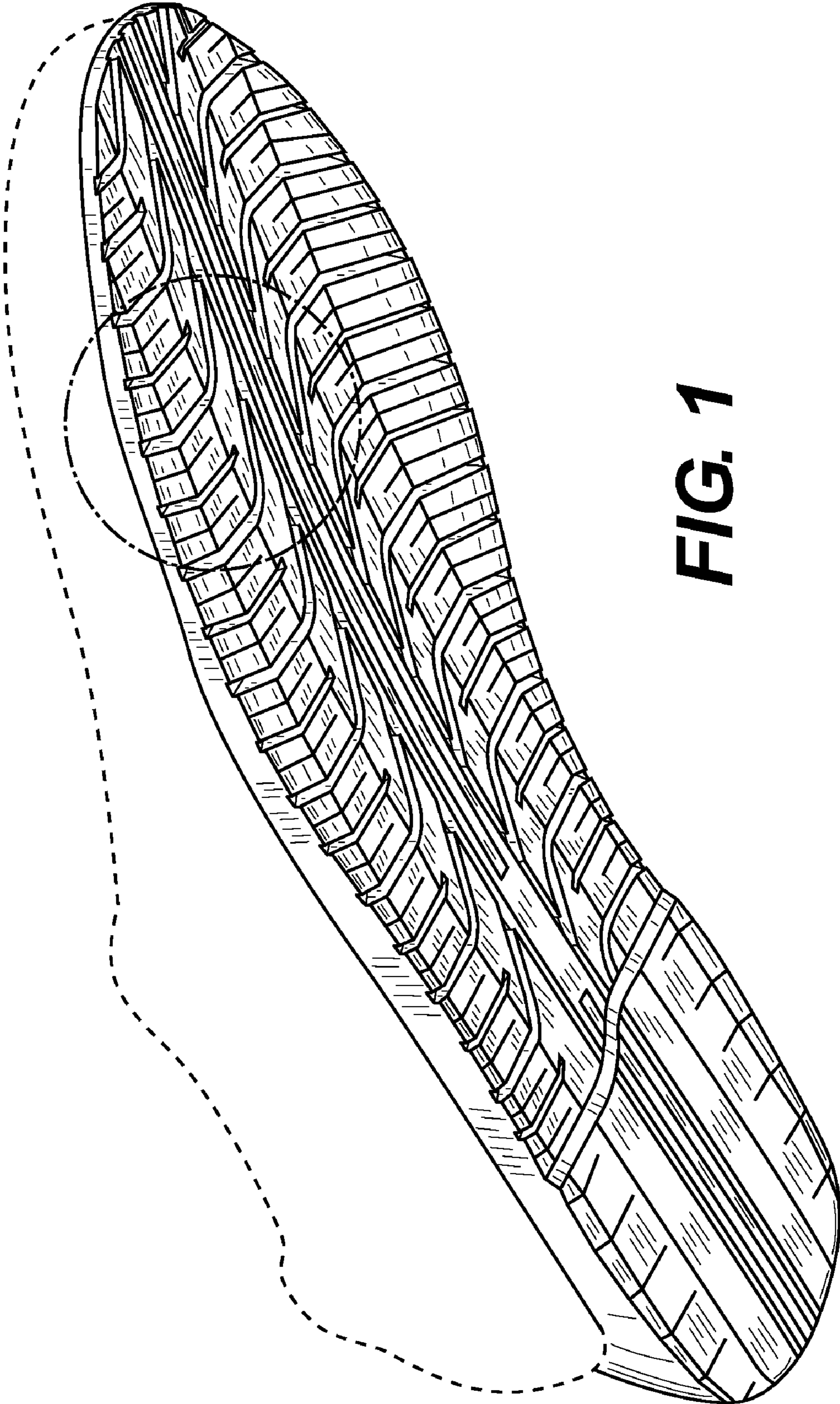


FIG. 1

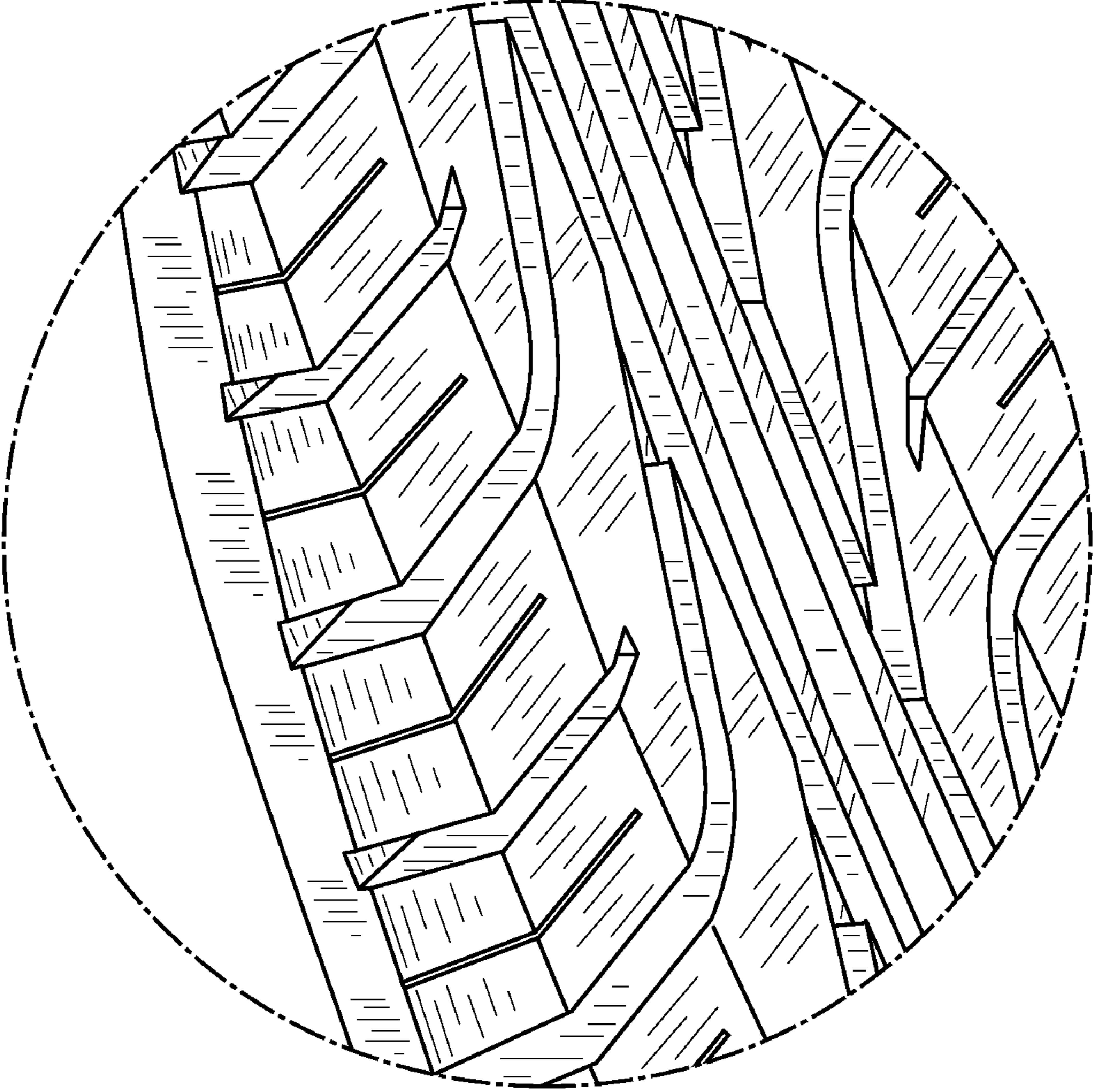


FIG. 2

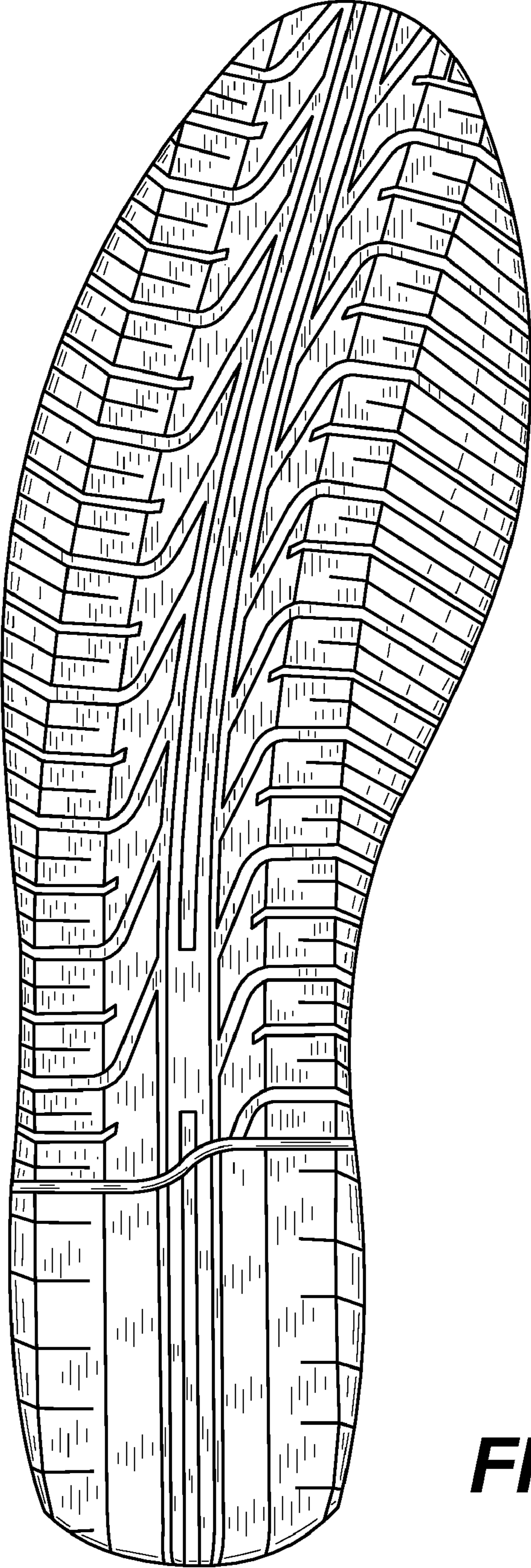


FIG. 3

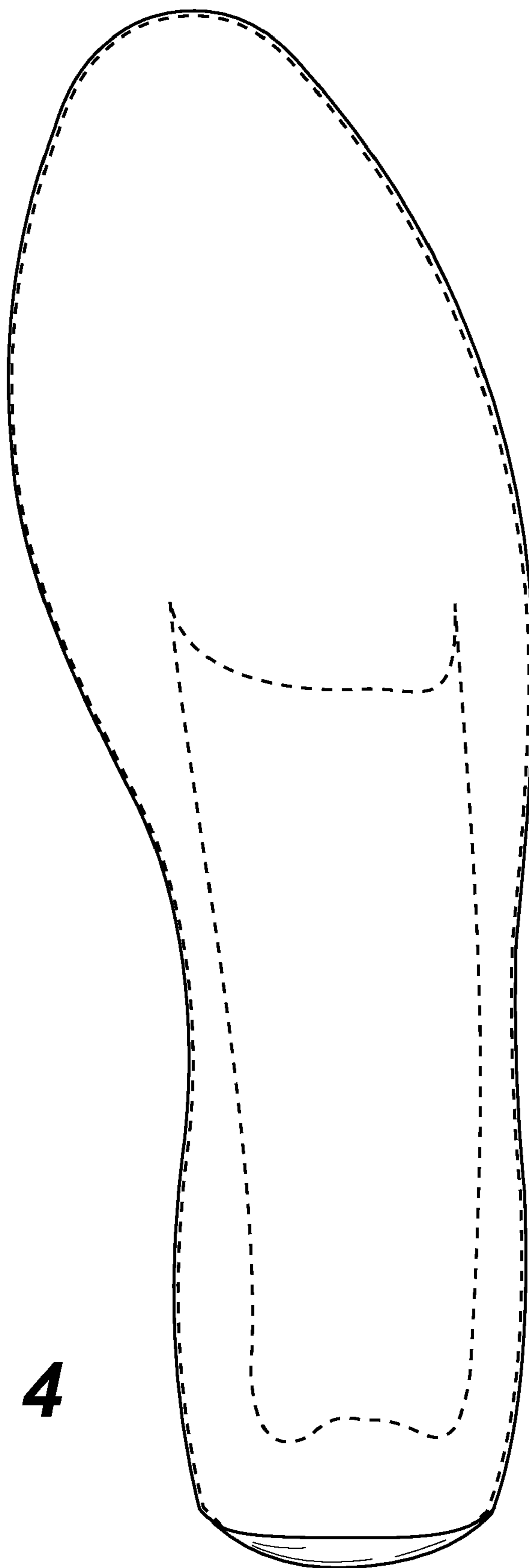


FIG. 4

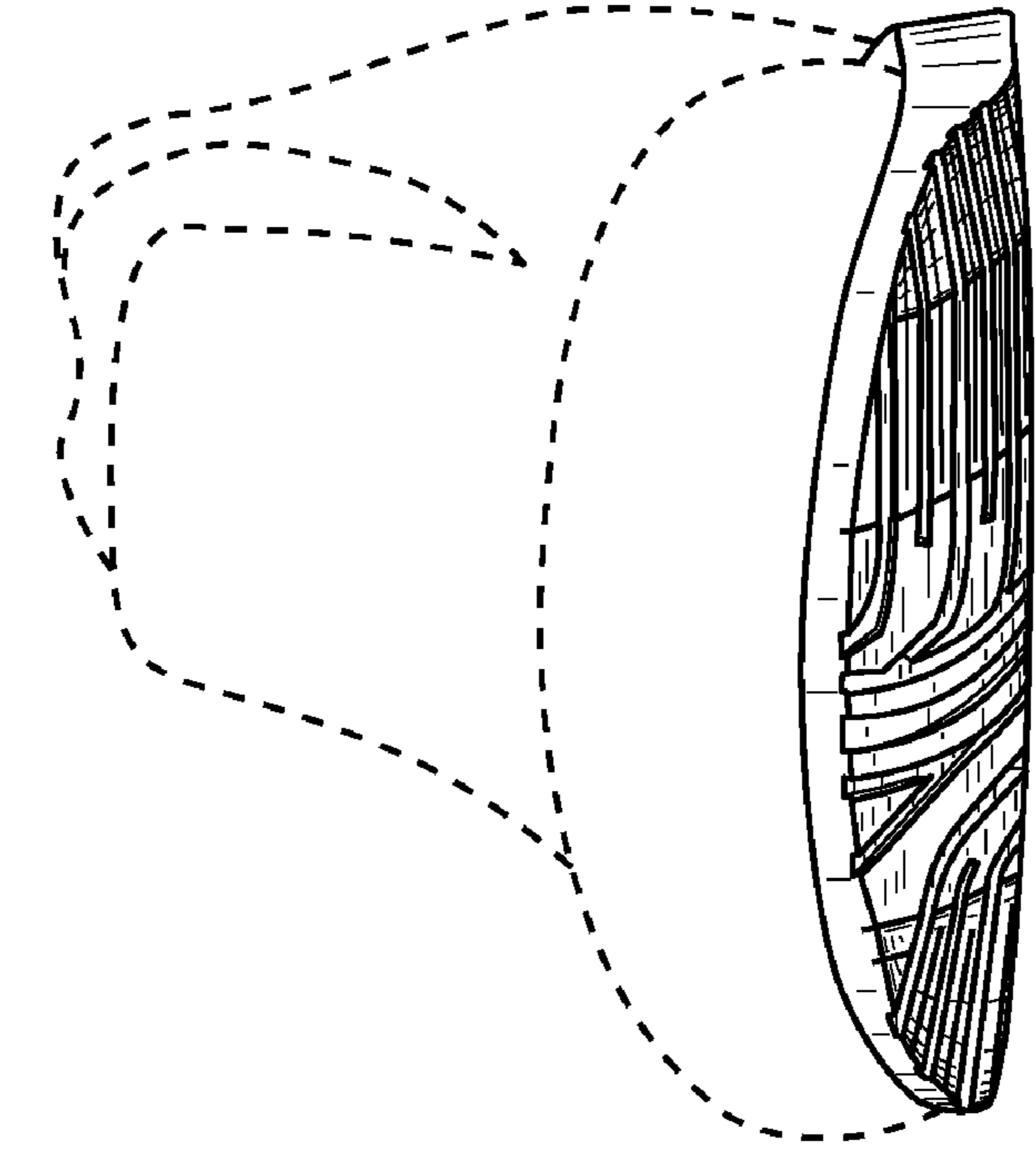


FIG. 6

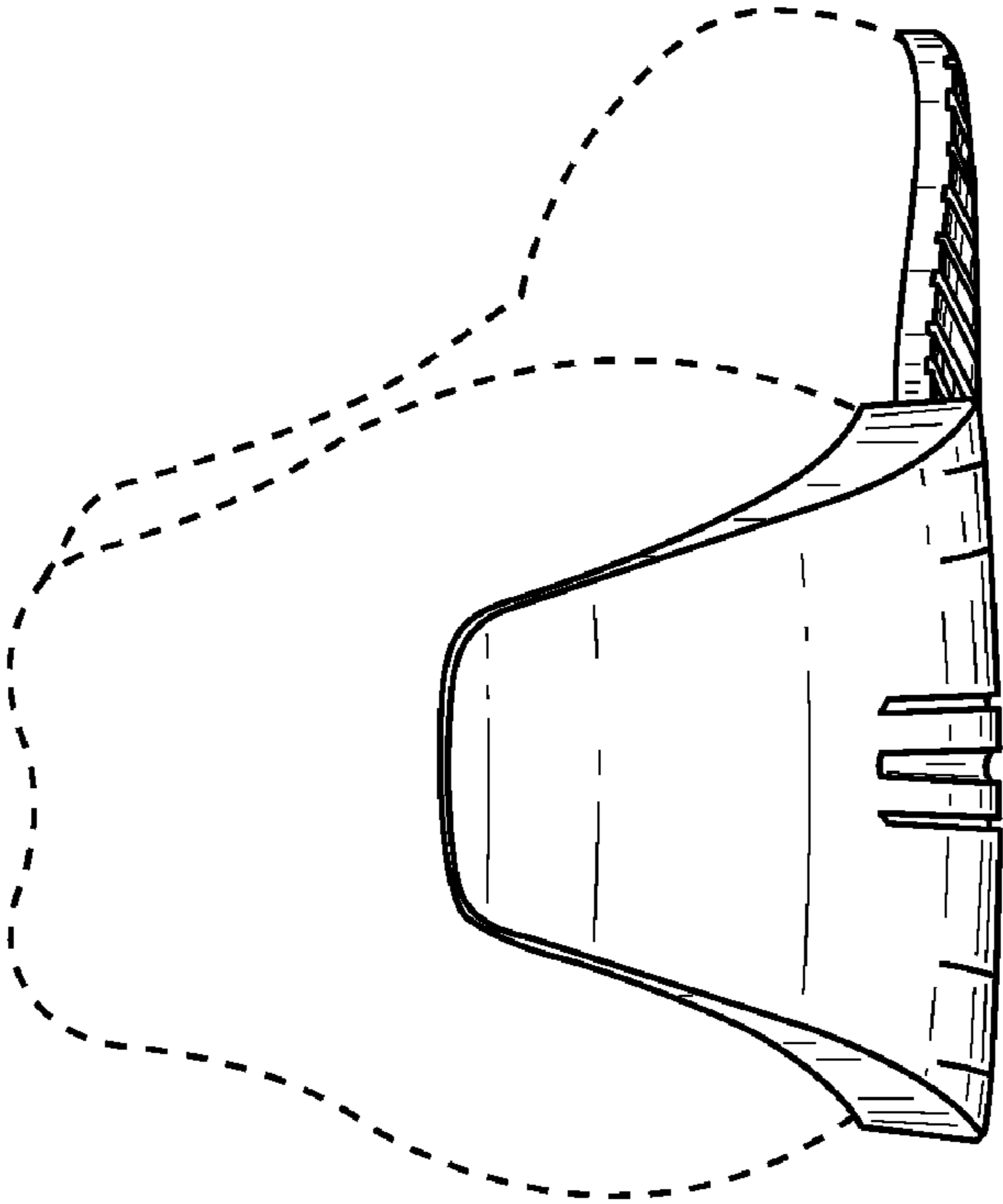


FIG. 5

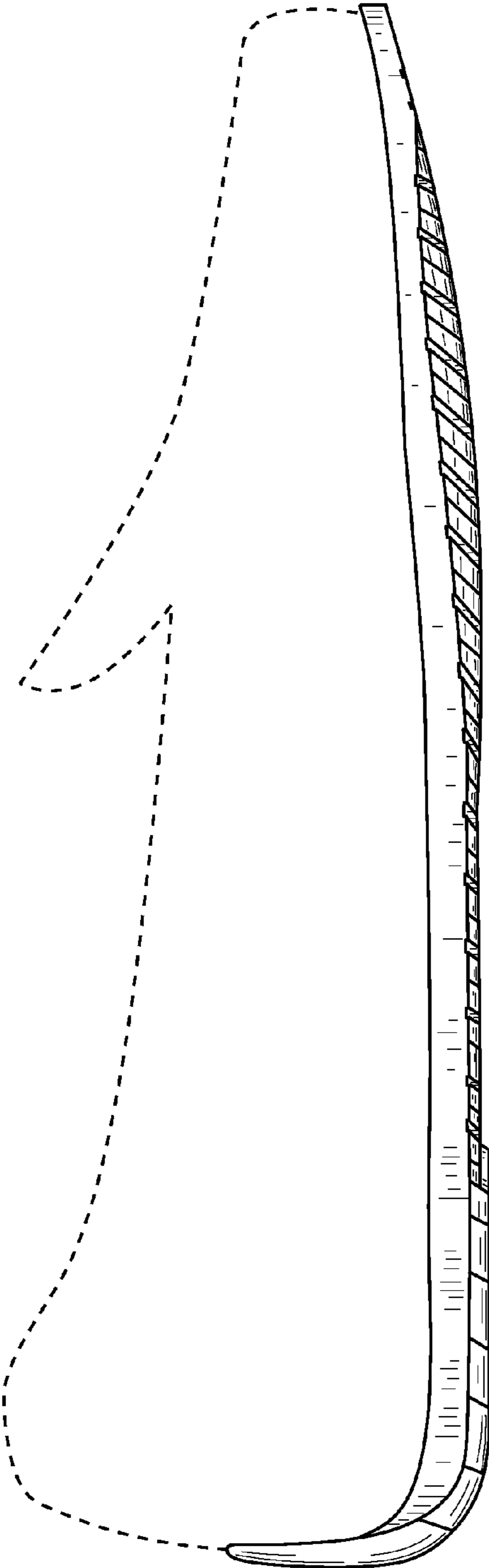


FIG. 7

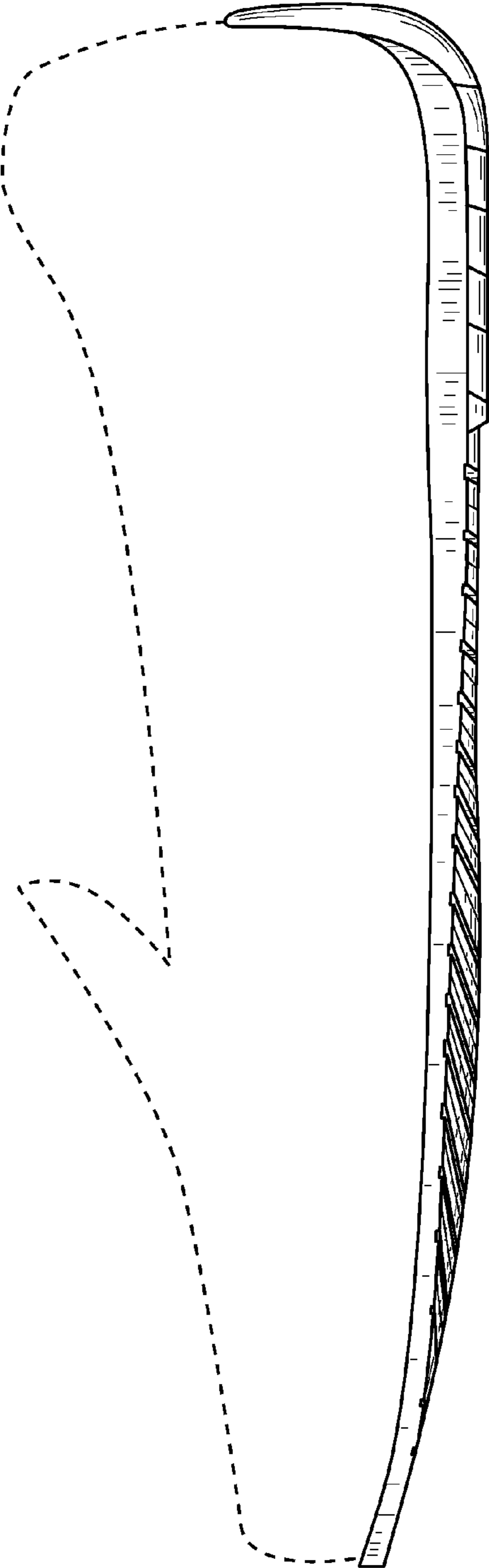


FIG. 8