



US00D639539S

(12) **United States Design Patent**  
**Lubart**

(10) **Patent No.:** **US D639,539 S**

(45) **Date of Patent:** **\*\* Jun. 14, 2011**

(54) **SHOE TREAD**

(75) Inventor: **Randy N. Lubart**, Palm Beach Gardens,  
FL (US)

(73) Assignee: **Shoes For Crews, LLC**, West Palm  
Beach, FL (US)

(\*\*) Term: **14 Years**

(21) Appl. No.: **29/376,033**

(22) Filed: **Sep. 30, 2010**

(51) **LOC (9) Cl.** ..... **02-04**

(52) **U.S. Cl.** ..... **D2/951; D2/957; D2/960**

(58) **Field of Classification Search** ..... D2/902,  
D2/906, 908, 916, 918, 925, 946, 947, 950-962,  
D2/977; 36/3 B, 22 R, 24.5, 25 R, 28, 32 R,  
36/34 R, 59 C, 67 A, 103; D6/583  
See application file for complete search history.

(56) **References Cited**

**U.S. PATENT DOCUMENTS**

D125,523	S	*	2/1941	Oakley	.....	D6/583
2,408,214	A	*	9/1946	Husted	.....	36/59 C
3,490,155	A	*	1/1970	Herunter	.....	36/103
D308,747	S	*	6/1990	Brinker	.....	D2/946
D308,905	S	*	7/1990	Brinker	.....	D2/959
D324,133	S	*	2/1992	Mitsui	.....	D2/953
D351,718	S	*	10/1994	Novy	.....	D2/959
D389,994	S	*	2/1998	Sessa	.....	D2/953
D402,095	S	*	12/1998	Cretinon	.....	D2/957
D410,966	S	*	6/1999	Cretinon	.....	D2/960
D414,023	S	*	9/1999	Cretinon et al.	.....	D2/957
D420,783	S	*	2/2000	Brady et al.	.....	D2/902
D428,688	S	*	8/2000	Egelja et al.	.....	D2/957
D431,894	S	*	10/2000	Begg et al.	.....	D2/957
D456,982	S	*	5/2002	Rogers	.....	D2/957
D475,183	S	*	6/2003	McClaskie	.....	D2/957
D476,470	S	*	7/2003	Matis et al.	.....	D2/960
D476,800	S	*	7/2003	Fuerst	.....	D2/957
D497,469	S	*	10/2004	Roulo	.....	D2/957

D501,708	S	*	2/2005	Andrews-Kramer	.....	D2/960
D504,205	S	*	4/2005	Andrews-Kramer	.....	D2/960
D550,940	S	*	9/2007	Edwards	.....	D2/960
D554,840	S	*	11/2007	McClaskie	.....	D2/960
7,322,131	B2	*	1/2008	Yamashita et al.	.....	36/59 R
D569,595	S	*	5/2008	Le	.....	D2/960
D586,993	S	*	2/2009	Banik et al.	.....	D2/959
D592,848	S	*	5/2009	Morgan	.....	D2/957
D597,735	S	*	8/2009	Norton	.....	D2/957
D611,691	S	*	3/2010	Lubart	.....	D2/947
D619,346	S	*	7/2010	Moon	.....	D2/957
D622,041	S	*	8/2010	Richard	.....	D2/953
2009/0188132	A1	*	7/2009	Fujikawa et al.	.....	36/103
2010/0281711	A1	*	11/2010	Vestuti et al.	.....	36/28

\* cited by examiner

*Primary Examiner* — T. Chase Nelson

(74) *Attorney, Agent, or Firm* — McHale & Slavin, P.A.

(57) **CLAIM**

The ornamental design for a shoe tread, as shown and described.

**DESCRIPTION**

FIG. 1 is a top rear perspective view of the shoe tread of the instant invention;

FIG. 2 is a top front perspective view thereof;

FIG. 3 is a top view thereof;

FIG. 4 is a rear view thereof;

FIG. 5 is a front view thereof;

FIG. 6 is a right side view thereof;

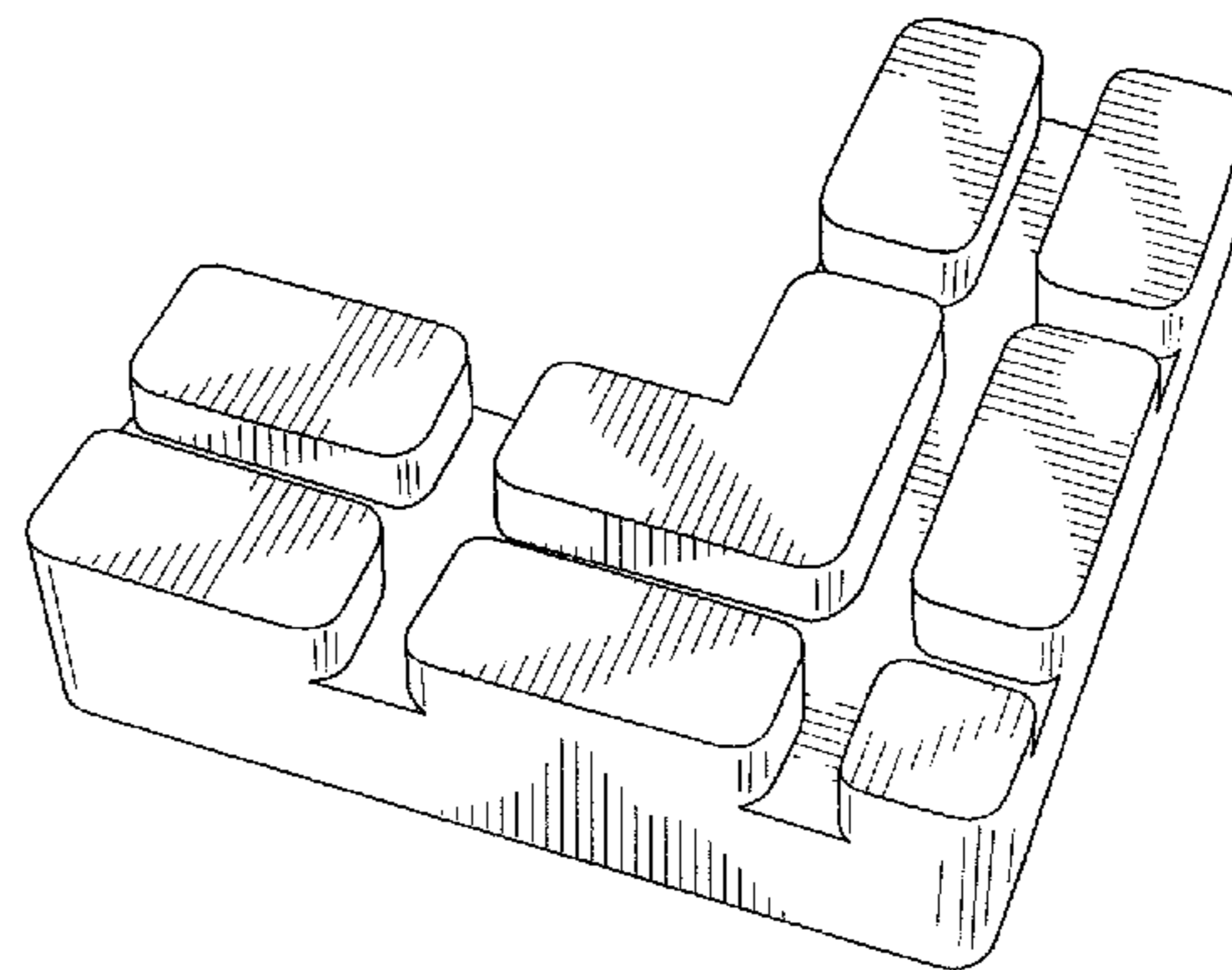
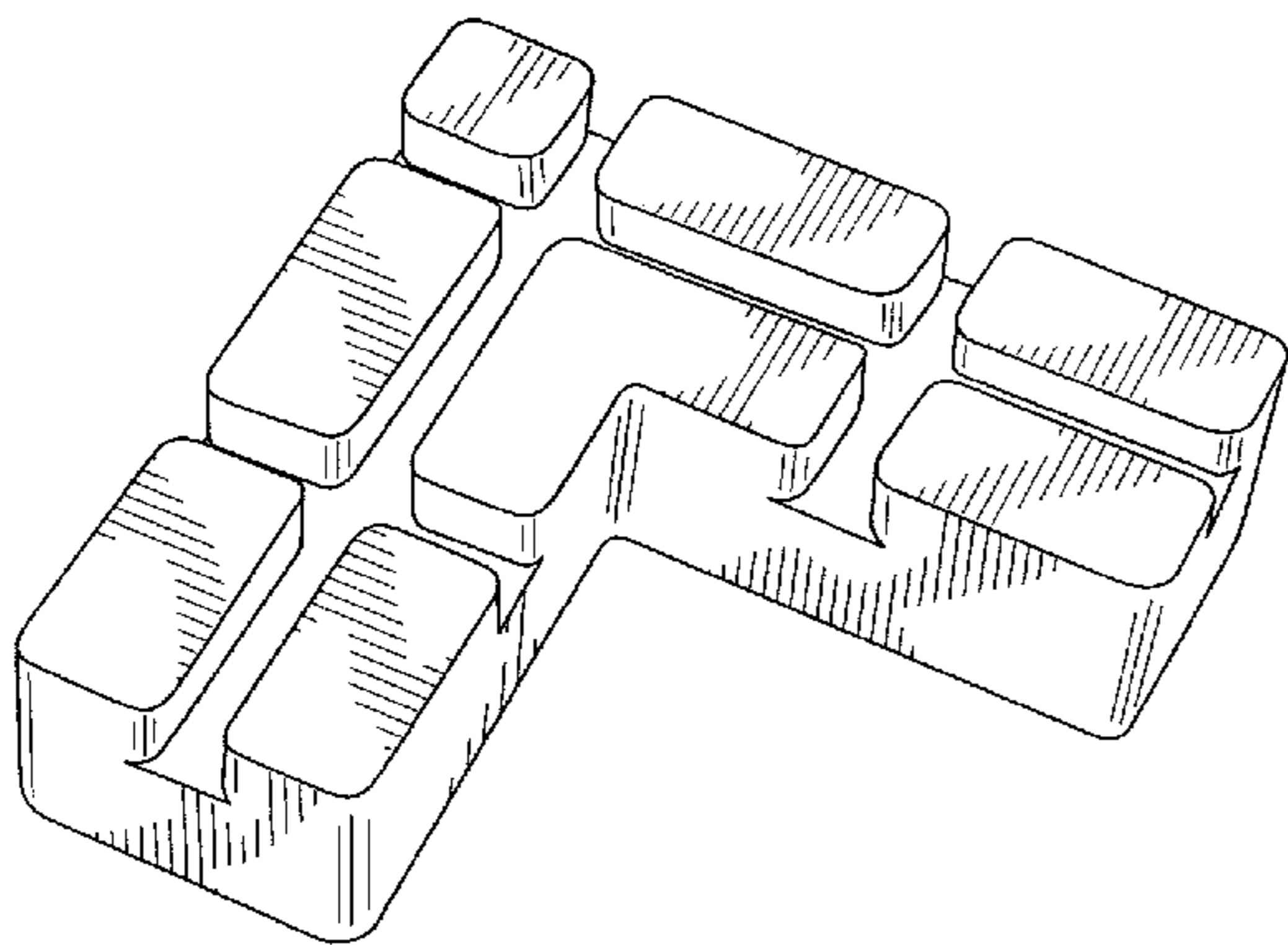
FIG. 7 is a left side view thereof;

FIG. 8 is a top environmental view thereof illustrating the shoe tread in combination with a shoe outsole; and,

FIG. 9 is a perspective environmental view thereof illustrating the shoe tread in combination with a shoe outsole.

The portions of the figures illustrated in broken lines are for illustrative purposes only and form no part of the claimed design.

**1 Claim, 5 Drawing Sheets**



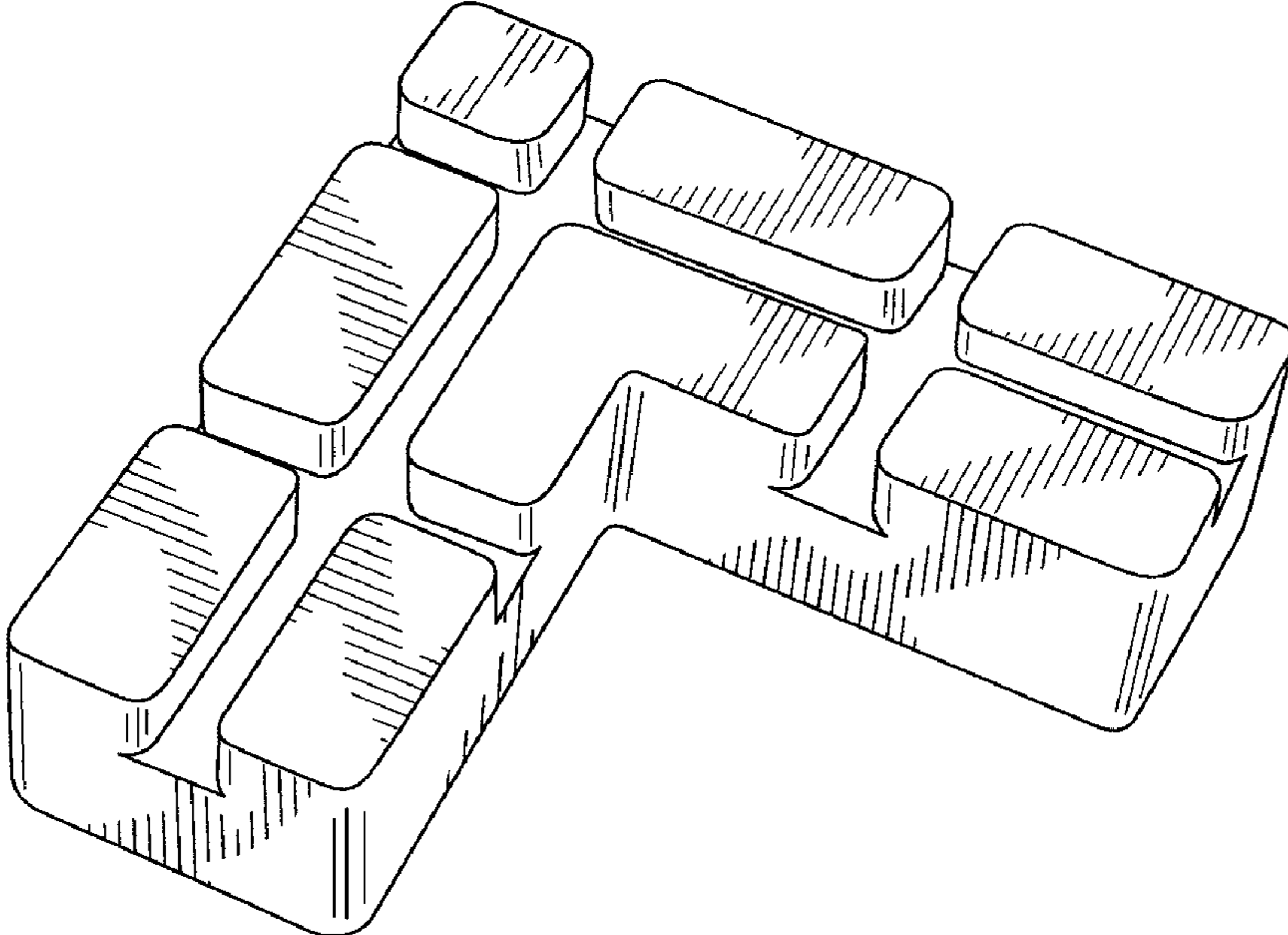


FIG. 1

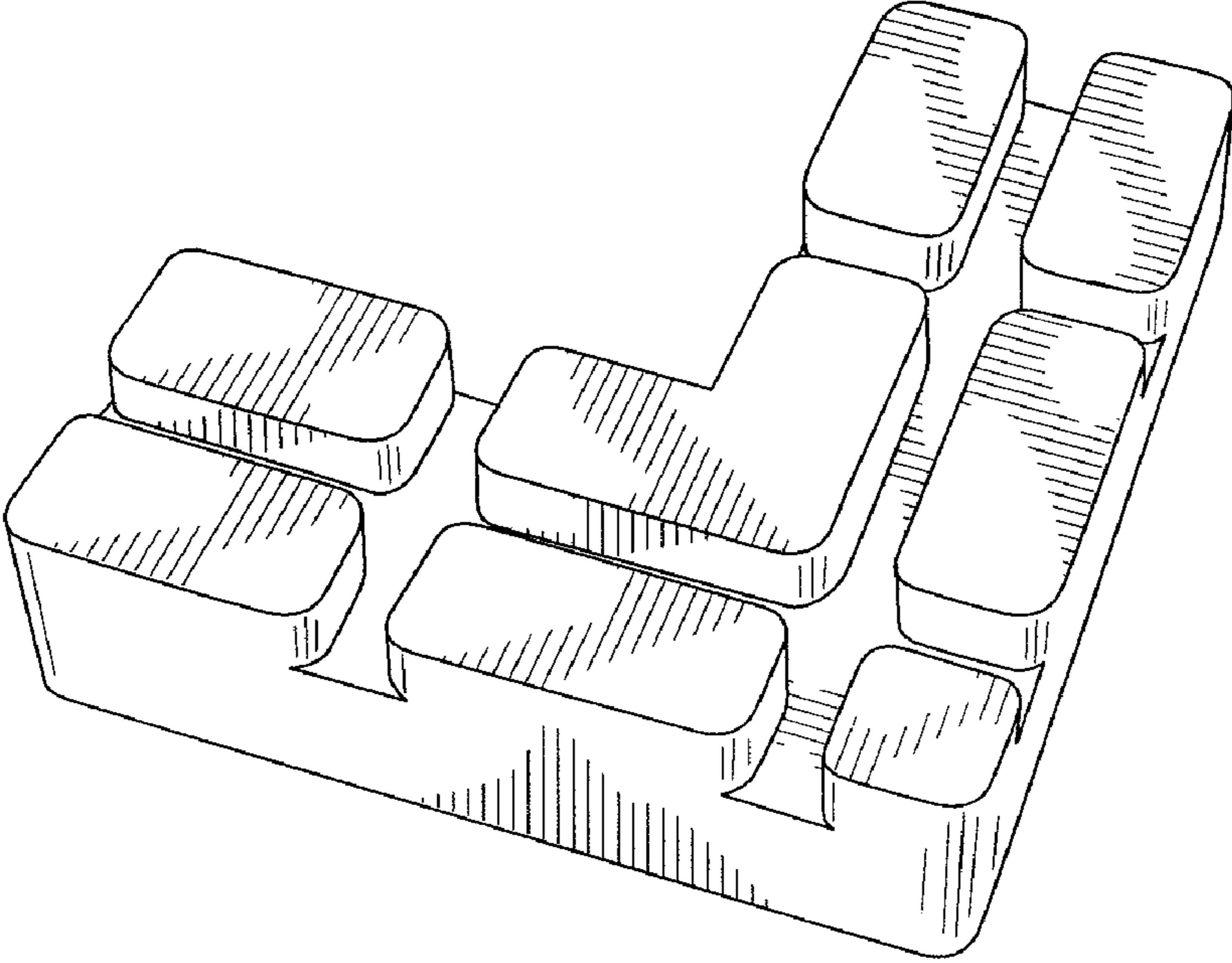
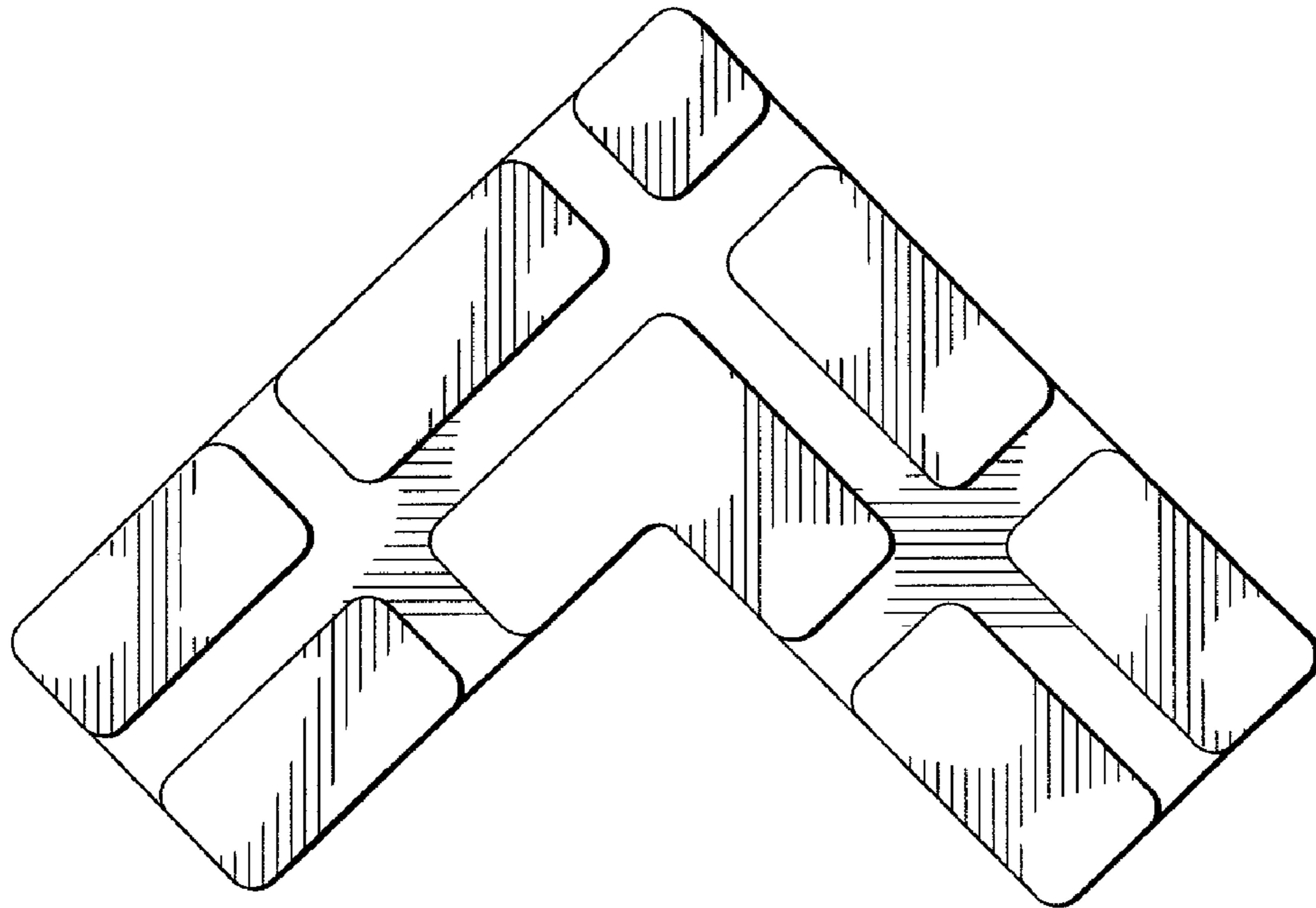
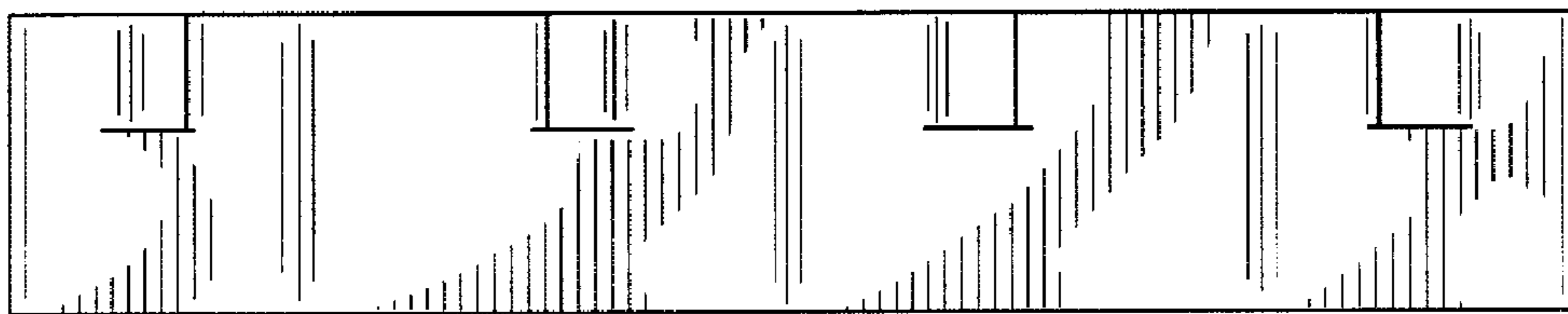


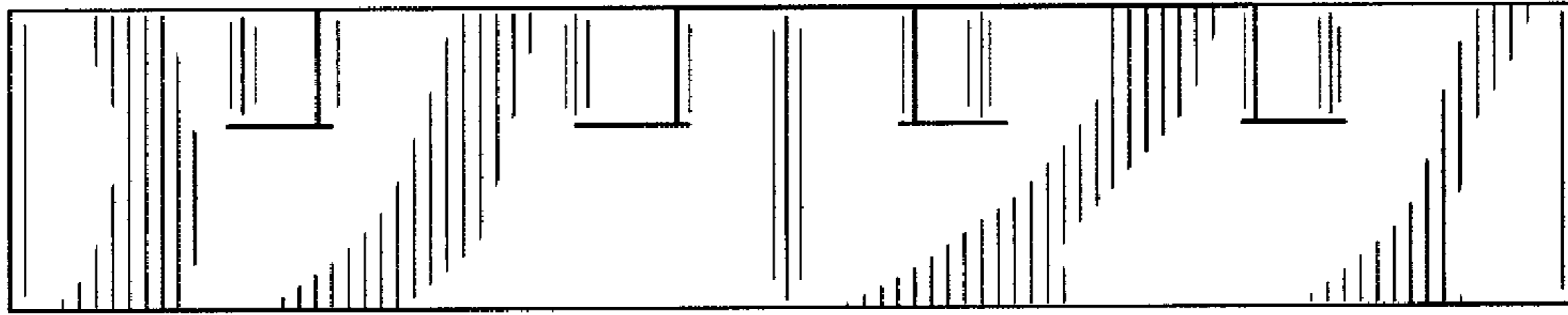
FIG. 2



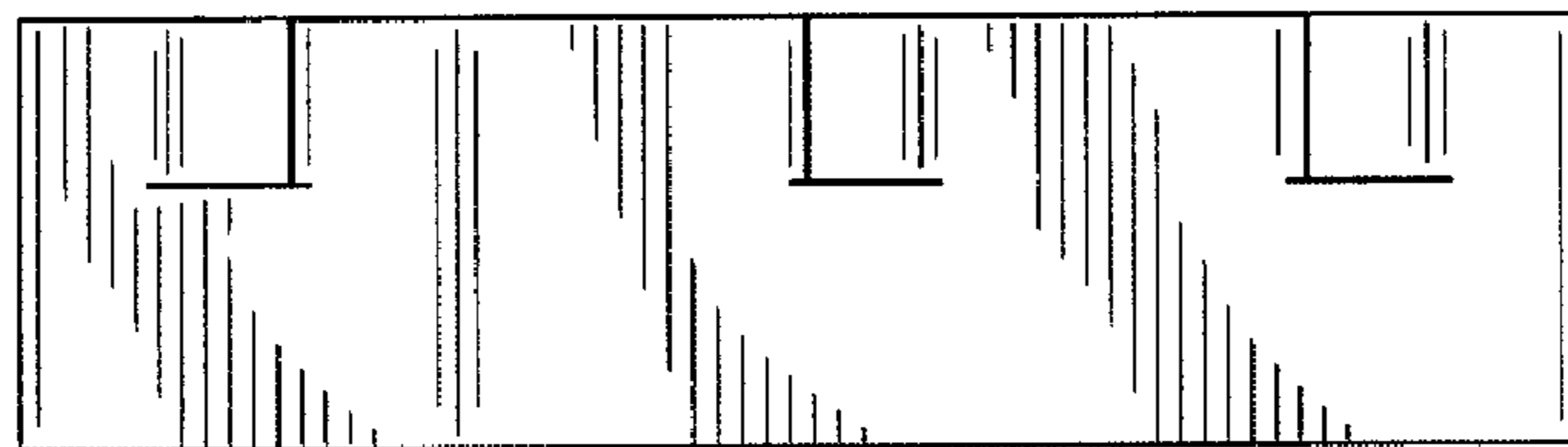
**FIG. 3**



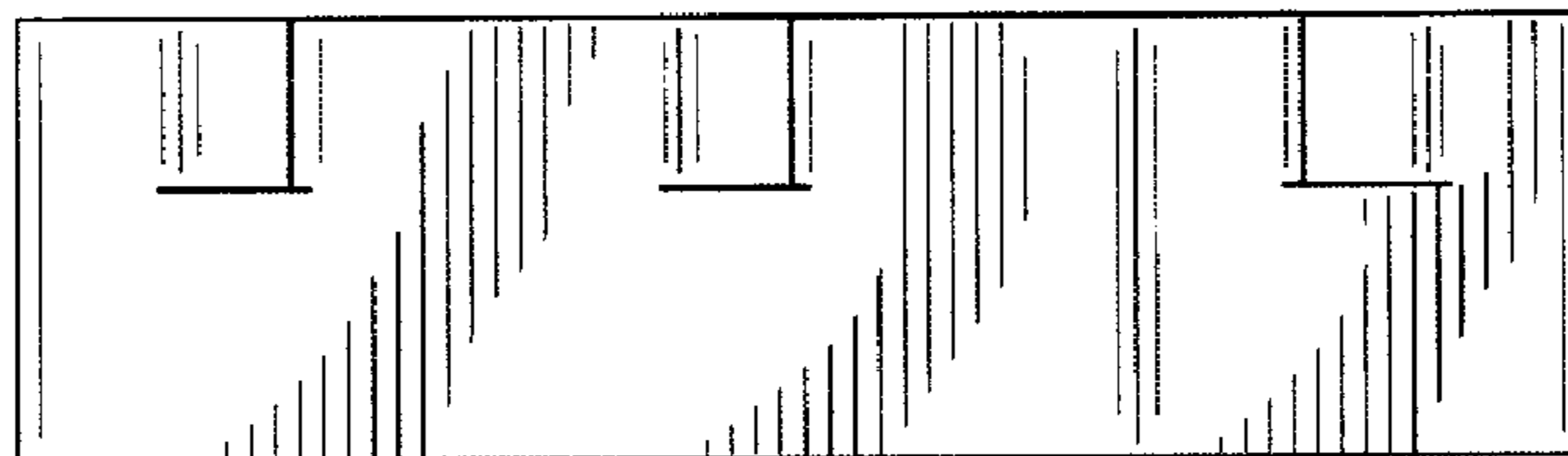
**FIG. 4**



**FIG. 5**



**FIG. 6**



**FIG. 7**



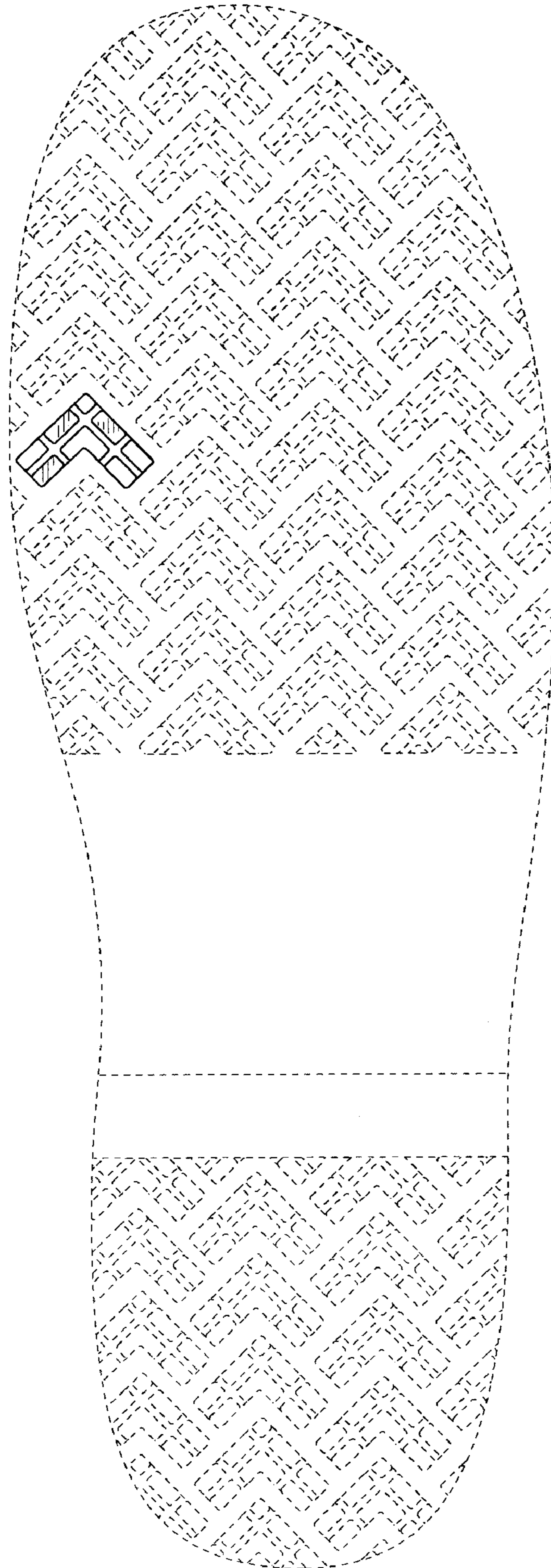


FIG. 8

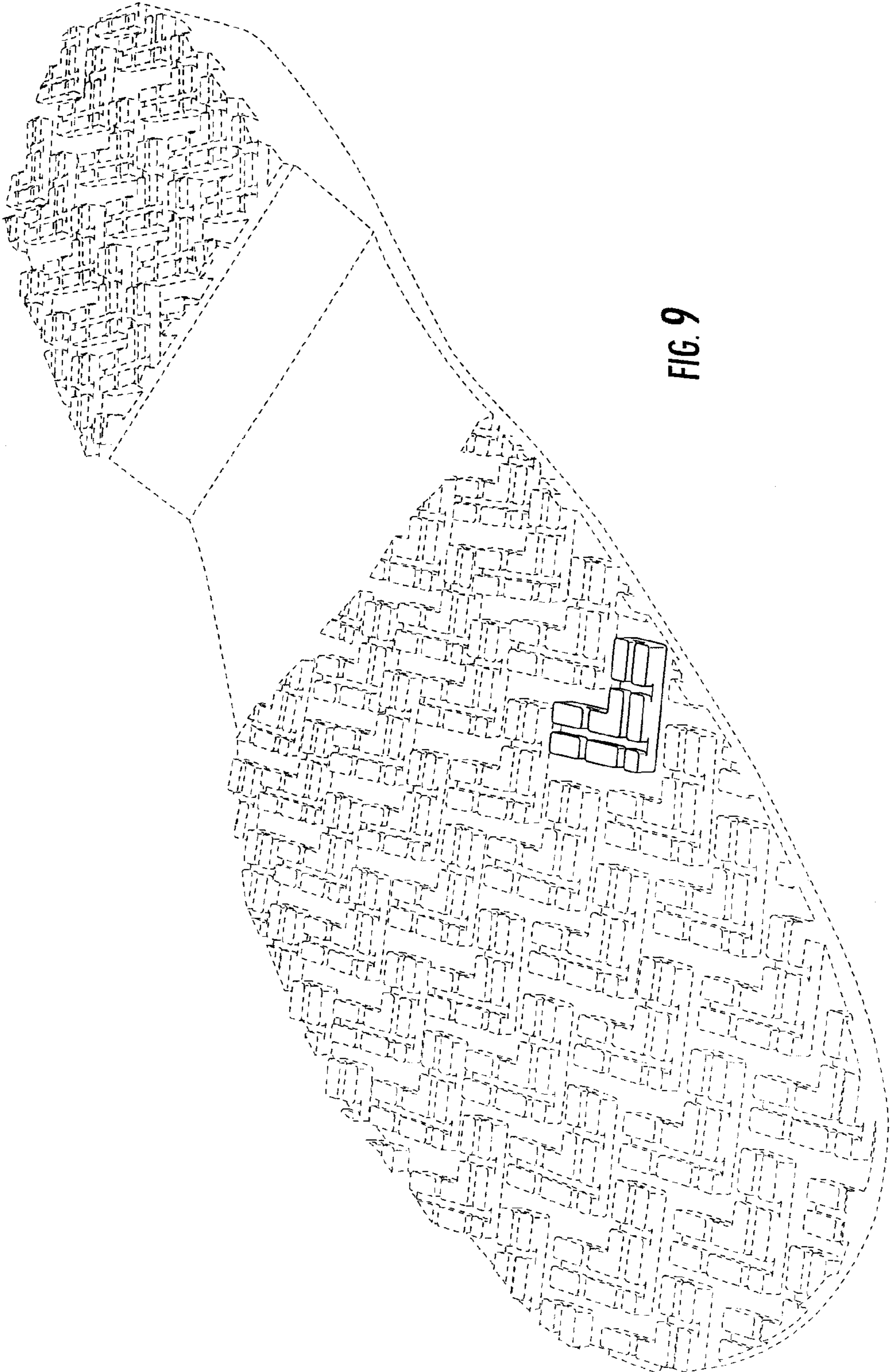


FIG. 9