



US00D639526S

(12) **United States Design Patent**  
**Allen et al.**

(10) **Patent No.:** **US D639,526 S**

(45) **Date of Patent:** **\*\* Jun. 14, 2011**

(54) **CEREAL PIECE**

(75) Inventors: **Patrick E. Allen**, Monticello, MN (US);  
**Gregory Flickinger**, Matthews, NC  
(US)

(73) Assignee: **General Mills IP Holdings II, LLC**,  
Minneapolis, MN (US)

(\*\*) Term: **14 Years**

(21) Appl. No.: **29/355,408**

(22) Filed: **Feb. 8, 2010**

(51) **LOC (9) Cl.** ..... **01-01**

(52) **U.S. Cl.** ..... **D1/125**

(58) **Field of Classification Search** ..... D1/101-199;  
426/94-95, 89, 128, 138-139, 144, 293,  
426/383, 438-439, 445-446, 449-450, 458-460,  
426/462-463, 496, 502-504, 512, 516, 543,  
426/549-550, 556, 618-621, 625, 629, 805,  
426/808, 96, 104

See application file for complete search history.

(56) **References Cited**

**U.S. PATENT DOCUMENTS**

D25,934 S \* 8/1896 Kolb ..... D1/121  
754,329 A \* 3/1904 Milliken ..... 5/722  
1,812,769 A \* 6/1931 Binger ..... 426/27  
2,134,026 A \* 10/1938 Brooks ..... 426/275  
D116,174 S \* 8/1939 Trabold ..... D1/199

2,171,196 A \* 8/1939 Trabold ..... 452/46  
D226,595 S \* 4/1973 Caunes ..... D1/121  
D228,827 S \* 10/1973 Cammelot ..... D1/199  
D254,396 S \* 3/1980 Carlson ..... D1/199  
D266,030 S \* 9/1982 Madonia ..... D1/121  
D309,520 S \* 7/1990 Thomassen et al. .... D1/121  
D404,887 S \* 2/1999 Prins ..... D1/129  
D411,111 S \* 6/1999 Rodriguez et al. .... D1/125  
D415,646 S \* 10/1999 Futagami ..... D6/604  
D431,891 S \* 10/2000 Zhang et al. .... D1/121  
D469,238 S \* 1/2003 Bedi et al. .... D1/121  
D589,232 S \* 3/2009 Lehtinen ..... D1/128

\* cited by examiner

*Primary Examiner* — Cathron Brooks

*Assistant Examiner* — Barbara Fox

(74) *Attorney, Agent, or Firm* — John A. O'Toole

(57) **CLAIM**

We claim the ornamental design for cereal piece, as shown.

**DESCRIPTION**

FIG. 1 is a perspective view of a cereal piece, according to the present invention;

FIG. 2 is a top plan view of the cereal piece of FIG. 1;

FIG. 3 is a bottom plan view of the cereal piece of FIG. 1;

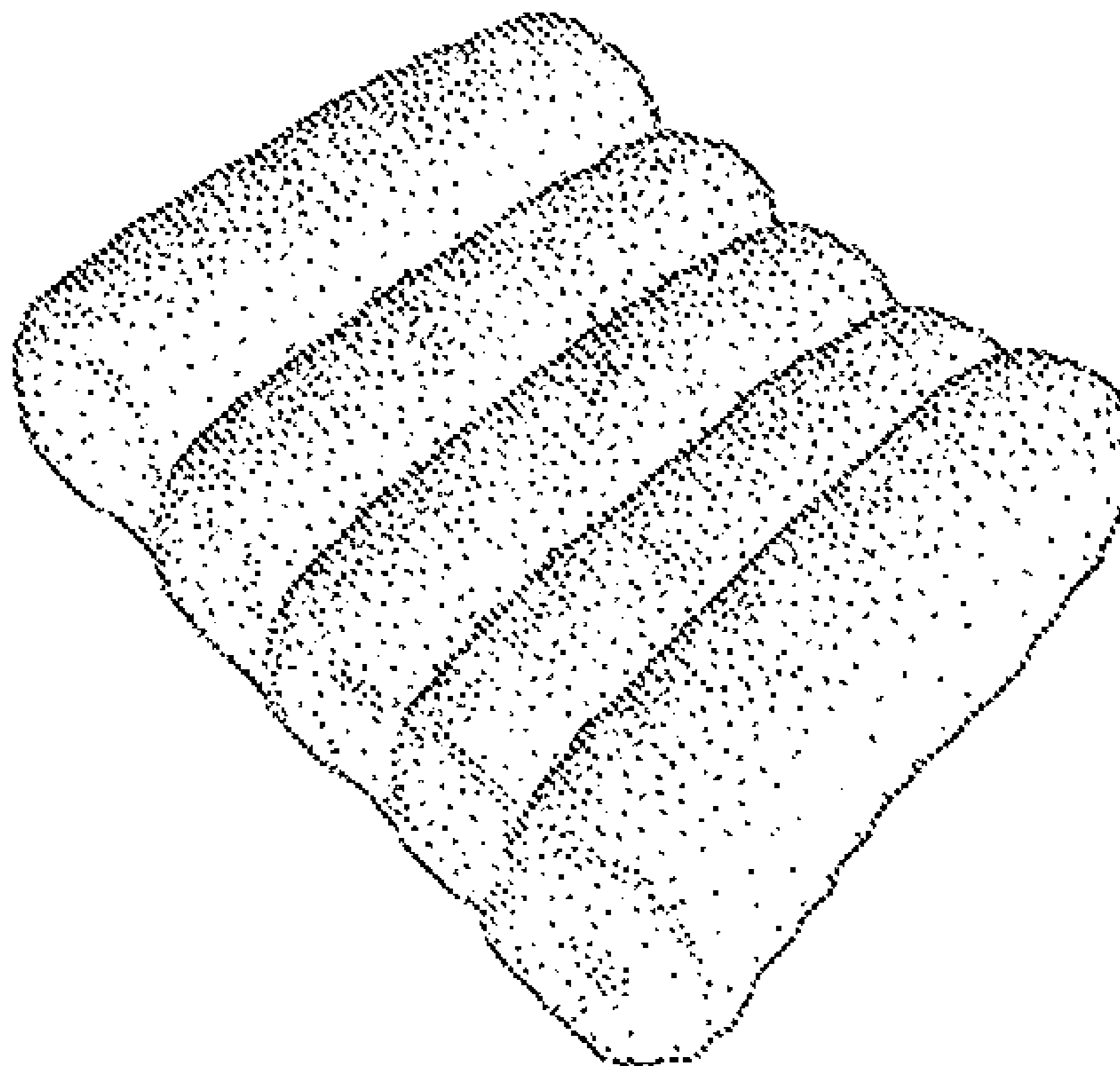
FIG. 4 is a right side view of the cereal piece of FIG. 1;

FIG. 5 is a left side view of the cereal piece of FIG. 1;

FIG. 6 is a front end view of the cereal piece of FIG. 1; and,

FIG. 7 is a rear end view of the cereal piece of FIG. 1.

**1 Claim, 1 Drawing Sheet**



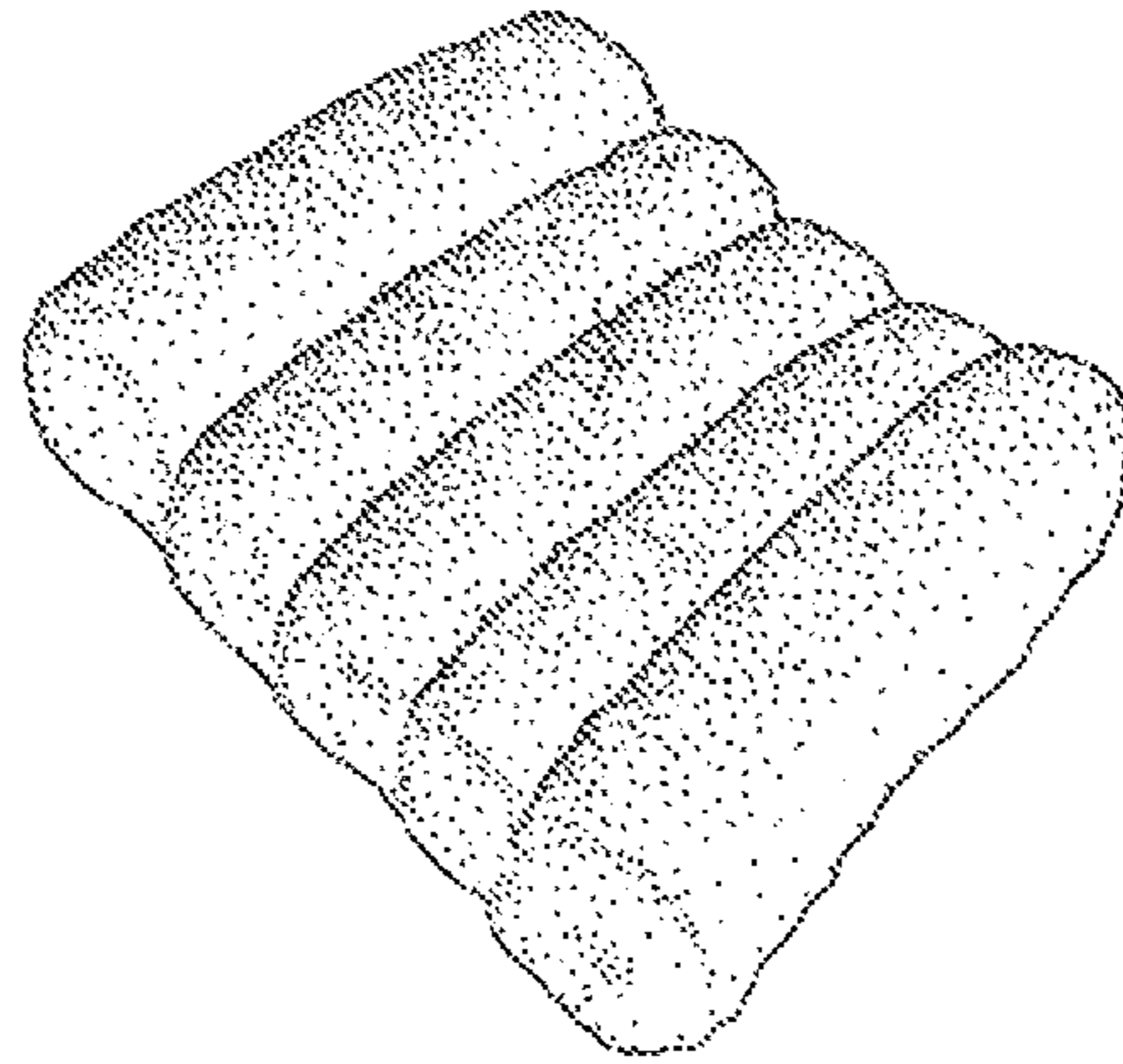


FIG. 1

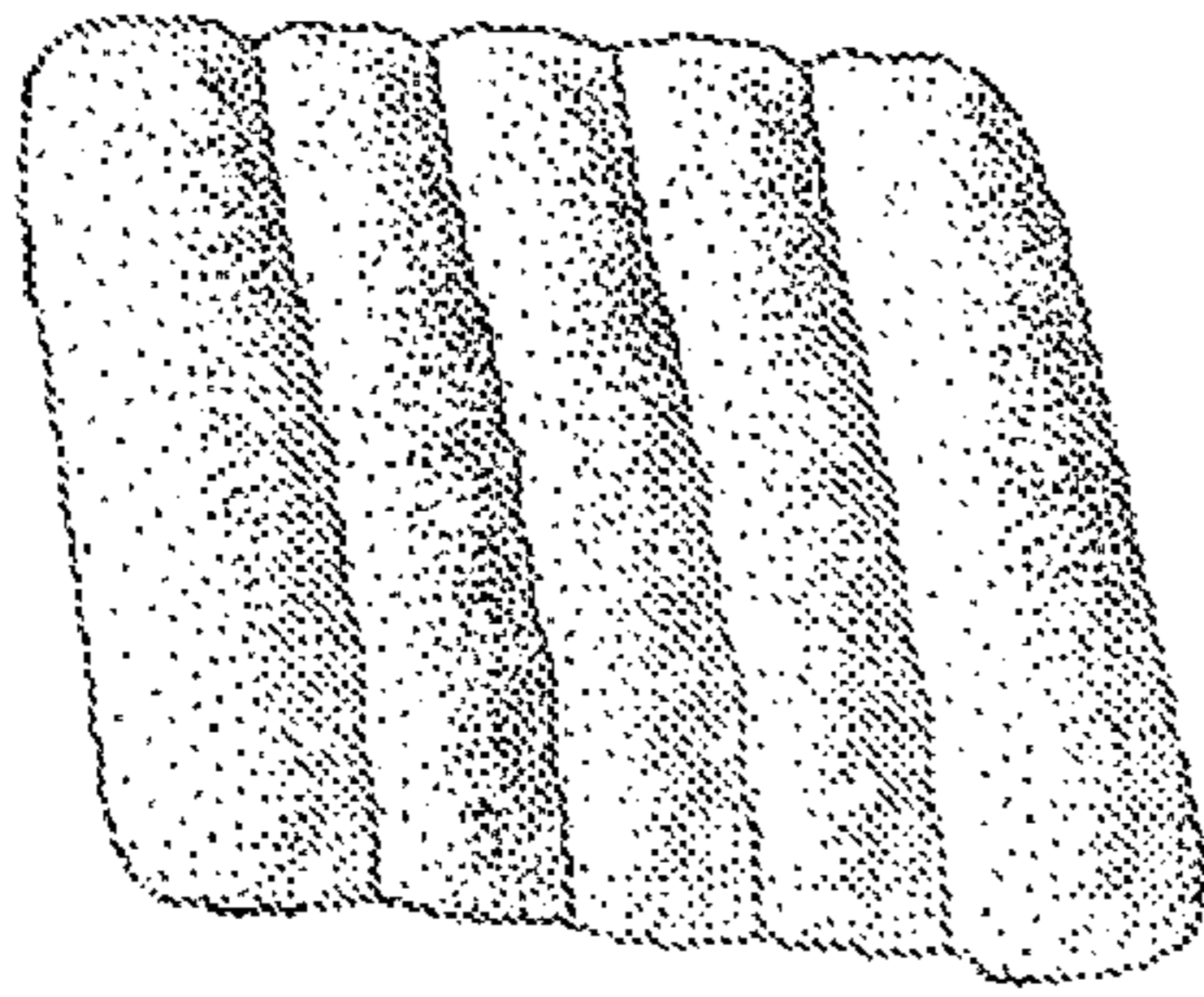


FIG. 2

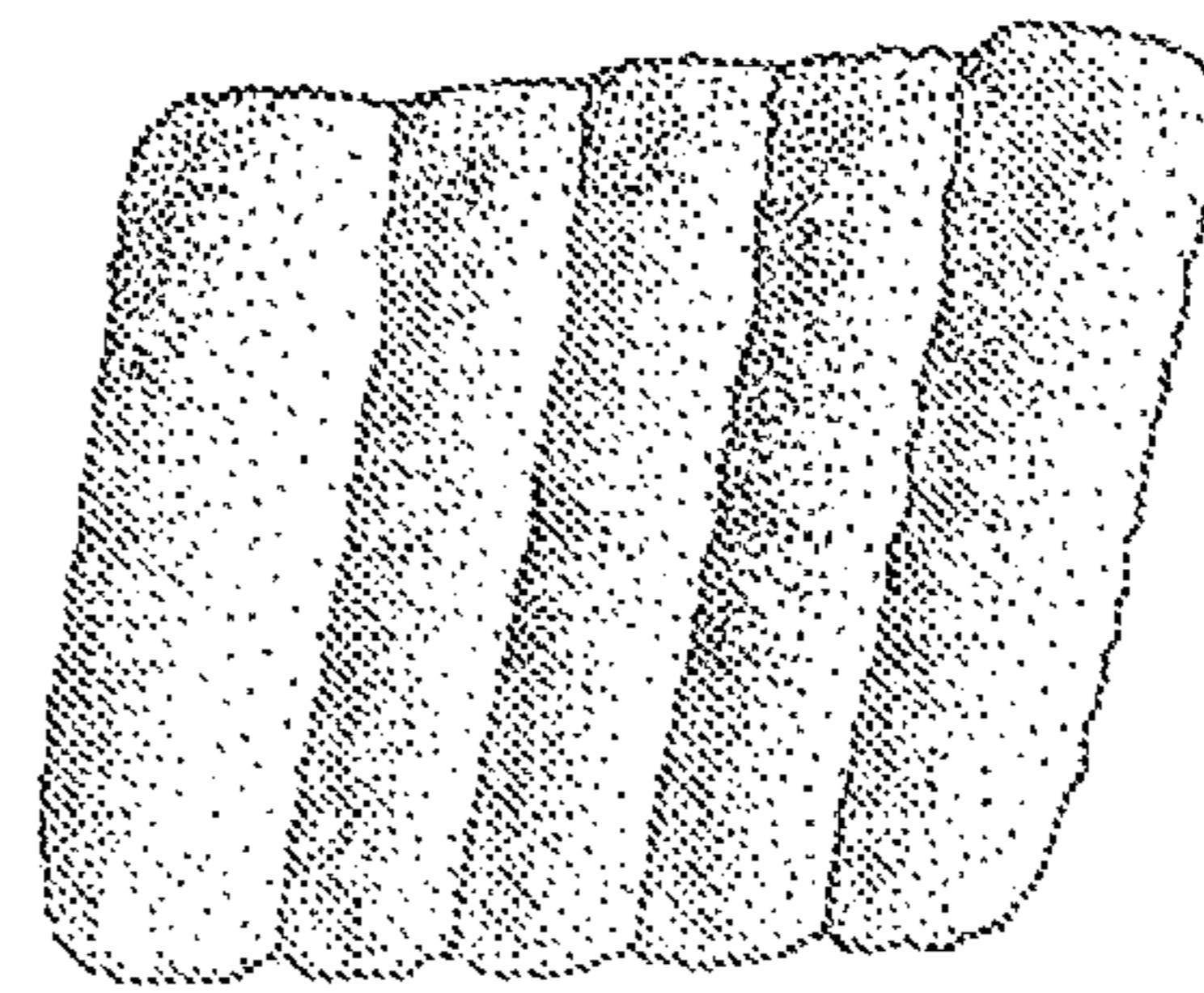


FIG. 3



FIG. 4



FIG. 5



FIG. 6




FIG. 7