



US00D639523S

(12) **United States Design Patent**  
**Smith**

(10) **Patent No.:** **US D639,523 S**

(45) **Date of Patent:** **\*\* Jun. 7, 2011**

(54) **MATTRESS MOVER**

(76) Inventor: **Ernest C. Smith**, Andover, MN (US)

(\*\*) Term: **14 Years**

(21) Appl. No.: **29/368,302**

(22) Filed: **Aug. 21, 2010**

(51) **LOC (9) Cl.** ..... **12-05**

(52) **U.S. Cl.** ..... **D34/28**

(58) **Field of Classification Search** ..... D34/28;  
D8/1, 4, 15, 51, 52; 294/152, 157, 153, 156,  
294/149; 254/131; 5/510; 280/6.151

See application file for complete search history.

(56) **References Cited**

U.S. PATENT DOCUMENTS

1,689,960	A *	10/1928	Nelson	.....	294/148
2,399,786	A *	5/1946	Caton	.....	294/153
2,876,020	A *	3/1959	Murchie	.....	5/510
D208,537	S *	9/1967	Nyssen	.....	D34/23
3,693,994	A *	9/1972	Wilson	.....	280/651
3,770,152	A *	11/1973	Niemuth	.....	414/448
D239,094	S *	3/1976	Duffy	.....	D34/23
D323,730	S *	2/1992	Burney	.....	D34/28
D340,337	S *	10/1993	Beasley	.....	D34/23
D377,700	S *	1/1997	Butler	.....	D34/28

5,833,292	A *	11/1998	Lyons, Jr.	.....	294/152
5,863,056	A *	1/1999	Hostetter	.....	280/47.371
D550,425	S *	9/2007	York	.....	D34/28
2008/0235871	A1 *	10/2008	York	.....	5/510

\* cited by examiner

*Primary Examiner* — Cynthia Ramirez

(74) *Attorney, Agent, or Firm* — David A. Lingbeck

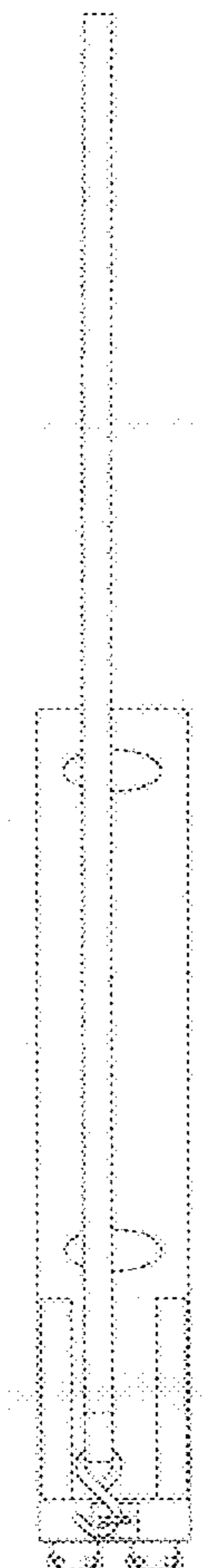
(57) **CLAIM**

The ornamental design for a mattress mover, as shown and described.

**DESCRIPTION**

FIG. 1 is a front elevational view of a mattress mover showing my new design and showing a front side and end thereof; FIG. 2 is a top perspective view of the mattress mover showing a top and a front thereof; FIG. 3 is a back elevational view of the mattress mover; FIG. 4 is a left side elevational view of the mattress mover; FIG. 5 is a top planar view of the mattress mover; FIG. 6 is a bottom planar view of the mattress mover; and, FIG. 7 is a right side elevational view of the mattress mover. A mattress is shown in broken lines in FIGS. 5 & 6 for illustrative purposes and forms no part of the claimed design.

**1 Claim, 5 Drawing Sheets**






FIG. 1

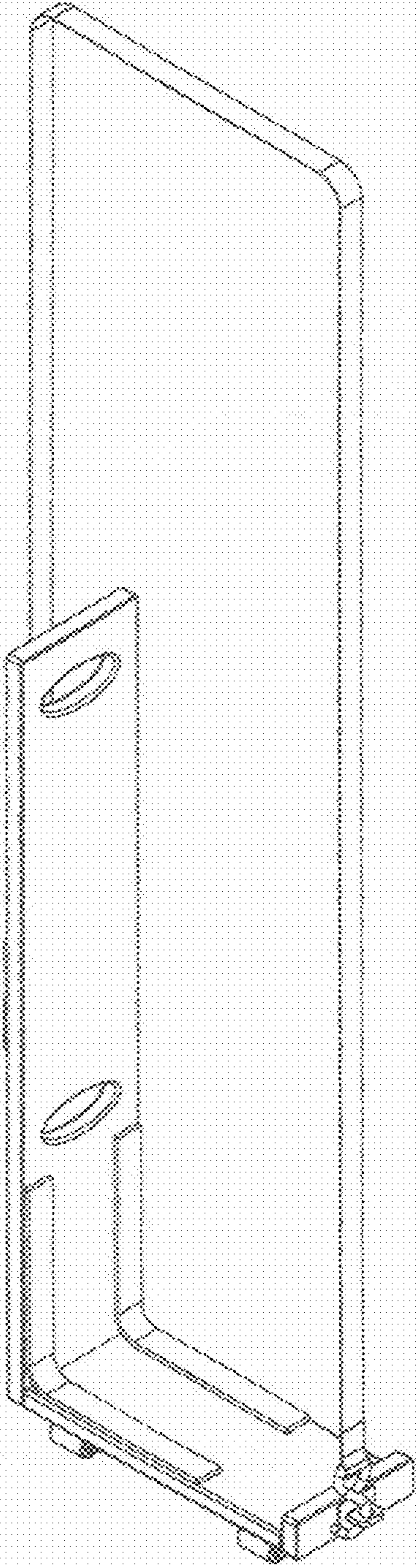


FIG. 2




FIG. 3




FIG. 4

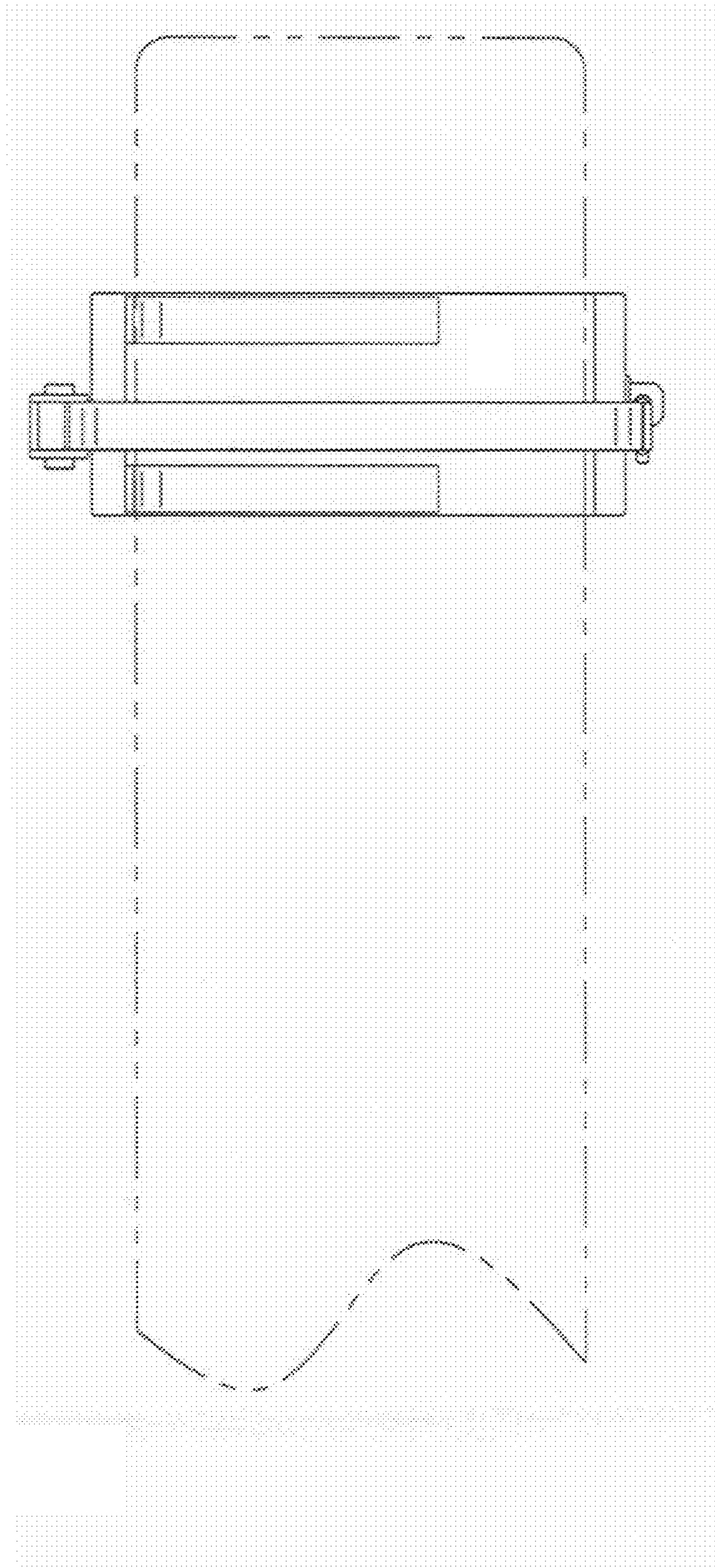


FIG. 5

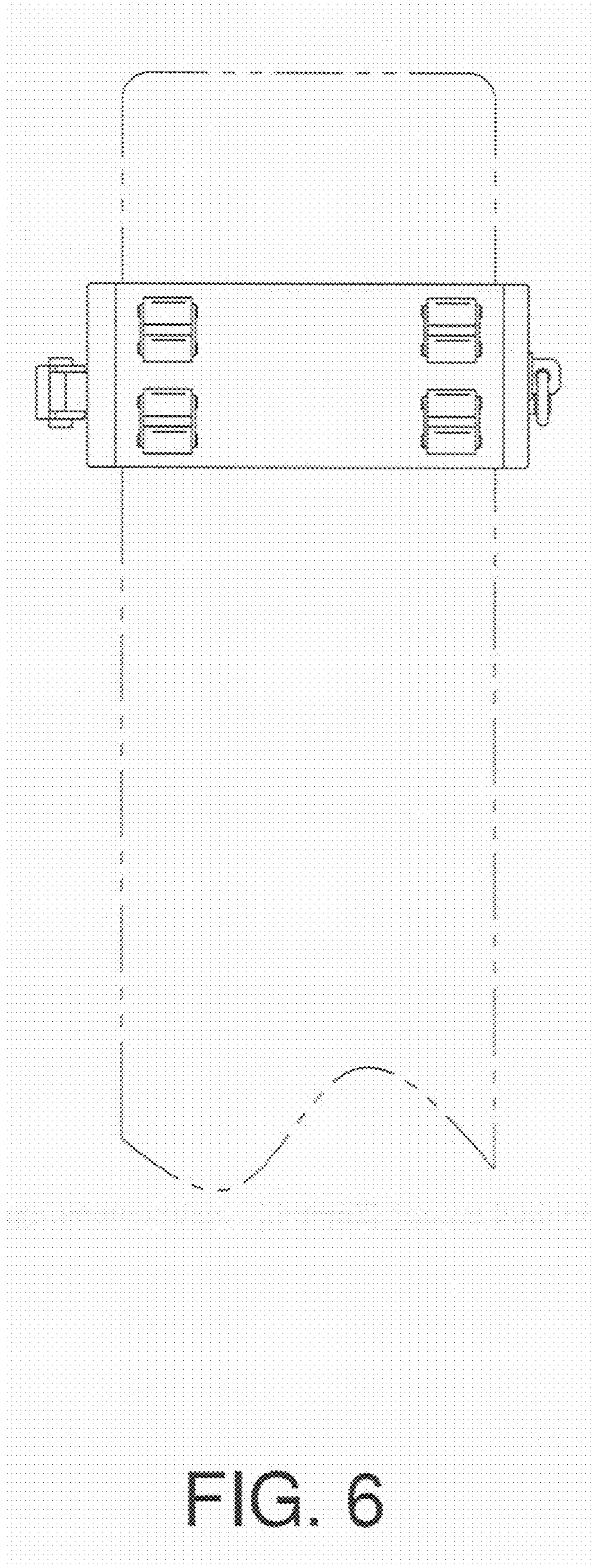


FIG. 6

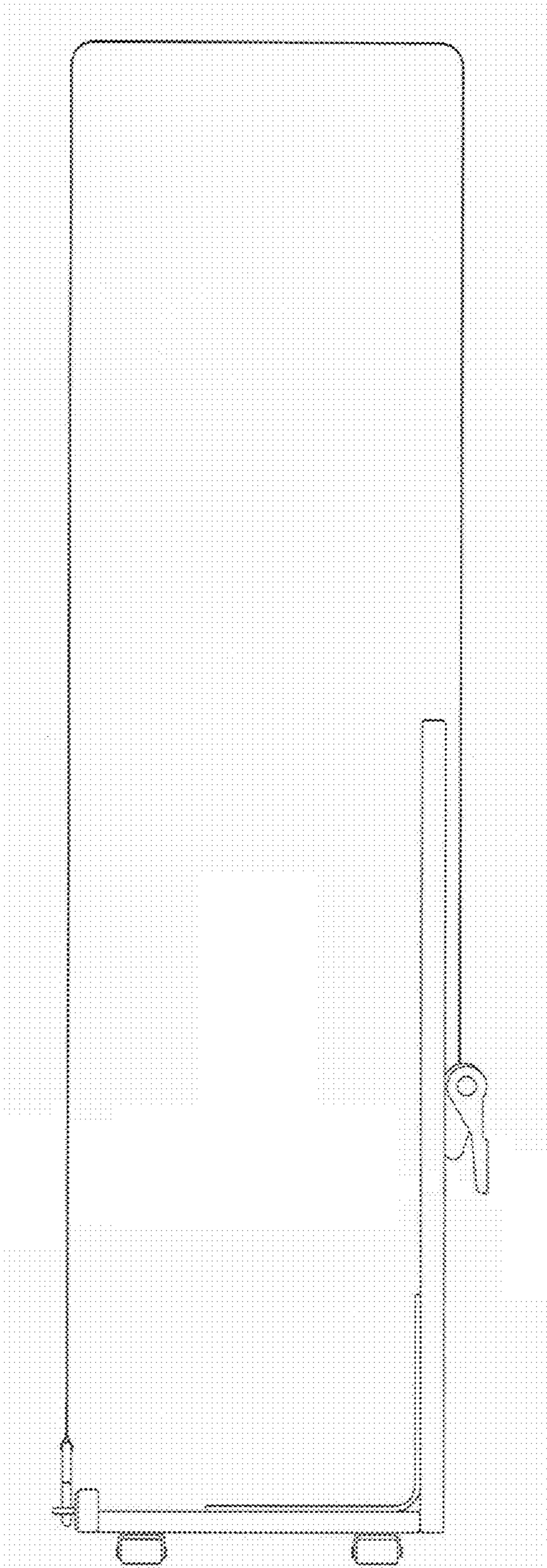


FIG. 7