



US00D639520S

(12) **United States Design Patent**
Lin

(10) **Patent No.:** **US D639,520 S**

(45) **Date of Patent:** **** Jun. 7, 2011**

(54) **INDUCTION TRASH CAN**

Primary Examiner — Cynthia E Ramirez

(76) **Inventor:** **Cuiwen Lin**, FuJian (CN)

(74) *Attorney, Agent, or Firm* — Raymond Y. Chan; David and Raymond Patent Firm

(**) **Term:** **14 Years**

(21) **Appl. No.:** **29/349,329**

(57) **CLAIM**

(22) **Filed:** **Mar. 24, 2010**

The ornamental design for an induction trash can, as shown and described.

(51) **LOC (9) Cl.** **09-09**

(52) **U.S. Cl.** **D34/7**

(58) **Field of Classification Search** D34/1-11;
220/928-913

DESCRIPTION

See application file for complete search history.

(56) **References Cited**


FIG. 1 is a perspective view of an induction trash can showing my new design;
FIG. 2 is a front view thereof;
FIG. 3 is a rear view thereof;
FIG. 4 is a left hand view thereof;
FIG. 5 is a right hand view thereof;
FIG. 6 is a top view thereof; and,
FIG. 7 is a perspective view showing the trash can in an open position.

U.S. PATENT DOCUMENTS

4,972,966	A *	11/1990	Craft, Jr.	220/264
D377,554	S *	1/1997	Adriaansen	D34/7
D518,266	S *	3/2006	Yang et al.	D34/9
D539,498	S *	3/2007	Yang et al.	D34/9
D552,824	S *	10/2007	Zimmerman	D34/7
D611,216	S *	3/2010	Yang et al.	D34/7

* cited by examiner

1 Claim, 4 Drawing Sheets






FIG. 1




FIG. 7




FIG. 2




FIG. 3




FIG. 4




FIG. 5

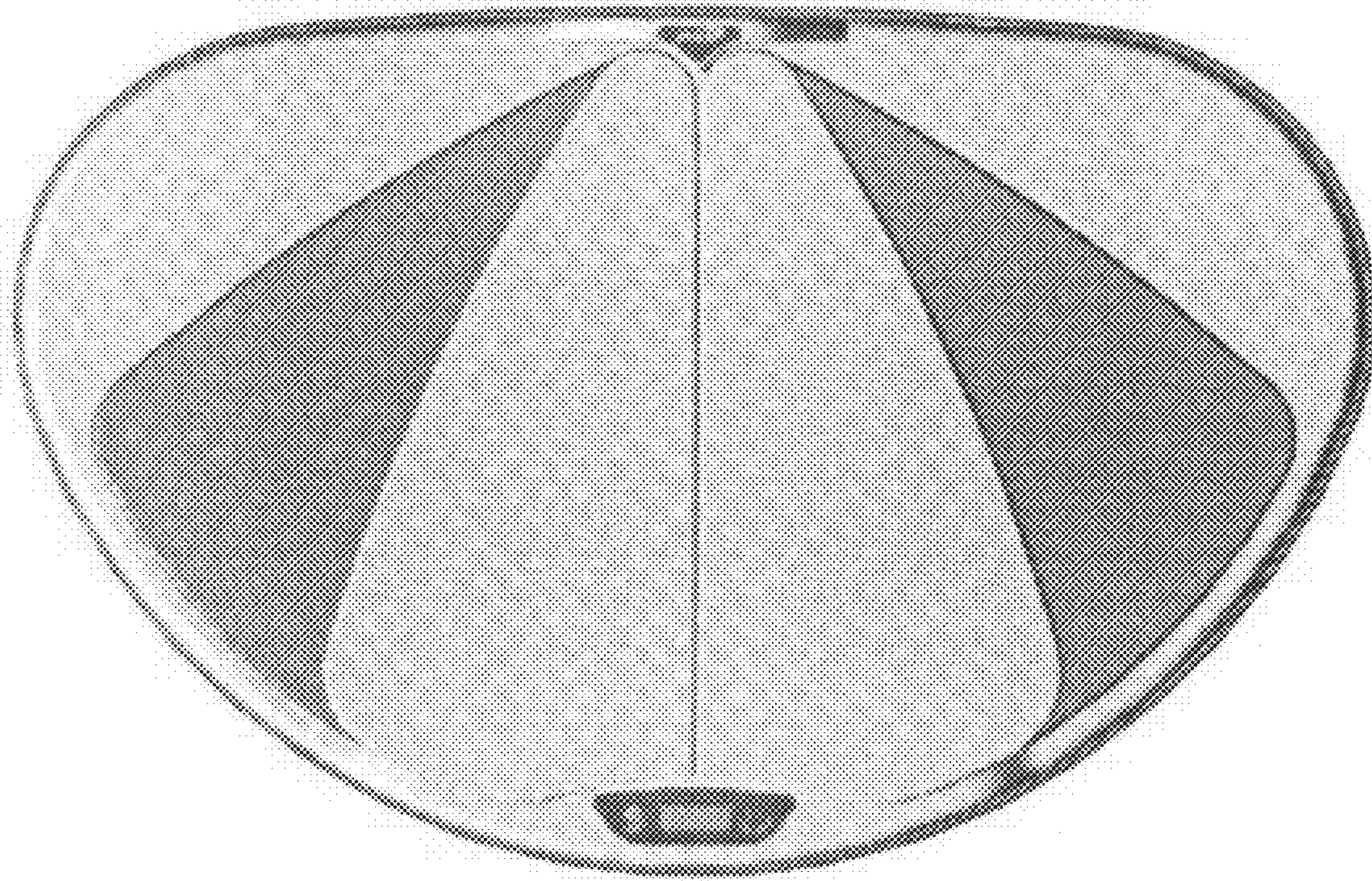


FIG. 6