



US00D639514S

(12) **United States Design Patent**
Lewis et al.

(10) **Patent No.:** **US D639,514 S**
(45) **Date of Patent:** **** Jun. 7, 2011**

(54) **PROTECTIVE SLEEVE**

(76) Inventors: **Derek Lewis**, Denver, CO (US);
Nathaniel Newman, Aurora, CO (US)

(**) Term: **14 Years**

(21) Appl. No.: **29/378,380**

(22) Filed: **Nov. 3, 2010**

Related U.S. Application Data

(62) Division of application No. 29/307,824, filed on May 14, 2008, now Pat. No. Des. 628,752.

(51) **LOC (9) Cl.** **29-02**

(52) **U.S. Cl.** **D29/120.1**

(58) **Field of Classification Search** D2/610–613,
D2/623; D29/114, 120.1, 122, 123; 2/16,
2/59; D24/190; D7/607, 608, 619.1, 624.1–624.3,
D7/387, 396.1, 396.2; 215/13.1; 220/592.16,
220/592.17, 737–739, 903; 62/530; D3/201–212
See application file for complete search history.

(56) **References Cited**

U.S. PATENT DOCUMENTS

1,708,144	A	4/1929	Martin	
1,987,945	A *	1/1935	Schnaier	
2,059,136	A	10/1936	Moller	
2,735,778	A *	2/1956	Taylor	
4,196,817	A *	4/1980	Moser	
4,197,890	A *	4/1980	Simko	
4,268,567	A *	5/1981	Harmony	
4,338,795	A *	7/1982	House, Jr.	
4,510,769	A *	4/1985	McClellan, Jr.	
4,521,910	A *	6/1985	Keppel et al.	
4,530,220	A *	7/1985	Nambu et al.	
4,574,987	A *	3/1986	Halligan et al.	
D305,978	S	2/1990	Mileos	
5,169,025	A *	12/1992	Guo	
5,361,603	A *	11/1994	Merritt-Munson	
D356,210	S *	3/1995	Howell	D3/243
D365,677	S *	1/1996	Dolsey	D3/226

D381,501	S *	7/1997	Leininger	D3/226
D393,138	S	4/1998	Frey	
D421,366	S	3/2000	Mogil	
6,032,825	A *	3/2000	Guthrie	
D423,299	S	4/2000	Burrus	
6,139,188	A *	10/2000	Marzano	
6,158,051	A	12/2000	Belzidsky	
D443,134	S *	6/2001	Vazquez	D3/226
D454,684	S *	3/2002	Read	D3/226
D459,875	S *	7/2002	Mack et al.	D3/226
6,422,032	B1 *	7/2002	Greene	
6,450,685	B1 *	9/2002	Scott	
D468,094	S *	1/2003	Bomann	D3/226
D471,706	S *	3/2003	Campagna et al.	D3/226
6,814,253	B2 *	11/2004	Wong	
D522,583	S *	6/2006	Goserud	D19/78

(Continued)

Primary Examiner — Raphael Barkai

Assistant Examiner — Randall Gholson

(74) *Attorney, Agent, or Firm* — The Reilly Intellectual Property Law Firm, P.C.; Ellen Reilly; John E. Reilly

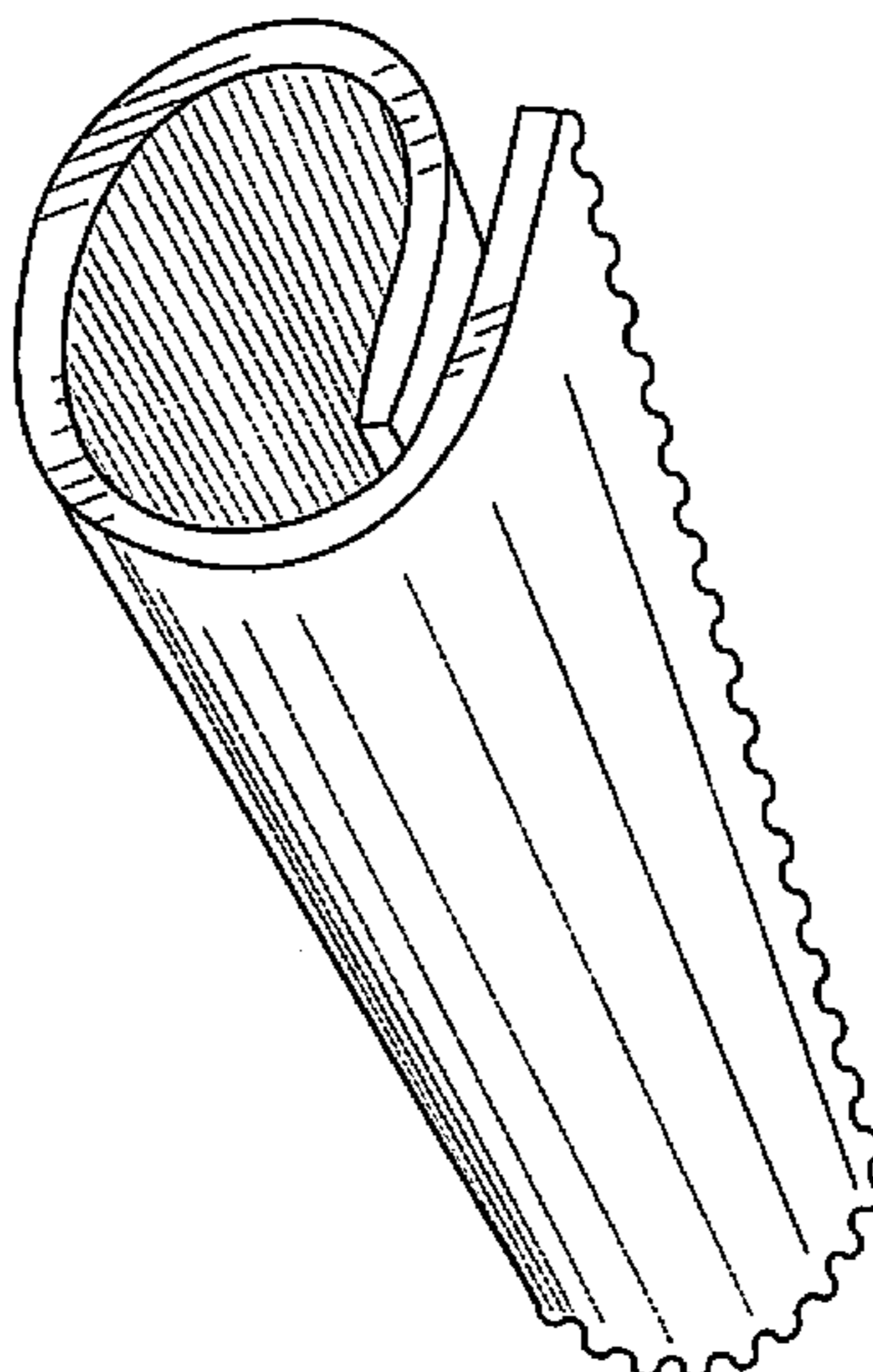
(57) **CLAIM**

The ornamental design for a protective sleeve, as shown and described.

DESCRIPTION

FIG. 1 is a perspective view showing our new design; FIG. 2 is a back view of the design of FIG. 1; FIG. 3 is a front view thereof; FIG. 4 is a side view thereof; FIG. 5 is another side view thereof; FIG. 6 is a top view thereof; FIG. 7 is a view of our design in an open configuration of the design of FIG. 1; FIG. 8 is another view of our design in an open configuration of the design of FIG. 1; and, FIG. 9 is another back view thereof. The broken lines shown in FIG. 9 are included for illustrative purposes only and form no part of the claimed design.

1 Claim, 6 Drawing Sheets



US D639,514 S

Page 2

U.S. PATENT DOCUMENTS

7,111,753	B2 *	9/2006	Scheetz, II et al.		2005/0028910	A1	2/2005	Duty
7,219,814	B2 *	5/2007	Lown et al.		2005/0173445	A1	8/2005	Sumerson et al.
D547,675	S	7/2007	Davi		2006/0026730	A1	2/2006	Terczak
D597,302	S *	8/2009	Adams et al.	D3/227	2006/0127542	A1	6/2006	Wachtel et al.
D603,605	S *	11/2009	Dingman	D3/226	2007/0138188	A1	6/2007	Mace et al.
7,725,950	B2	6/2010	Hinebaugh		2007/0215626	A1	9/2007	Wright, Jr.
D623,852	S *	9/2010	Kroll	D3/226	2007/0294798	A1	12/2007	York et al.
D632,073	S *	2/2011	Perez et al.	D3/226	2008/0017654	A1	1/2008	Chu
2002/0179617	A1	12/2002	Barthlow et al.					

* cited by examiner

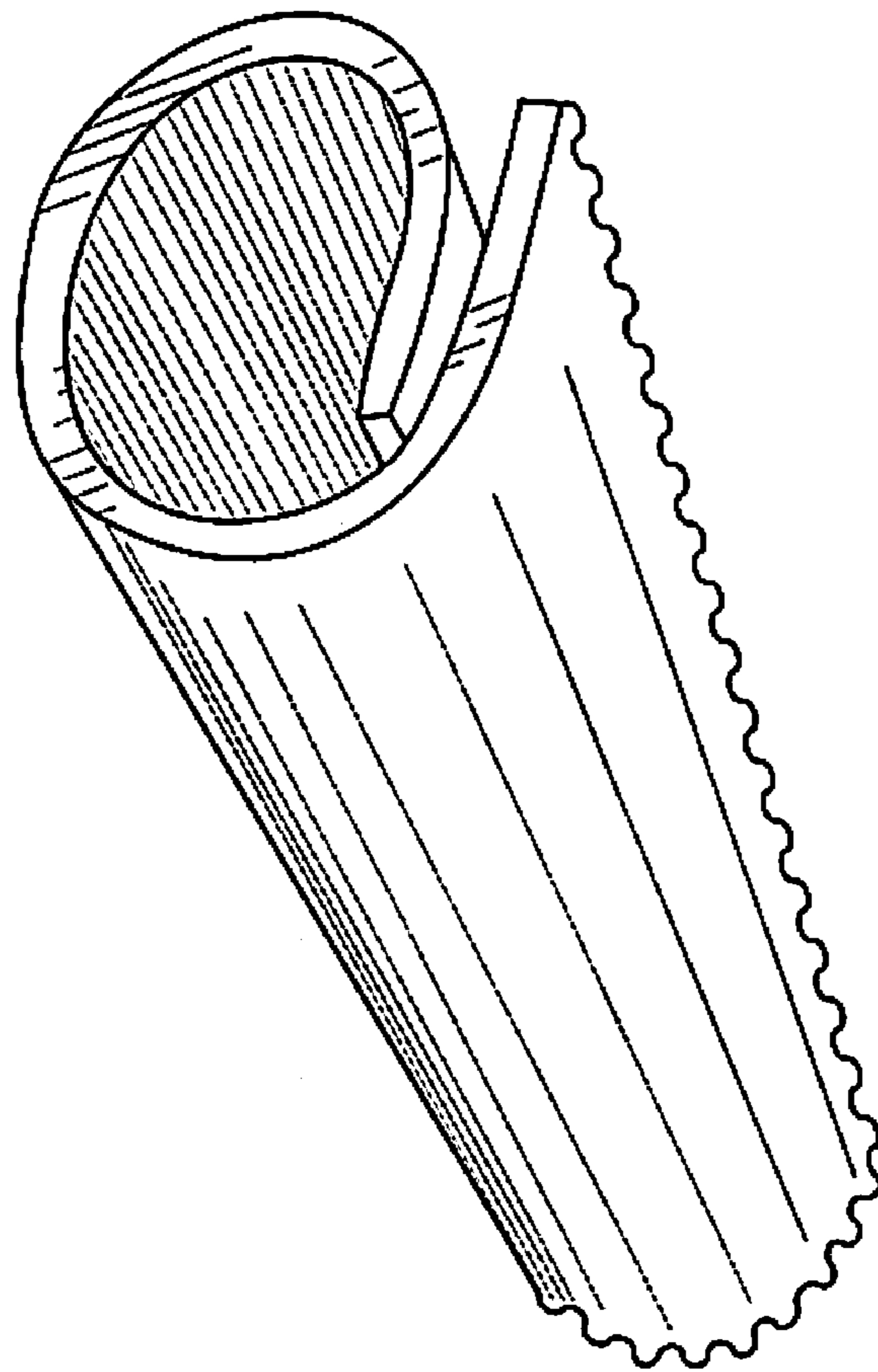


FIG. 1

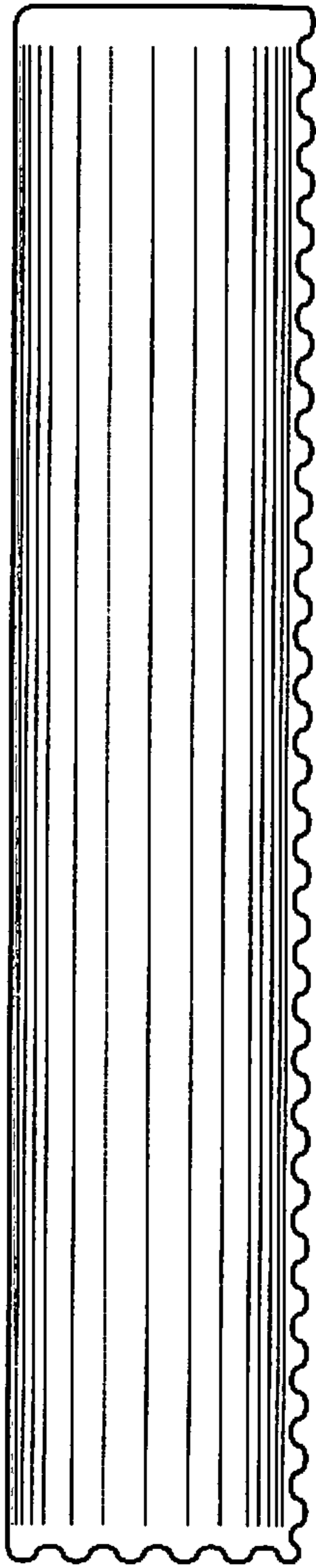


FIG. 2




FIG. 3

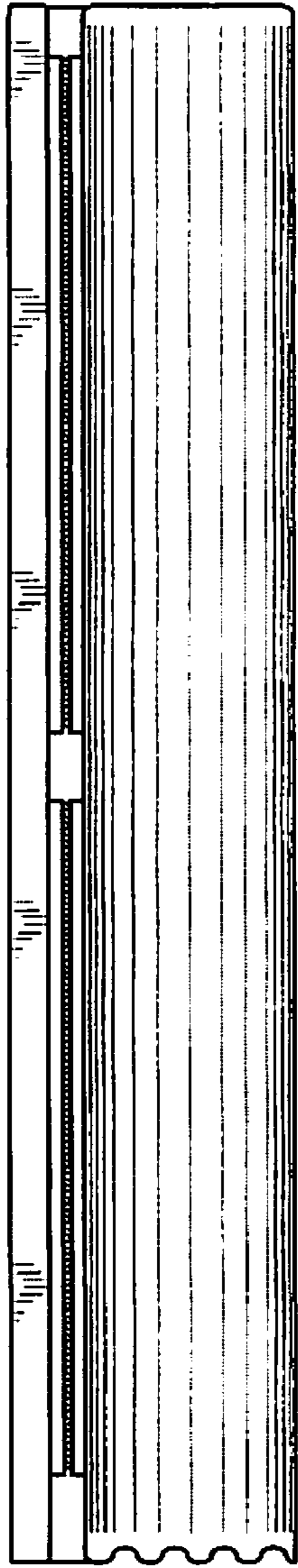


FIG. 4




FIG. 5

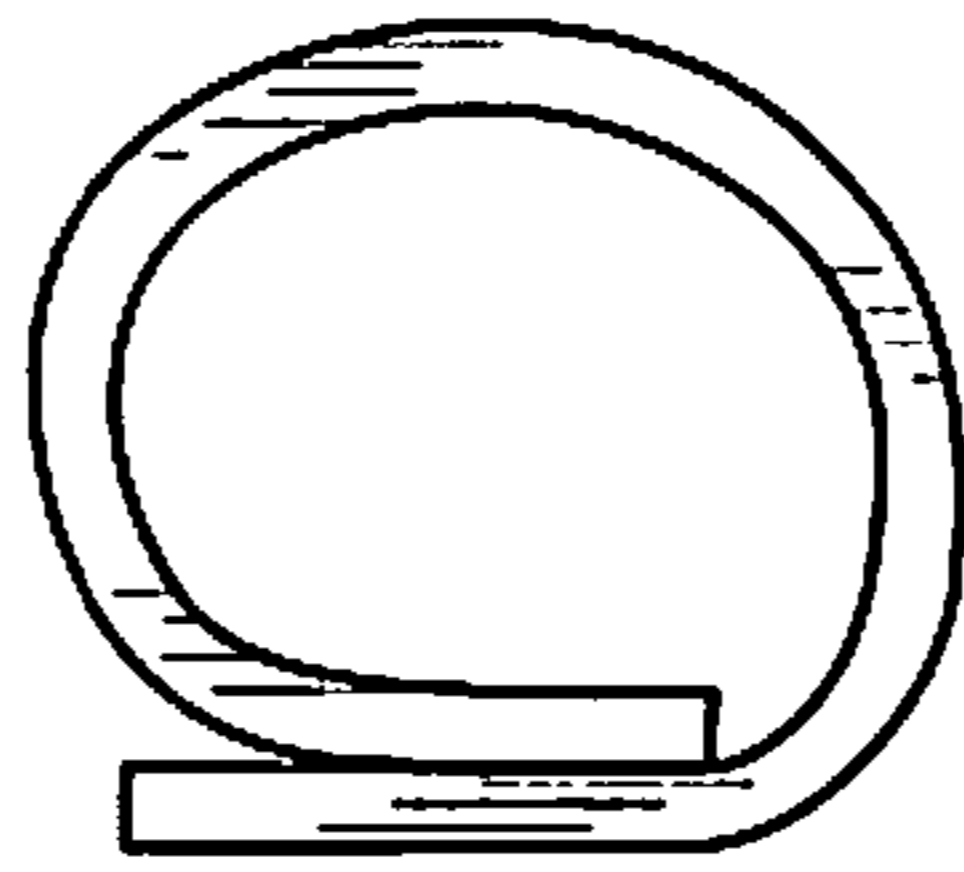


FIG. 6

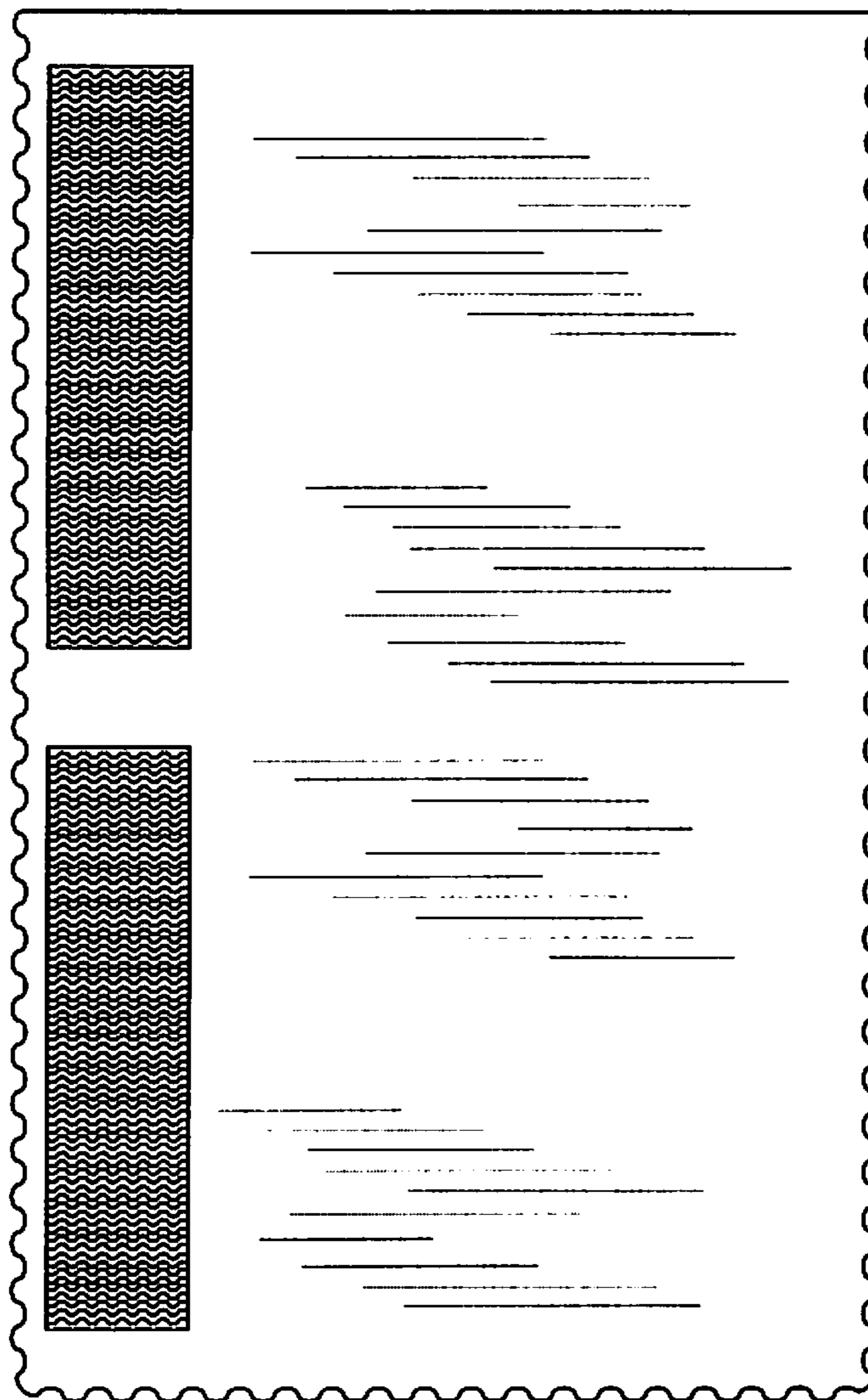


FIG. 7

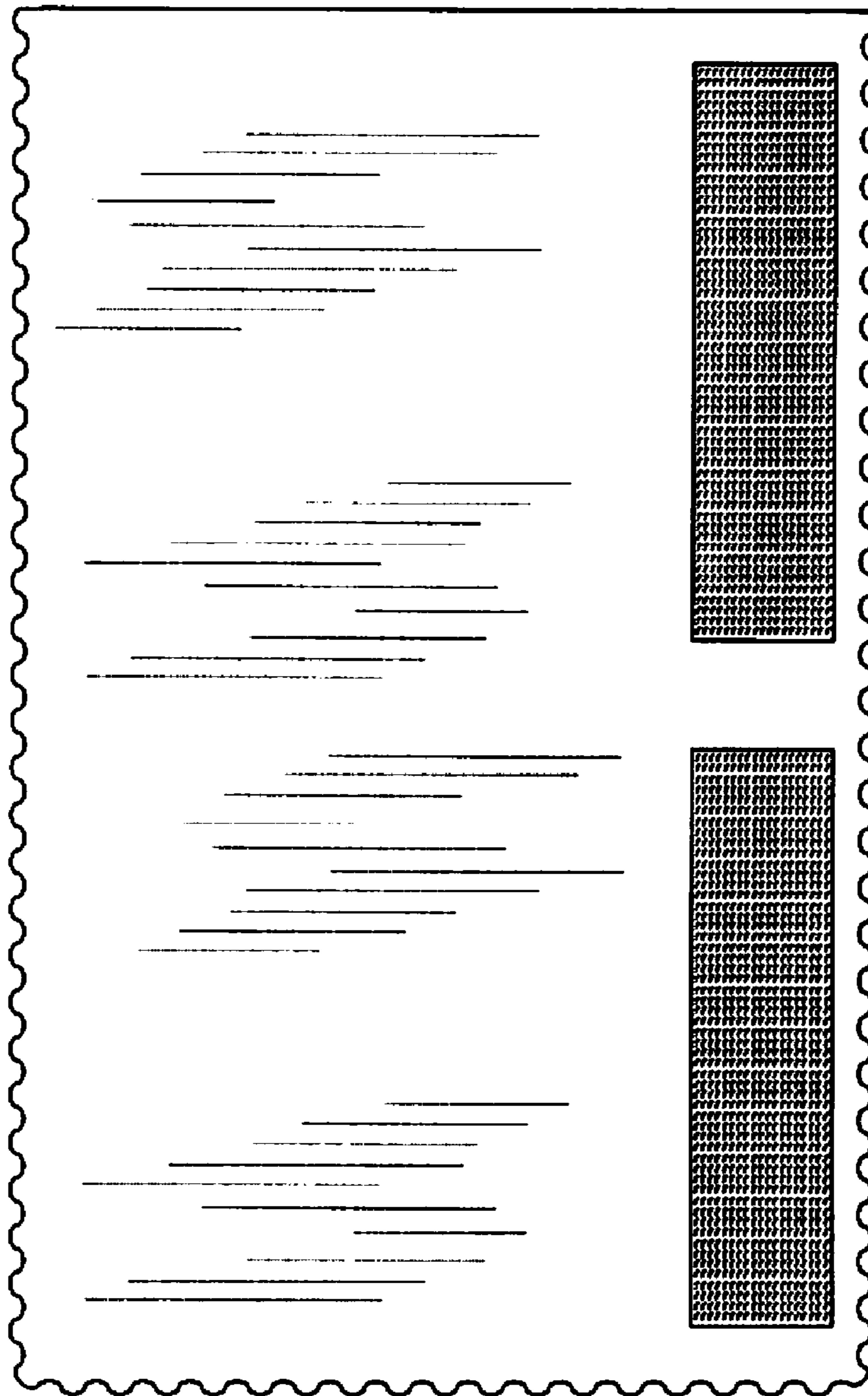


FIG. 8




FIG. 9