



US00D639512S

(12) **United States Design Patent**
Widdemer et al.

(10) **Patent No.:** **US D639,512 S**
(45) **Date of Patent:** **** Jun. 7, 2011**

(54) **GOLF GLOVE**

(75) Inventors: **John D. Widdemer**, Gloversville, NY (US); **Maria A. Bonzagni**, Marshfield, MA (US); **Kenneth S. Litke**, Marion, MA (US); **Suzanne A. Rego**, Fairhaven, MA (US)

(73) Assignee: **Acushnet Company**, Fairhaven, MA (US)

(**) Term: **14 Years**

(21) Appl. No.: **29/381,168**

(22) Filed: **Dec. 16, 2010**

(51) **LOC (9) Cl.** **02-06**

(52) **U.S. Cl.** **D29/116.2**

(58) **Field of Classification Search** D2/610, D2/612, 614, 615, 617, 618, 619, 620, 621, D2/622, 623; D3/218, 226; D4/134; D29/113, D29/116.2, 117.1, 117.2, 118, 120.1, 123; D20/33; D24/190; D28/63; D32/40, 42; 2/16, 159, 161.1, 161.2, 161.3, 161.4, 161.5, 2/161.6, 161.7, 161.8

See application file for complete search history.

(56) **References Cited**

U.S. PATENT DOCUMENTS

1,083,795	A *	1/1914	Brokaw	2/16
D106,140	S *	9/1937	Larom	D2/619
D108,603	S *	2/1938	Shapiro	D2/618
D112,007	S *	11/1938	Straus	D2/619
D113,149	S *	1/1939	Straus	D2/619
D113,150	S *	1/1939	Straus	D2/619
D129,651	S *	9/1941	Ginsberg	D2/622
D161,843	S *	2/1951	Kennedy	D2/619
D174,067	S *	2/1955	Sunkees	D2/623

D200,998	S *	5/1965	Florea	D2/619
D248,898	S *	8/1978	DeLeone et al.	D29/117.1
D294,426	S *	3/1988	Dzierson	D2/619
D336,562	S *	6/1993	Chin	D2/619
D420,202	S *	2/2000	Redwood et al.	D2/619
6,543,058	B2 *	4/2003	Litke	2/161.2
D497,456	S *	10/2004	Sun	D29/116.2
D532,162	S *	11/2006	Bonzagni et al.	D29/116.2
D554,808	S *	11/2007	Litke et al.	D29/123
D560,327	S *	1/2008	Caldera et al.	D2/617
D565,250	S *	3/2008	Batista et al.	D29/116.2
D584,004	S *	12/2008	Murphy	D29/116.2
D588,754	S *	3/2009	Litke et al.	D29/123
D594,603	S *	6/2009	Murphy	D29/116.2
D596,806	S *	7/2009	Murphy	D29/116.2
7,882,571	B2 *	2/2011	Robba et al.	2/161.2
2008/0109934	A1 *	5/2008	Widdemer et al.	2/159

* cited by examiner

Primary Examiner — Karen E Eldridge Powers

(74) *Attorney, Agent, or Firm* — D. Michael Burns

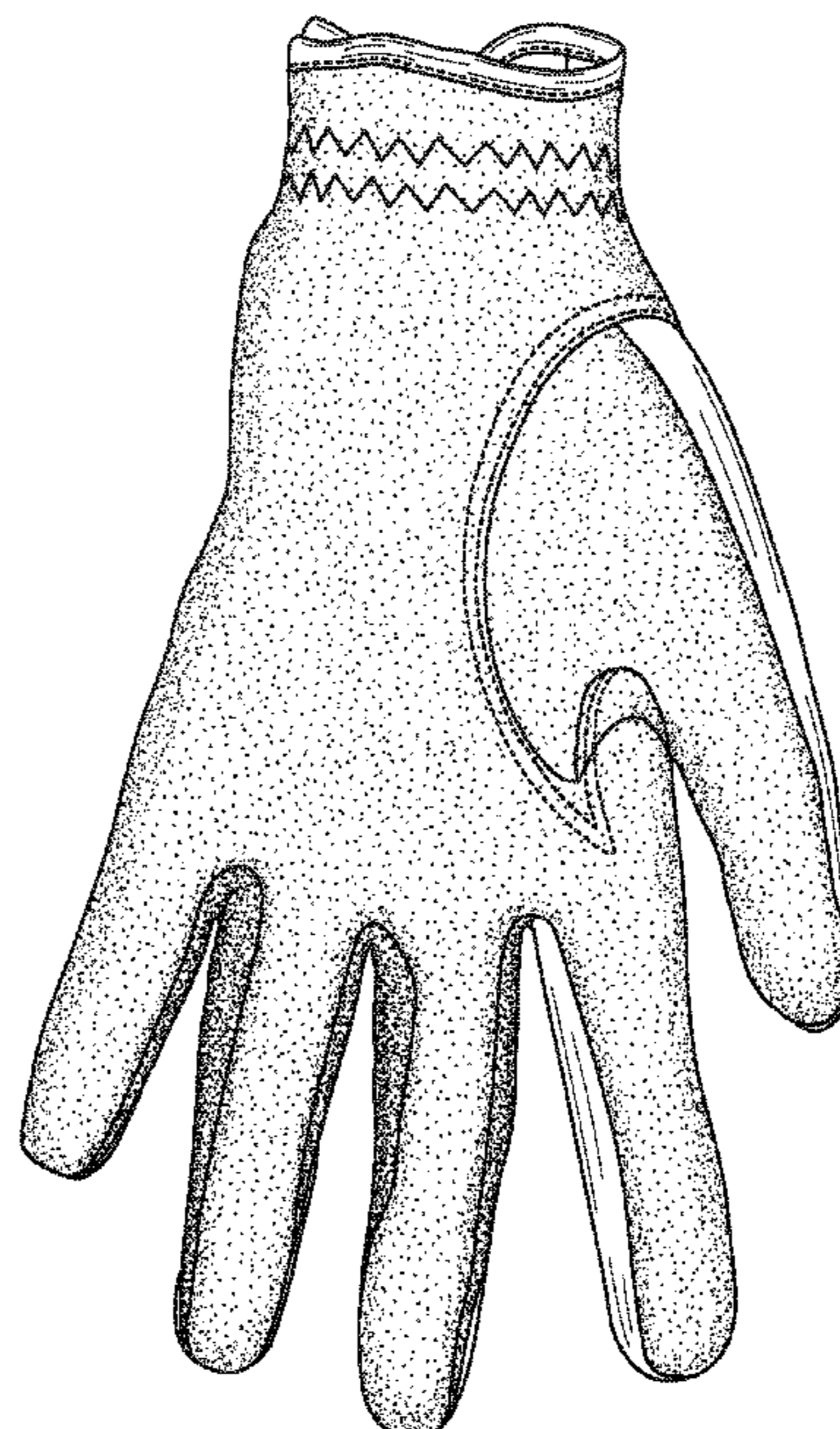
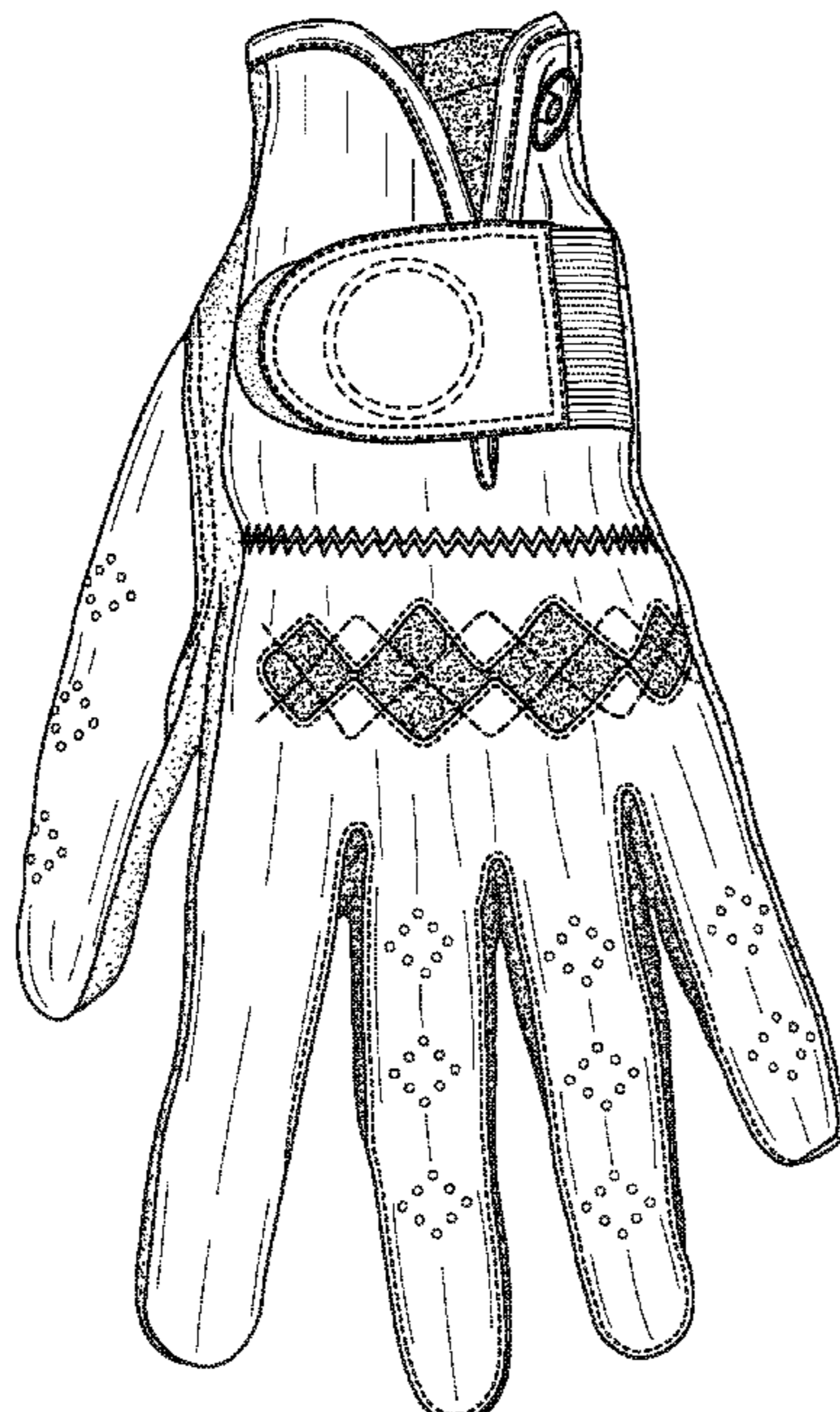
(57) **CLAIM**

The ornamental design for a golf glove, as shown and described.

DESCRIPTION

FIG. 1 is a perspective view of the back of the glove.
FIG. 2 is a plan view of the back of the glove.
FIG. 3 is a plan view of the front of the golf glove.
FIG. 4 is a right side elevation view of the glove.
FIG. 5 is a left side elevation view of the glove.
FIG. 6 is a top (finger tip) elevation view of the glove; and,
FIG. 7 is a bottom (wrist) elevation view of the glove.
The broken lines shown on the golf glove are stitching except for the circular broken line shown in FIG. 7 that illustrates the bounds of the claim. The stippling in the drawings represents color contrast.

1 Claim, 5 Drawing Sheets



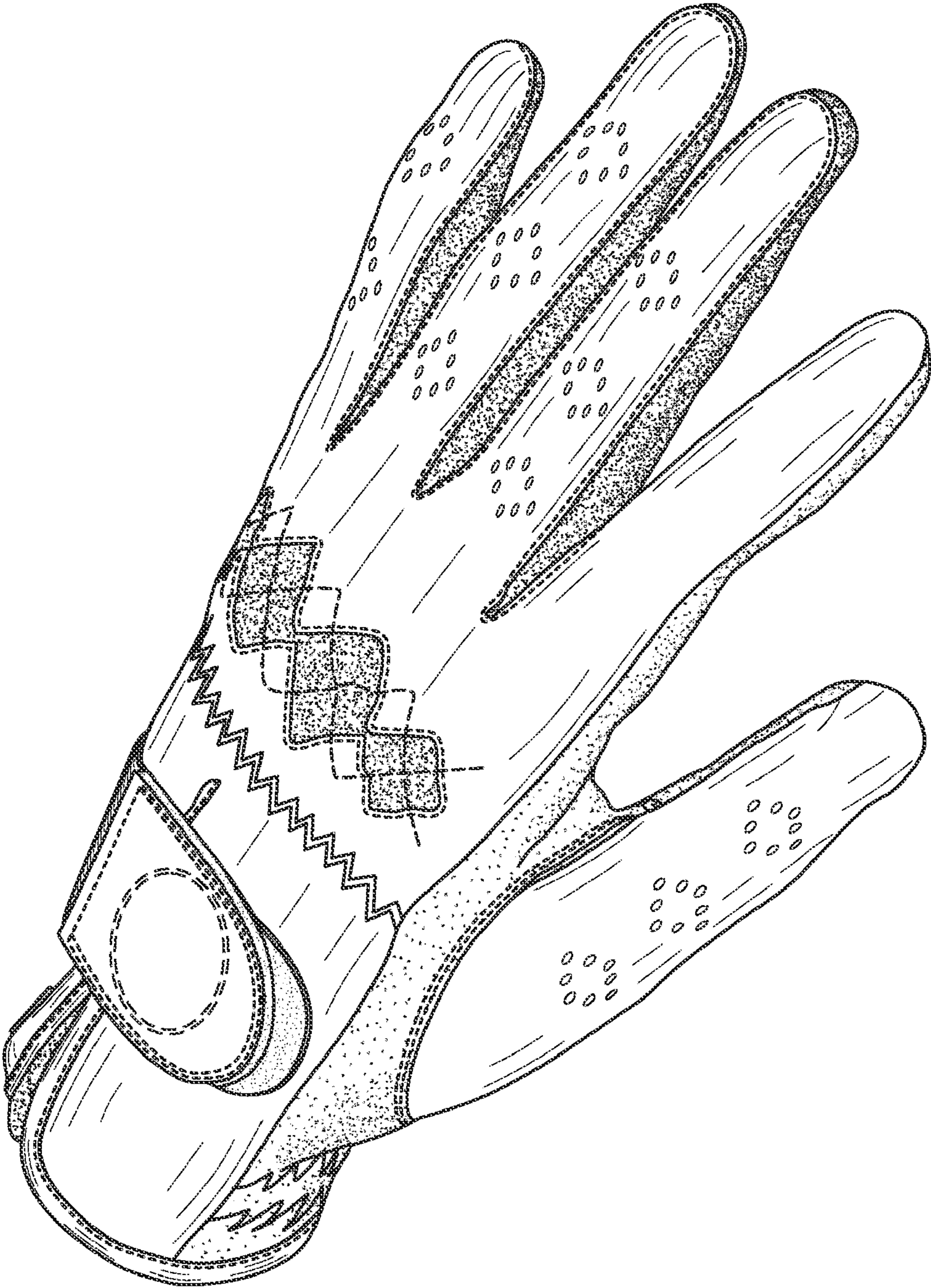


FIG. 1

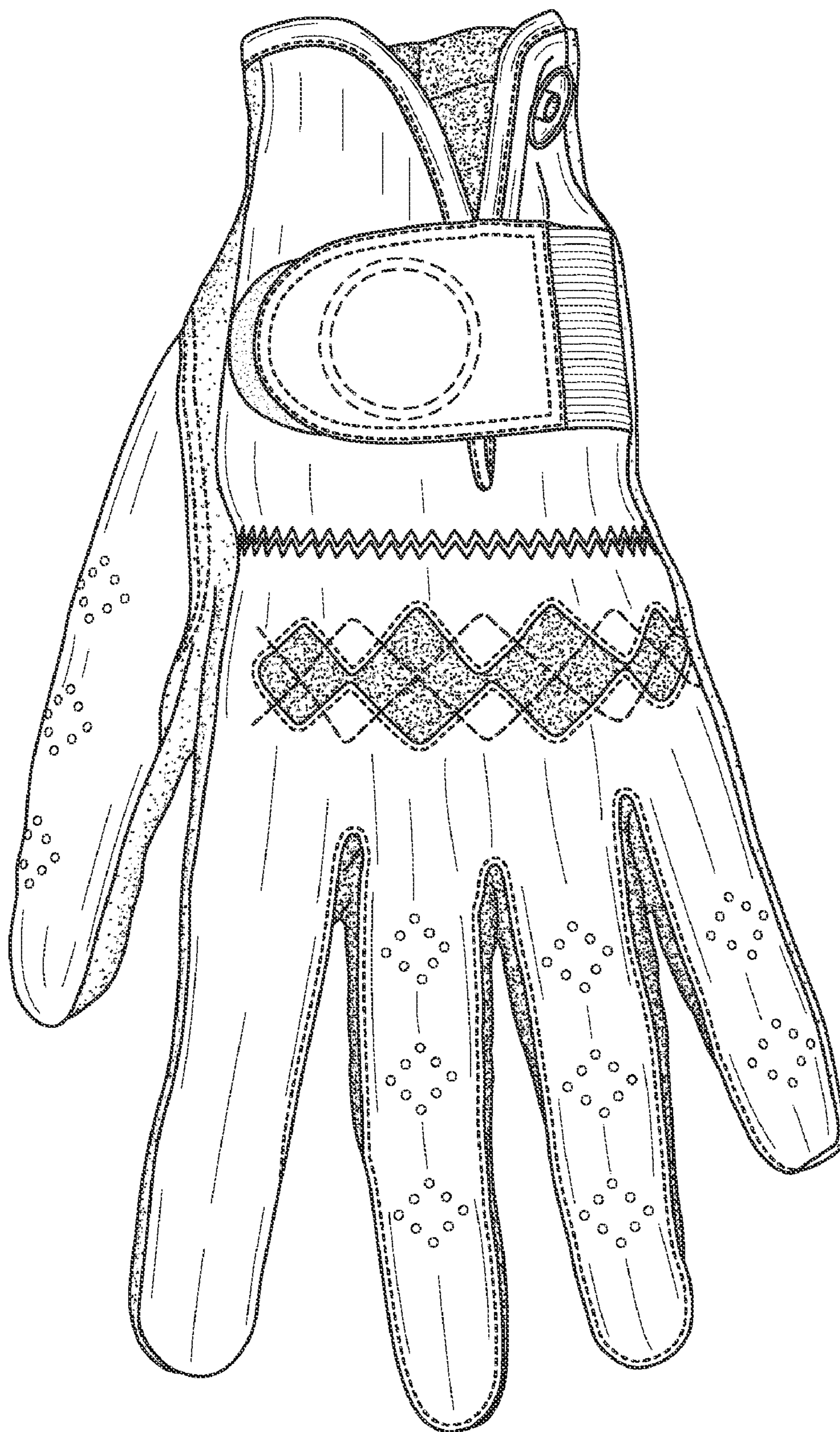


FIG. 2

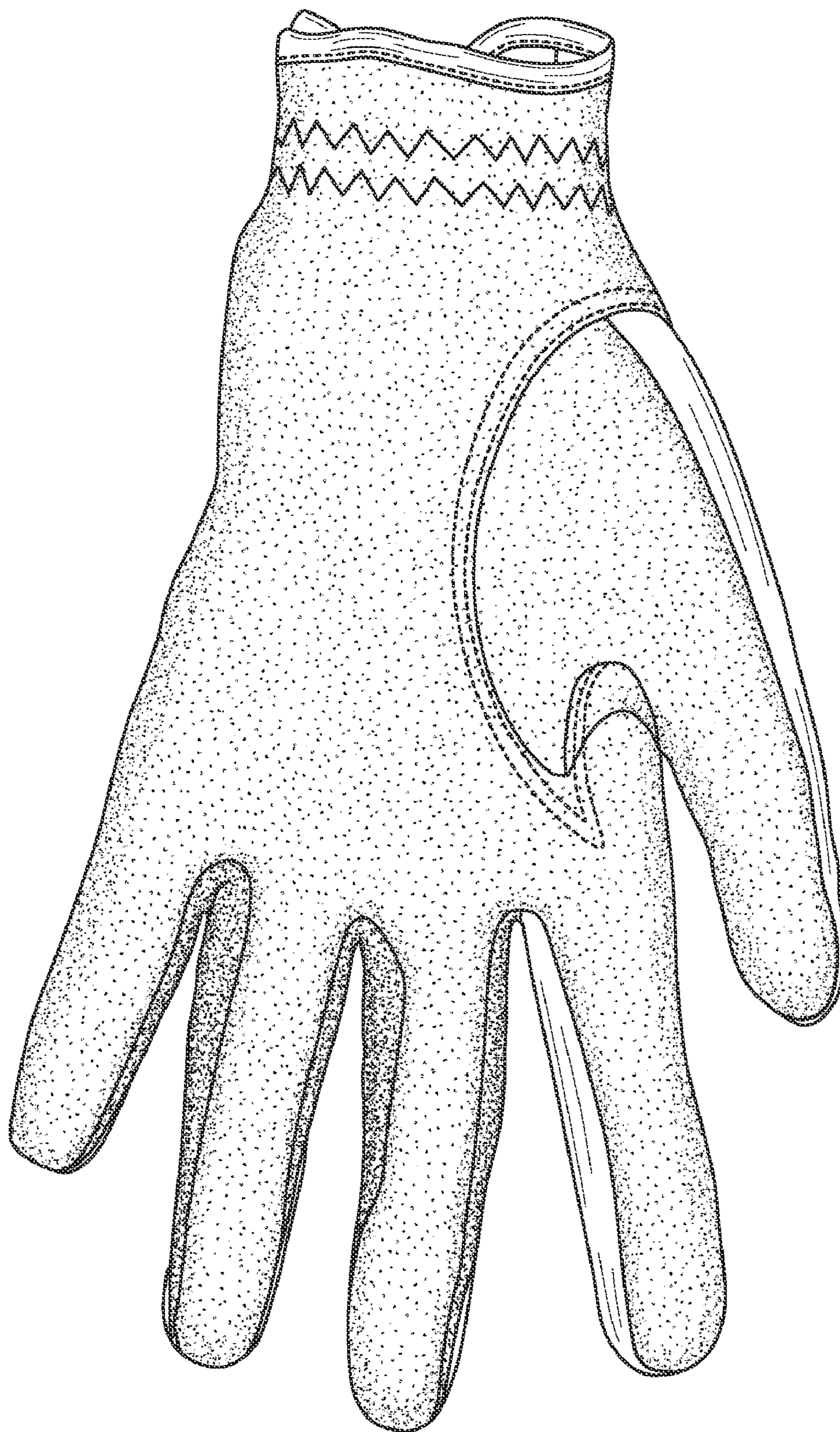


FIG. 3

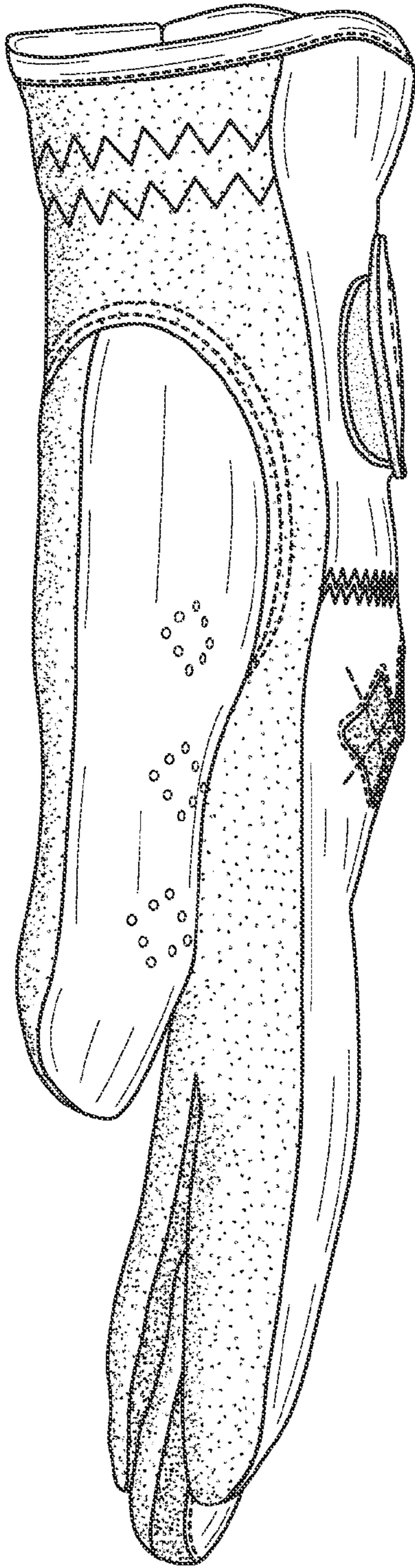


FIG. 4

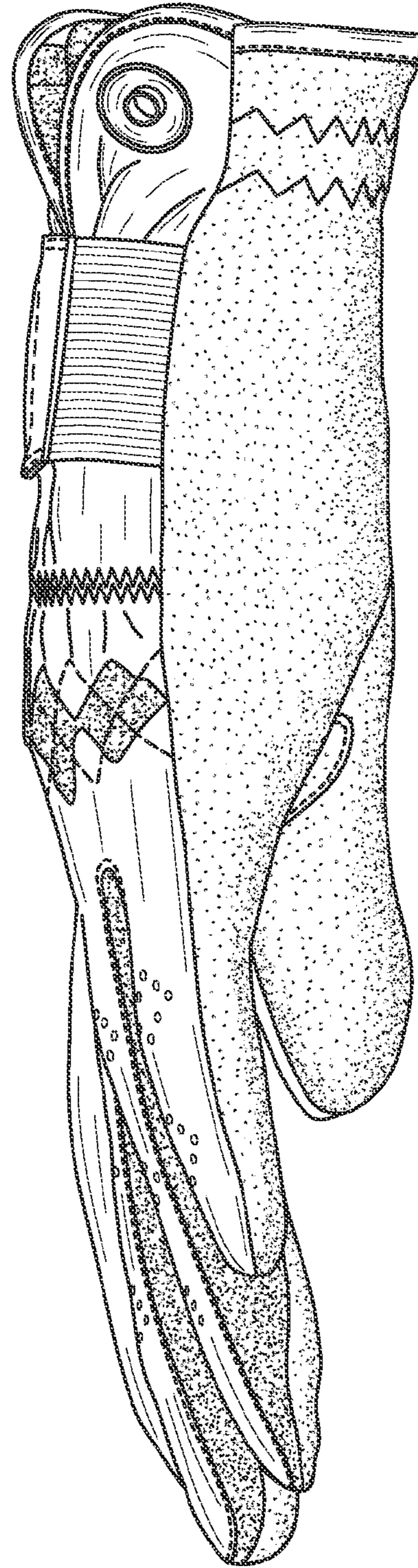


FIG. 5

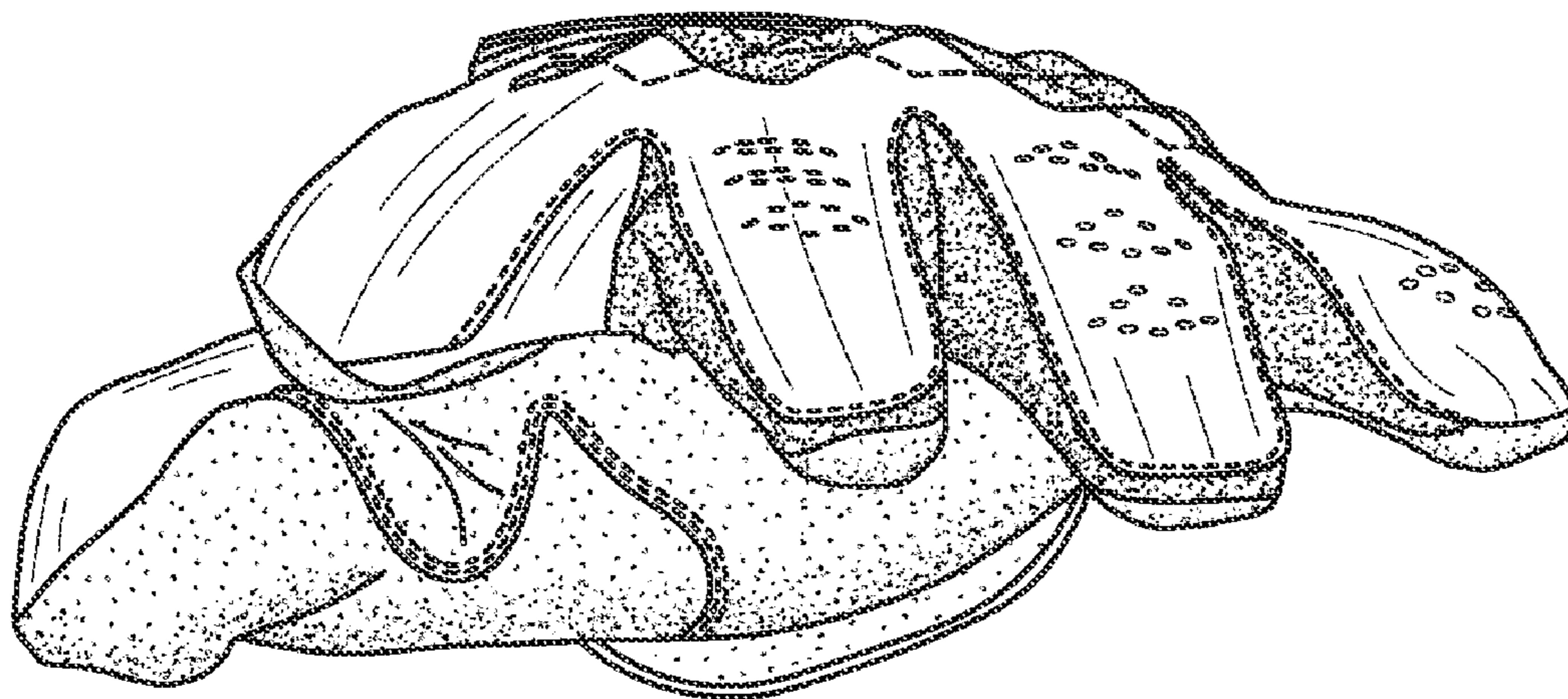


FIG. 6

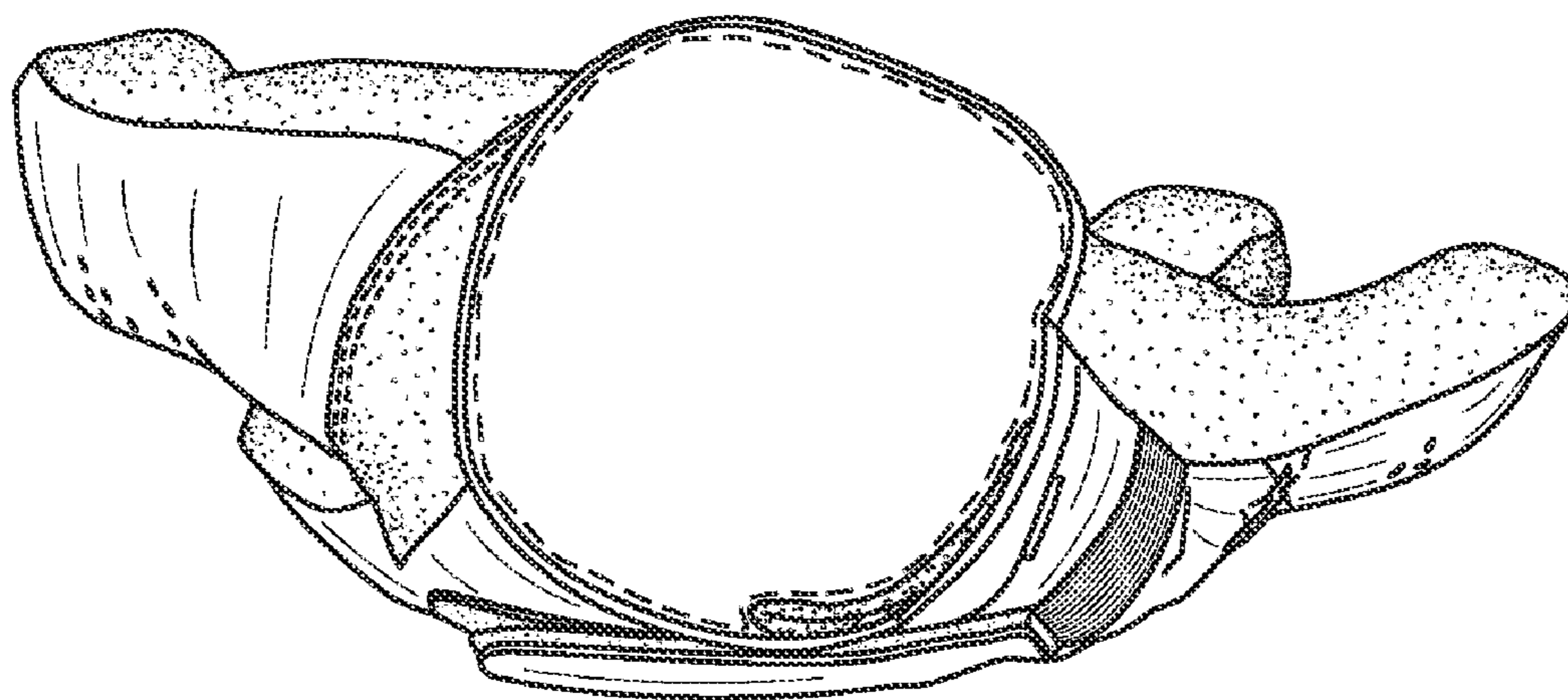


FIG. 7