



US00D639511S

(12) **United States Design Patent**  
**Bottorff**

(10) **Patent No.:** **US D639,511 S**

(45) **Date of Patent:** **\*\* Jun. 7, 2011**

(54) **FEATHER HAIR EXTENSION**

(76) Inventor: **Bennett Bottorff**, Westminster, CO (US)

(\*\*) Term: **14 Years**

(21) Appl. No.: **29/383,221**

(22) Filed: **Jan. 13, 2011**

(51) **LOC (9) Cl.** ..... **28-04**

(52) **U.S. Cl.** ..... **D28/92**

(58) **Field of Classification Search** ..... D28/40,  
D28/92, 93; 132/53-56, 201

See application file for complete search history.

(56) **References Cited**

U.S. PATENT DOCUMENTS

D26,172 S *	10/1896	Suter	.....	D28/41
D170,518 S *	10/1953	Behr	.....	D11/48
2,679,711 A *	6/1954	Learnard	.....	446/27
D260,693 S *	9/1981	Payne et al.	.....	D28/41
D368,983 S *	4/1996	Gruters et al.	.....	D28/41
D392,058 S *	3/1998	Villecco	.....	D26/7
D455,783 S *	4/2002	Melnick	.....	D19/42
D463,047 S *	9/2002	Trenkle	.....	D26/27
D468,491 S *	1/2003	Huber	.....	D30/152
D495,272 S *	8/2004	Yedlin et al.	.....	D11/184

D522,912 S *	6/2006	Caldwell	.....	D11/117
D561,938 S *	2/2008	Madden	.....	D28/41
D564,715 S *	3/2008	Lamstein	.....	D30/160

\* cited by examiner

*Primary Examiner* — Zenia Bennett

(74) *Attorney, Agent, or Firm* — Brain D. Smith, P.C.

(57) **CLAIM**

The ornamental design for a feather hair extension, as shown and described.

**DESCRIPTION**

FIG. 1 is a perspective view of my new design for a feather hair extension;

FIG. 2 is a right side elevational view of the design of FIG. 1;

FIG. 3 is a left side elevational view of the design of FIG. 1;

FIG. 4 is a top plan view of the design of FIG. 1;

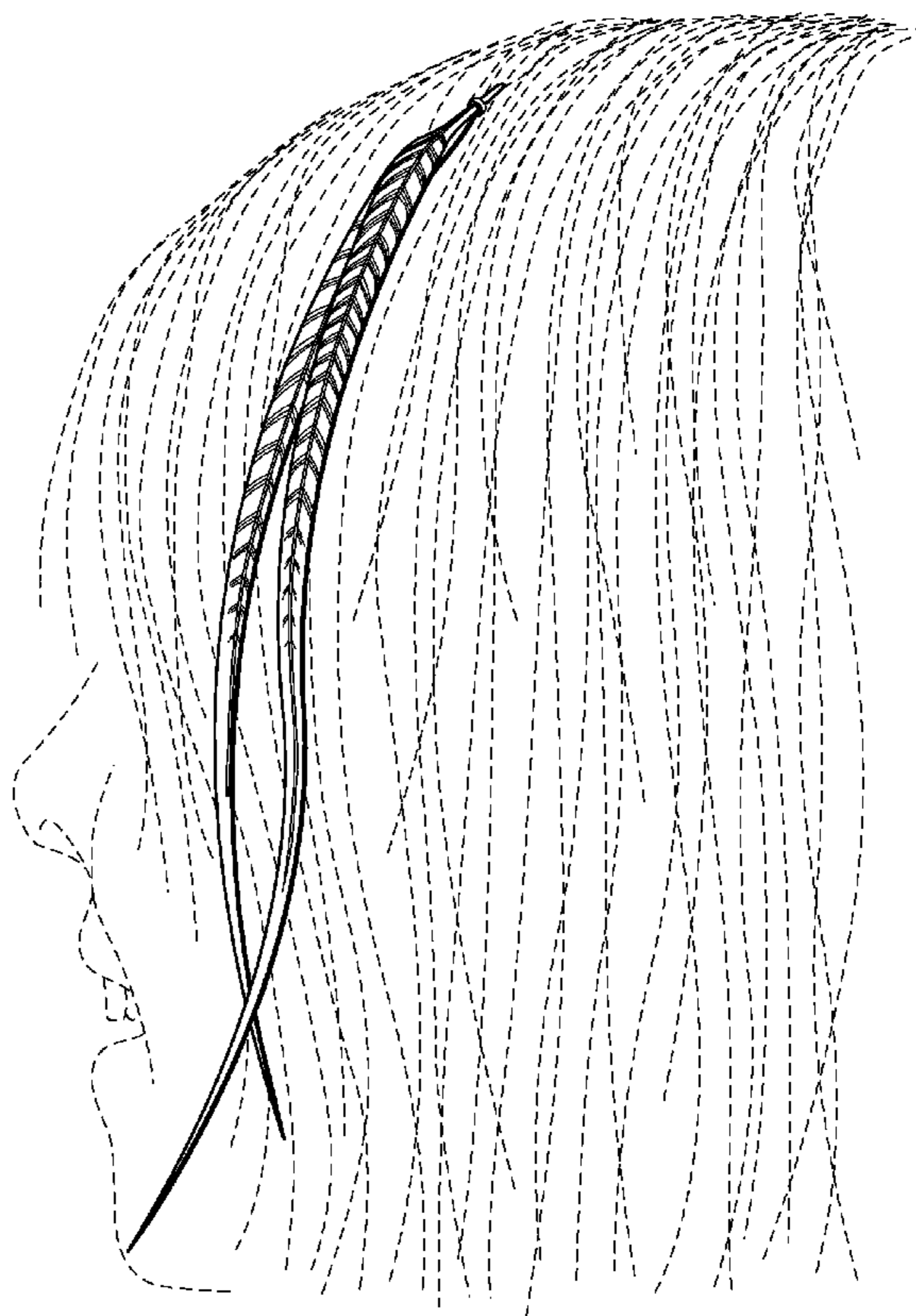

FIG. 5 is a bottom plan elevational view of the design of FIG. 1;

FIG. 6 is a front elevational view of the design of FIG. 1;

FIG. 7 is a rear elevational view of the design of FIG. 1; and,

FIG. 8 is a perspective view of my new design for a feather hair extension showing the feather hair extension as it would appear when worn by an individual wherein the individual forms no part of the instant design.

**1 Claim, 2 Drawing Sheets**



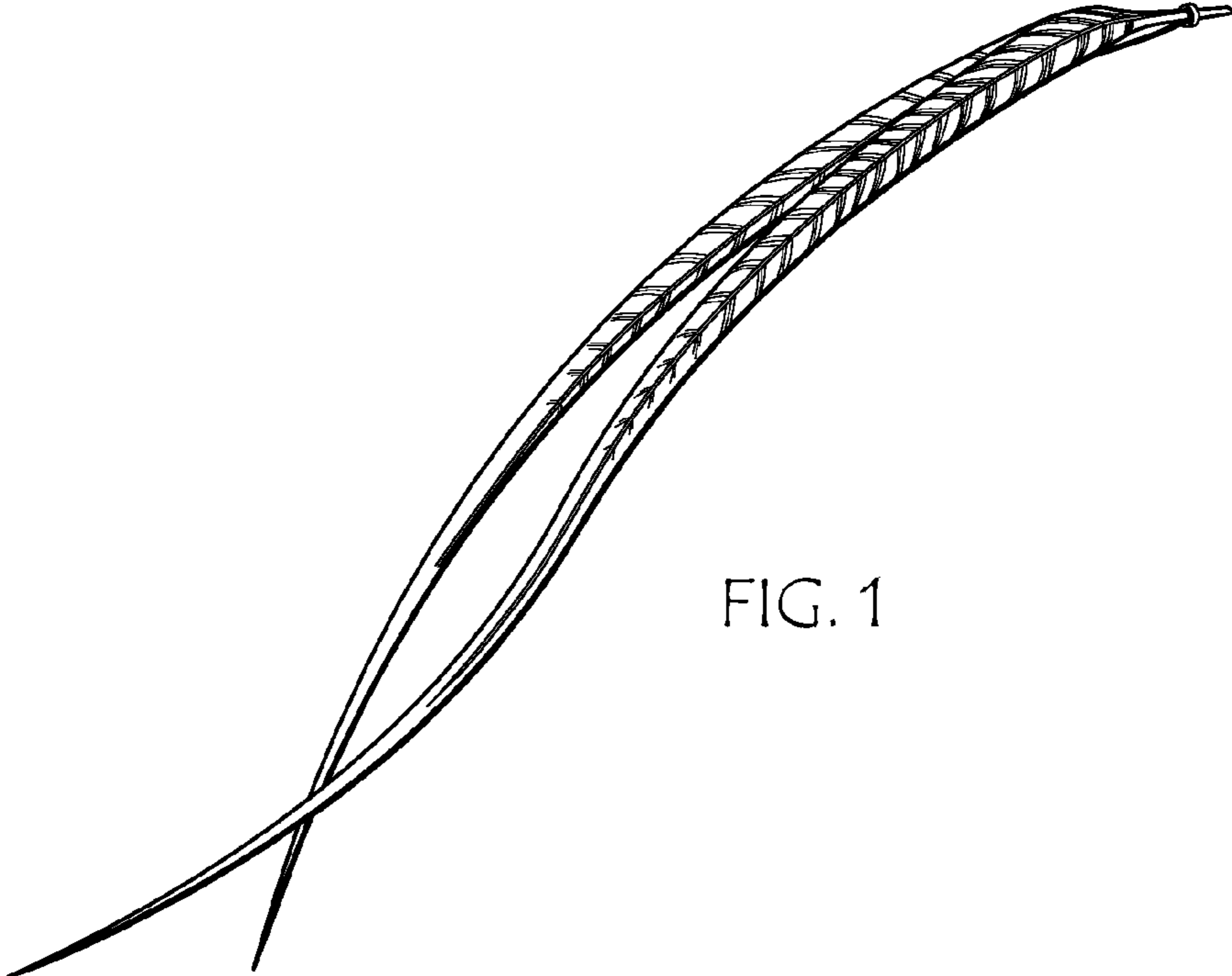


FIG. 1



FIG. 2



FIG. 3




FIG. 4



FIG. 5



FIG. 6



FIG. 7

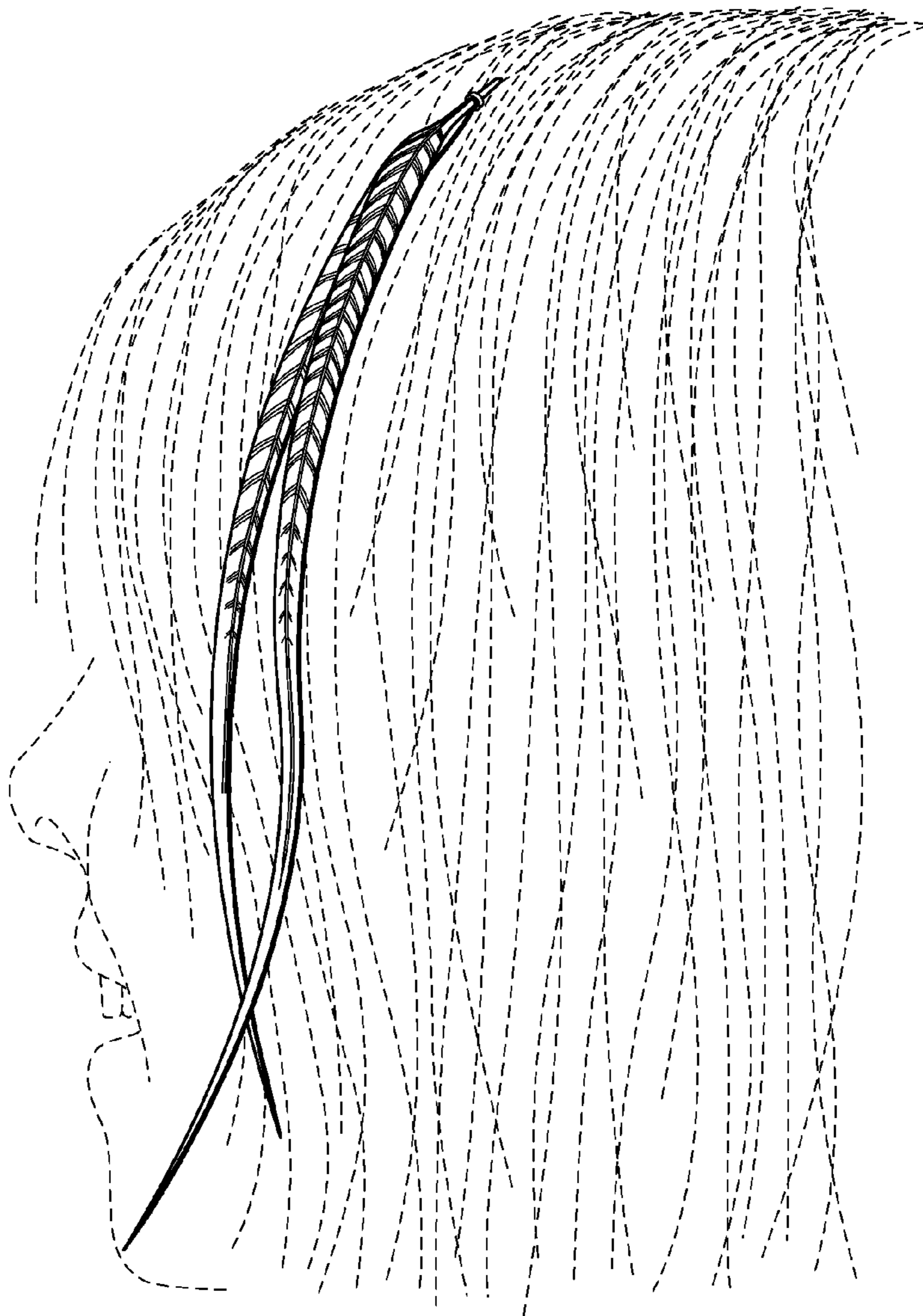


FIG. 8