



US00D639503S

(12) **United States Design Patent**
Franklin et al.

(10) **Patent No.:** **US D639,503 S**
(45) **Date of Patent:** **** Jun. 7, 2011**

(54) **EYELASH GUARD**

(76) Inventors: **Natalia Franklin**, West Palm Beach, FL (US); **Nikolai A. Yakimov**, West Palm Beach, FL (US)

(**) Term: **14 Years**

(21) Appl. No.: **29/336,818**

(22) Filed: **May 9, 2009**

Related U.S. Application Data

(63) Continuation of application No. 29/320,559, filed on Jul. 22, 2008, now abandoned.

(51) **LOC (9) Cl.** **28-03**

(52) **U.S. Cl.** **D28/7**

(58) **Field of Classification Search** D28/4, D28/7, 9, 99; 132/285, 319, 320, 333; D19/37, D19/39, 40; D10/64; D24/119, 206, 208; D29/108, 109; 2/9, 173, 206; 607/109
See application file for complete search history.

(56) **References Cited**

U.S. PATENT DOCUMENTS

4,936,325	A *	6/1990	Davis	132/319
5,050,624	A *	9/1991	Kobe et al.	132/319
5,178,170	A *	1/1993	Kassai	132/319
5,186,190	A *	2/1993	Hirzel	132/319
D388,534	S *	12/1997	Uemura et al.	D28/4
D423,140	S *	4/2000	DiMartino et al.	D28/4
D423,712	S *	4/2000	Aoki et al.	D28/4

D424,740	S *	5/2000	Ono	D28/4
D434,524	S *	11/2000	Kalafsky et al.	D28/4
D564,705	S *	3/2008	Ohnishi et al.	D28/9
D570,541	S *	6/2008	Ohnishi et al.	D28/9
2004/0231694	A1 *	11/2004	Rosenblatt	132/319

* cited by examiner

Primary Examiner — Zenia Bennett

(57) **CLAIM**

The ornamental design for the eyelash guard, as shown and described.

DESCRIPTION

FIG. 1 is a front elevation view of the eyelash guard thereof; FIG. 2 is a left side view of the eyelash guard thereof, a right side view being identical to the left side view; FIG. 3 is a rear elevation view of the eyelash guard thereof; FIG. 4 is a top plan view of the eyelash guard thereof; FIG. 5 is a bottom plan view of the eyelash guard, thereof; FIG. 6 is a front elevational view of the middle element of the eyelash guard shown separately for convenience of illustration, the rear elevational view being identical to the front view; FIG. 7 is a left side elevational view of the middle element of the eyelash guard shown separately for convenience of illustration, the right side elevational view being identical to the front view; and, FIG. 8 is a top plan view of the middle element of the eyelash guard shown separately for convenience of illustration, the bottom plan view being identical to the front view.

1 Claim, 1 Drawing Sheet

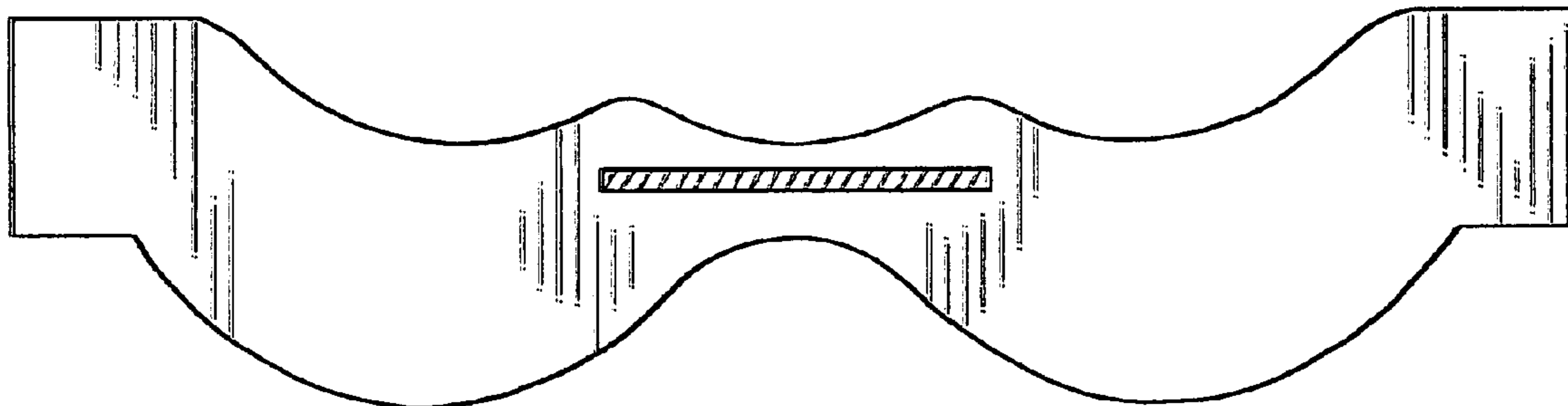




Fig. 4

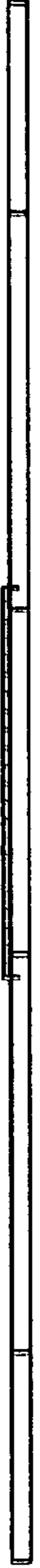


Fig. 1

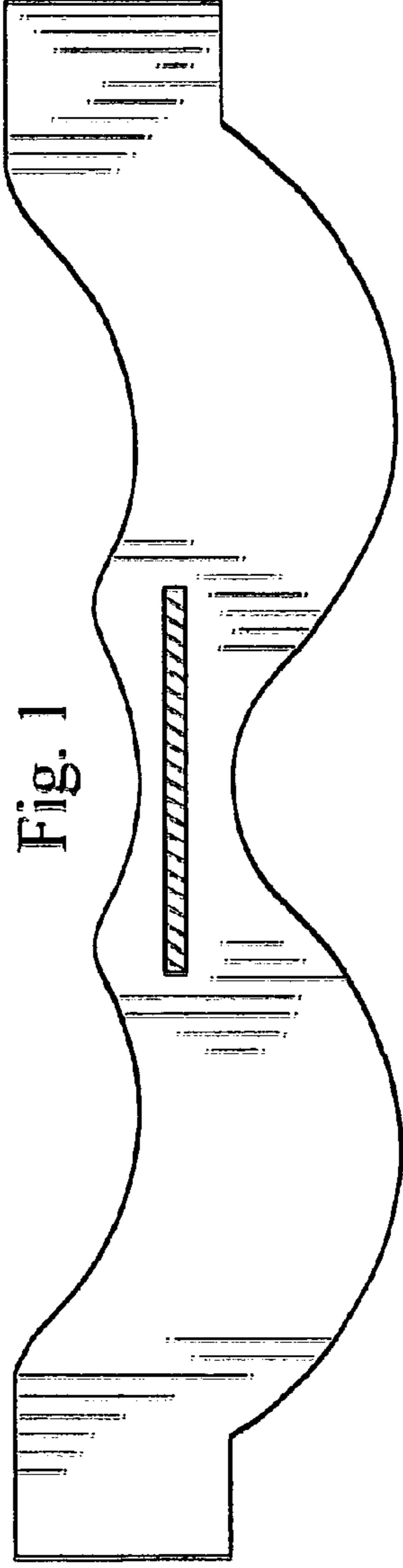


Fig. 3

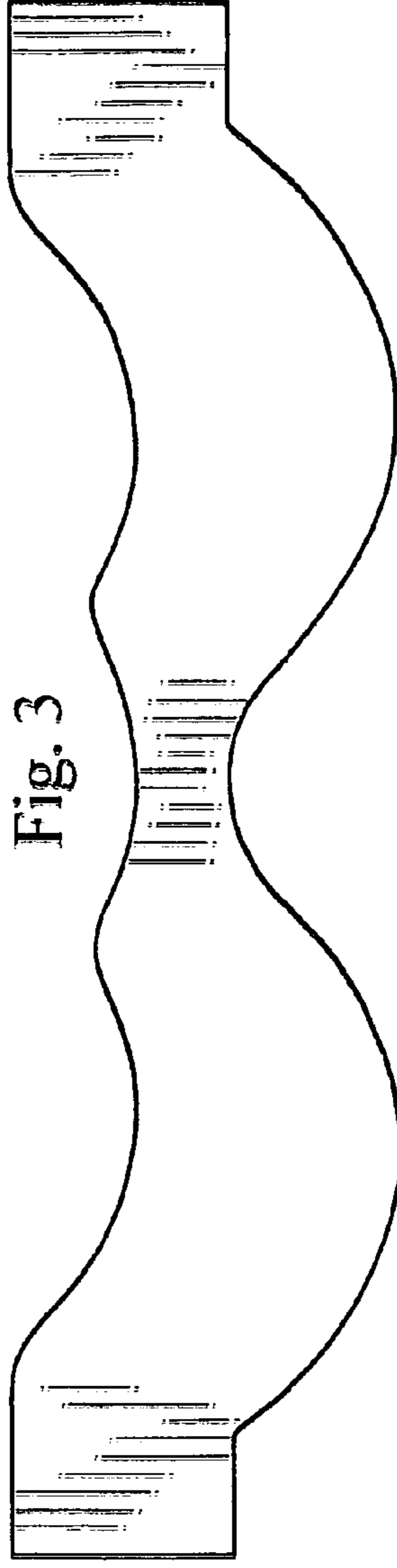


Fig. 5



Fig. 7

1

Fig. 6



Fig. 8

