



US00D639480S

(12) **United States Design Patent**  
**Chen**

(10) **Patent No.:** **US D639,480 S**

(45) **Date of Patent:** **\*\* Jun. 7, 2011**

(54) **SOLAR LAMP**

(75) Inventor: **Chi Gon Chen**, Guang Zhou (CN)

(73) Assignee: **International Development LLC**,  
Roanoke, TX (US)

(\*\*) Term: **14 Years**

(21) Appl. No.: **29/375,526**

(22) Filed: **Sep. 23, 2010**

(51) **LOC (9) Cl.** ..... **26-05**

(52) **U.S. Cl.** ..... **D26/68**

(58) **Field of Classification Search** ..... D26/67-71,  
D26/85, 128, 131, 134; 362/152, 153, 153.1,  
362/180, 183, 431, 653

See application file for complete search history.

(56) **References Cited**

U.S. PATENT DOCUMENTS

D249,819 S *	10/1978	Asaki	.....	D26/67
D376,029 S *	11/1996	Fu	.....	D26/134
D381,456 S *	7/1997	Fu	.....	D26/134
D381,457 S *	7/1997	Fu	.....	D26/134
D557,850 S *	12/2007	Chen	.....	D26/67
D563,586 S *	3/2008	Lee et al.	.....	D26/67

D594,586 S *	6/2009	Chen	.....	D26/67
D605,804 S *	12/2009	Chen	.....	D26/67
D605,807 S *	12/2009	Chen	.....	D26/67
D606,225 S *	12/2009	Chen	.....	D26/67
D615,685 S *	5/2010	Chen	.....	D26/68
D615,687 S *	5/2010	Chen	.....	D26/68
D616,135 S *	5/2010	Chen	.....	D26/68

\* cited by examiner

*Primary Examiner* — Clare E Heflin

(74) *Attorney, Agent, or Firm* — David W. Carstens;  
Carstens & Cahoon, LLP

(57) **CLAIM**

The ornamental design for a solar lamp, as shown and described.

**DESCRIPTION**

FIG. 1 is a perspective view of the solar lamp of the present invention;

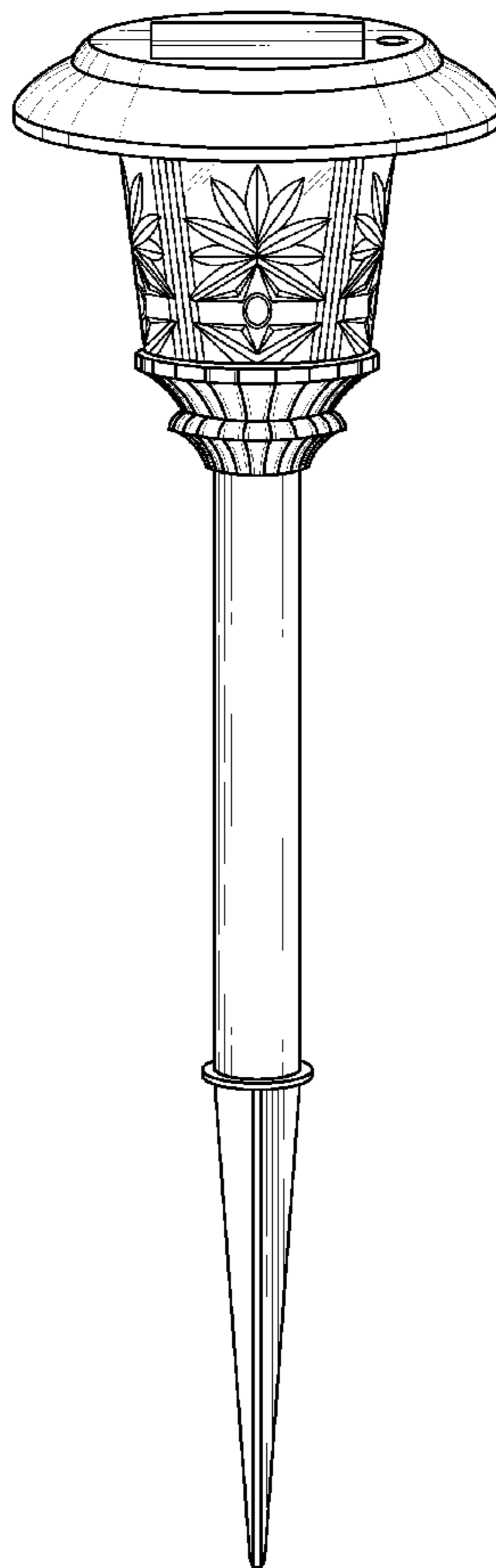
FIG. 2 is a front elevation view thereof; the rear elevation view being a mirror image thereof;

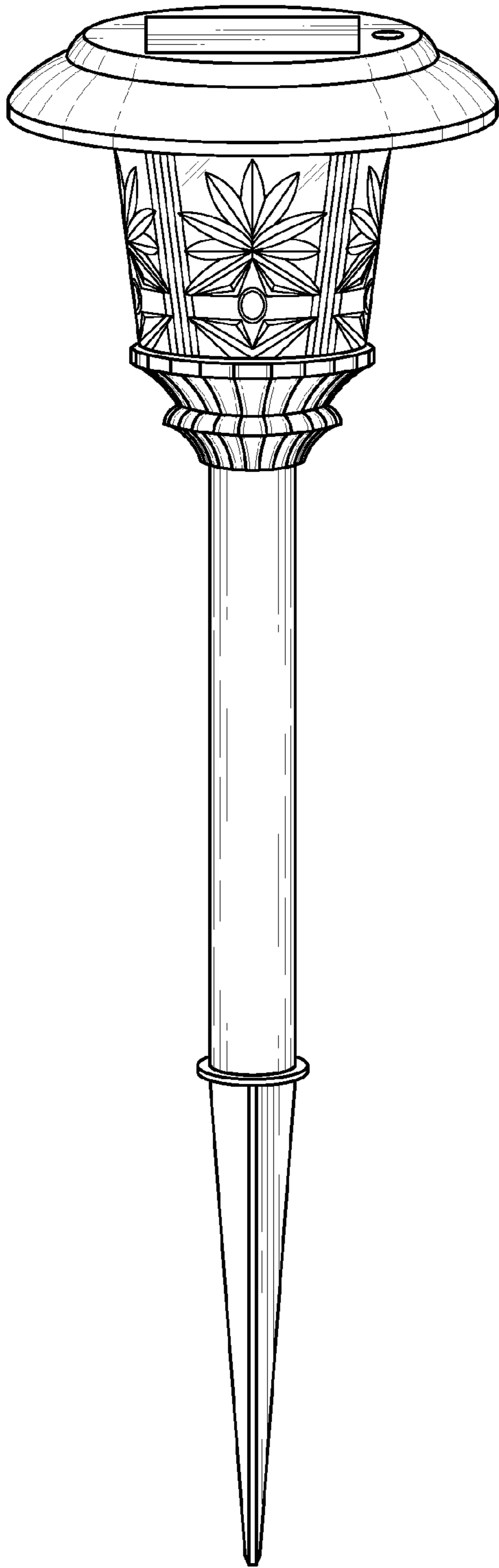
FIG. 3 is a left side elevation view thereof; the right side elevation view being a mirror image thereof;

FIG. 4 is a bottom plan view thereof; and,

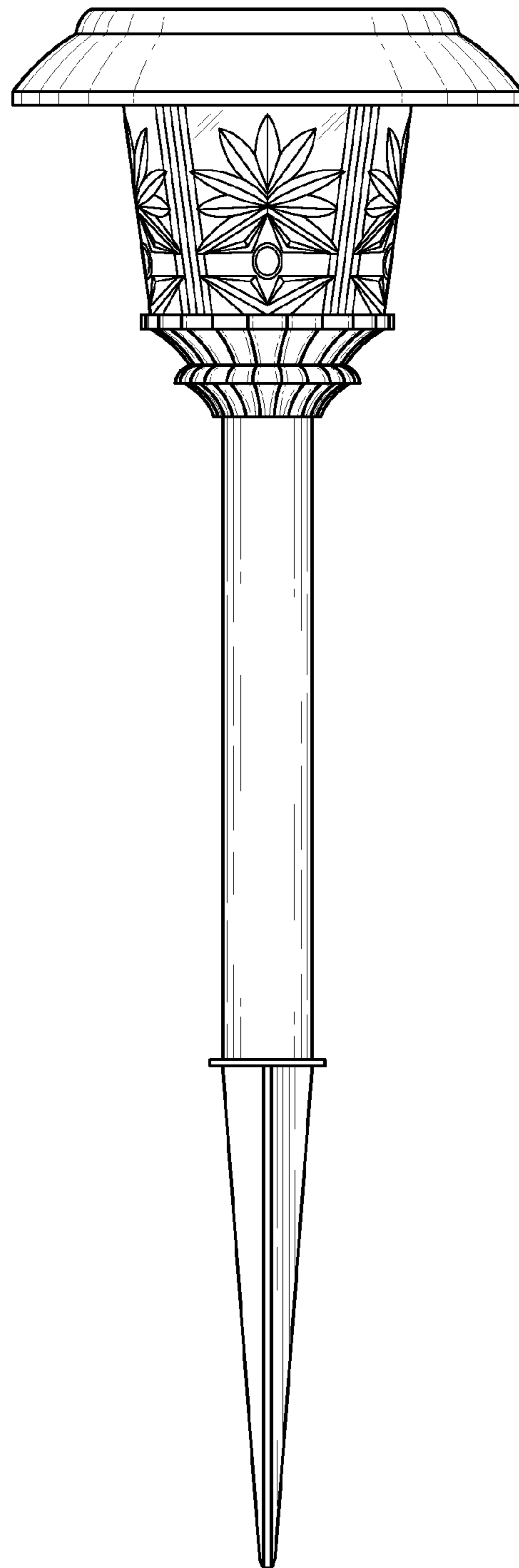
FIG. 5 is a top plan view thereof.

**1 Claim, 2 Drawing Sheets**

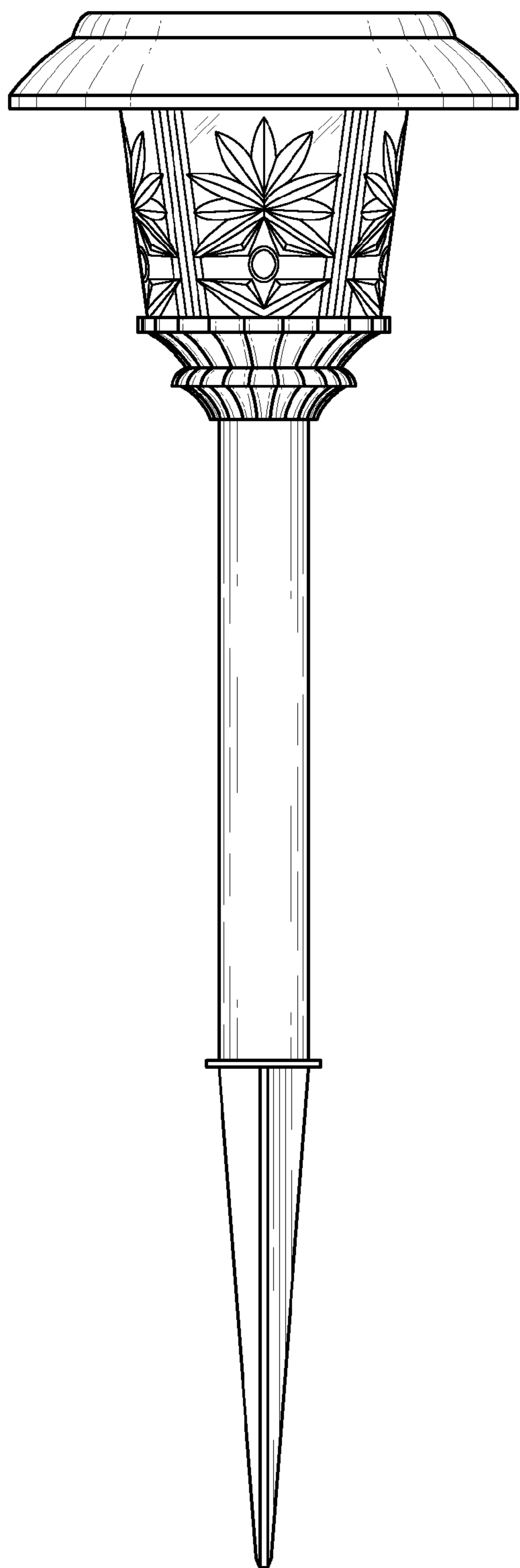




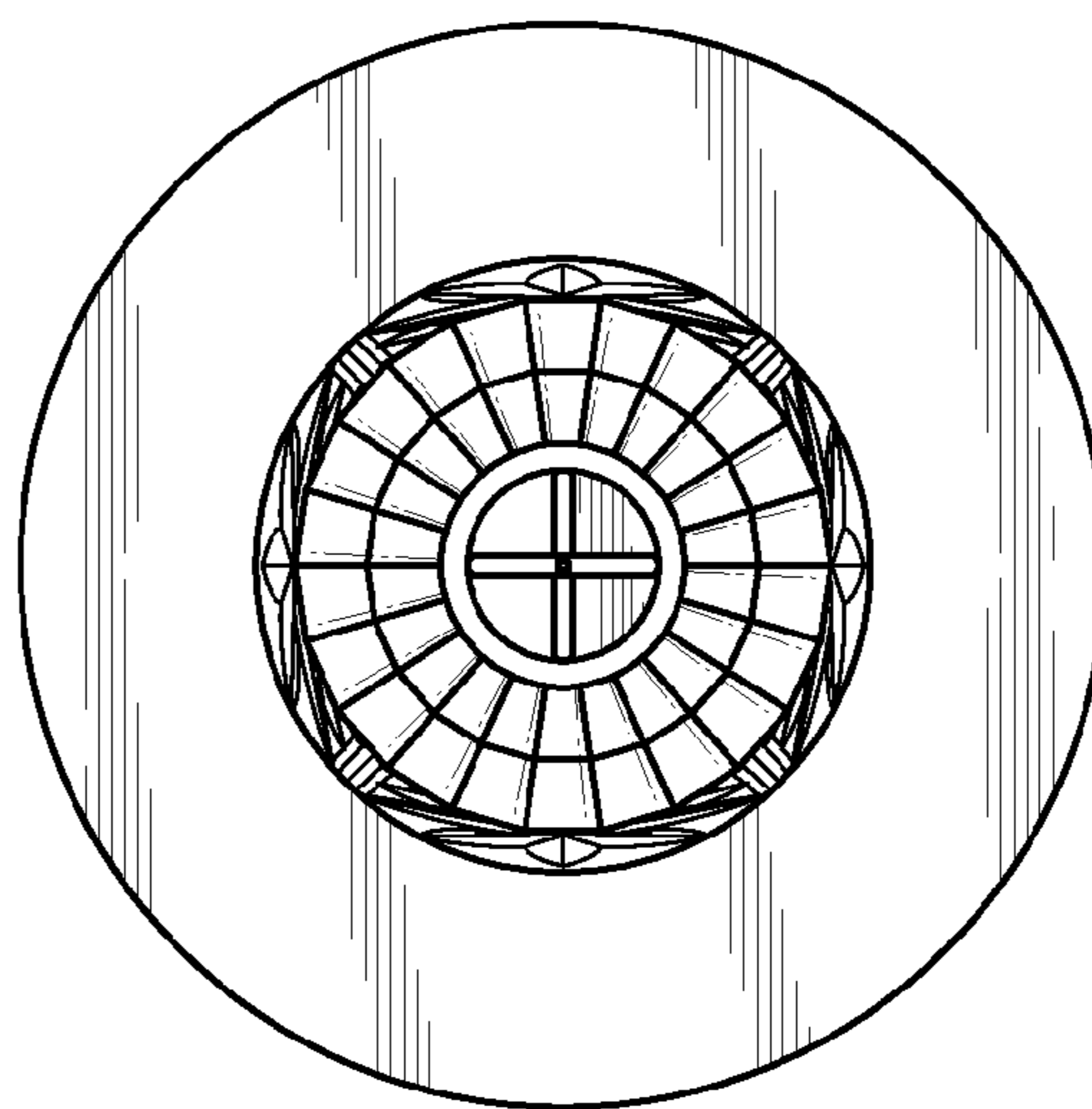
**FIG. 1**



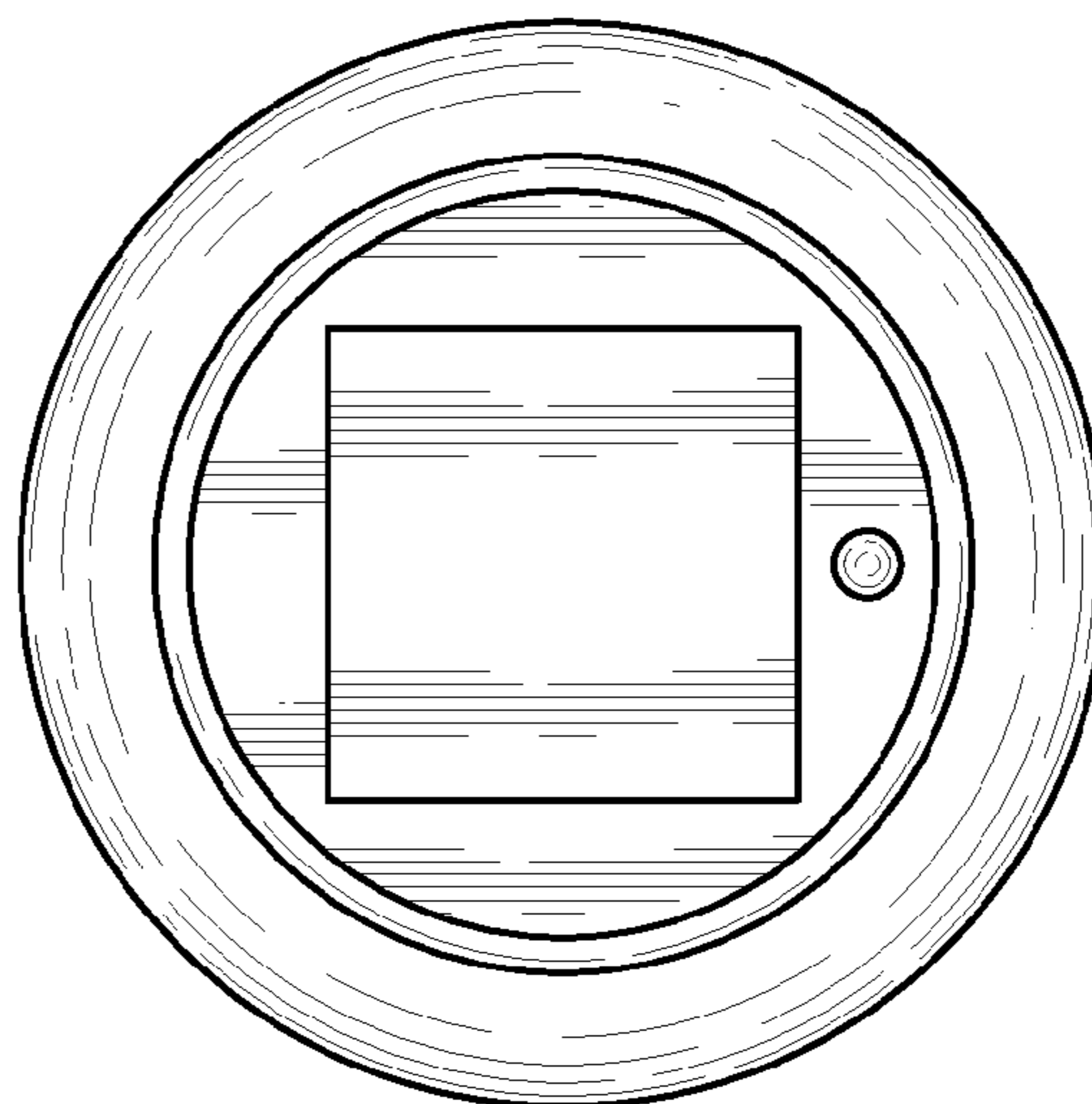
**FIG. 2**



**FIG. 3**



**FIG. 4**



**FIG. 5**