

US00D639474S

(12) **United States Design Patent**
Sun

(10) **Patent No.:** **US D639,474 S**
(45) **Date of Patent:** **** Jun. 7, 2011**

(54) **PORTABLE LAMP**

(76) Inventor: **Yikai Sun**, Shenzhen (CN)

(**) Term: **14 Years**

(21) Appl. No.: **29/358,919**

(22) Filed: **Apr. 1, 2010**

(30) **Foreign Application Priority Data**

Mar. 12, 2010 (CN) 2010 3 0124589

(51) **LOC (9) Cl.** **26-02**

(52) **U.S. Cl.** **D26/48**

(58) **Field of Classification Search** D26/44,
D26/45, 46, 48, 50; 362/157, 158, 171, 184,
362/187-189, 194-199, 208

See application file for complete search history.

(56) **References Cited**

U.S. PATENT DOCUMENTS

D404,154 S *	1/1999	Breit	D26/37
D443,708 S *	6/2001	Lynch et al.	D26/46
D445,935 S *	7/2001	Shing	D26/50
D493,556 S *	7/2004	Yuen	D26/46
D499,827 S *	12/2004	Li	D26/48
D508,749 S *	8/2005	Osiecki et al.	D26/46
D529,650 S *	10/2006	Yuen	D26/46
D532,916 S *	11/2006	Yuen	D26/46
D533,289 S *	12/2006	Yuen	D26/46
D533,673 S *	12/2006	Yuen	D26/46
D534,292 S *	12/2006	Iacovelli et al.	D26/46
D538,958 S *	3/2007	Yuen	D26/46

D539,955 S *	4/2007	Yuen	D26/46
D611,631 S *	3/2010	Hsu	D26/45
D616,580 S *	5/2010	Bertken	D26/48

* cited by examiner

Primary Examiner — Ian Simmons

Assistant Examiner — Carissa C Fitts

(57) **CLAIM**

The ornamental design for a portable lamp, as shown and described.

DESCRIPTION

FIG. 1 is a perspective view of a portable lamp showing my new design;

FIG. 2 is a rear side view of the portable lamp shown in FIG. 1;

FIG. 3 is a top view of the portable lamp depicted in FIG. 1; FIG. 4 is a bottom view of a portable lamp depicted in FIG. 1; FIG. 5 is a left side elevational view of the portable lamp shown in FIG. 1;

FIG. 6 is a right side elevational view of the portable lamp shown in FIG. 1;

FIG. 7 is a front side view of the portable lamp shown in FIG. 1;

FIG. 8 is a another perspective view of the portable lamp shown in FIG. 1;

FIG. 9 is a perspective view of the portable lamp shown in FIG. 1 in an alternate position; and,

FIG. 10 is a perspective view of the portable lamp shown in FIG. 1 in an alternate position.

1 Claim, 5 Drawing Sheets






FIG. 1

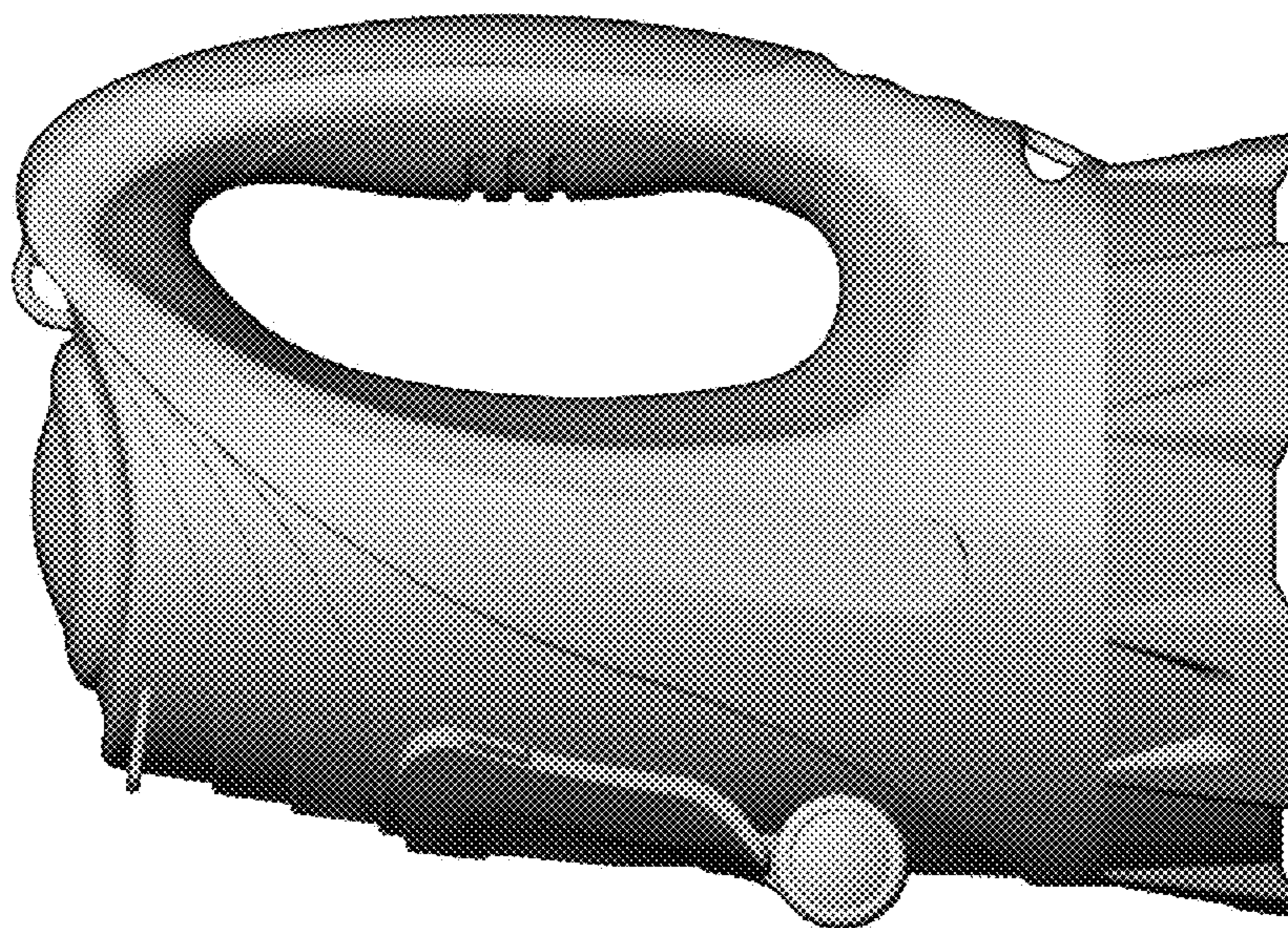


FIG. 2

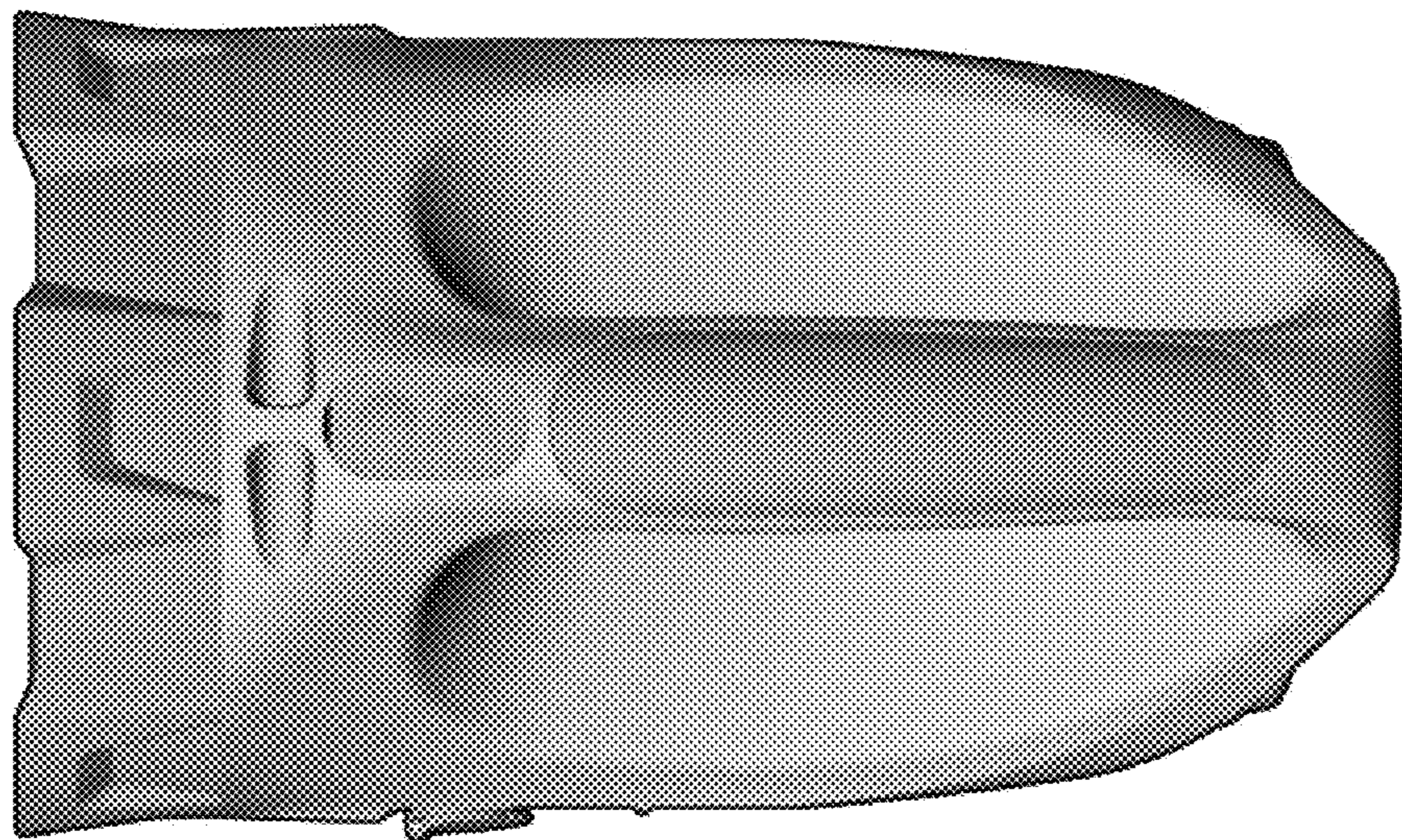


FIG. 3

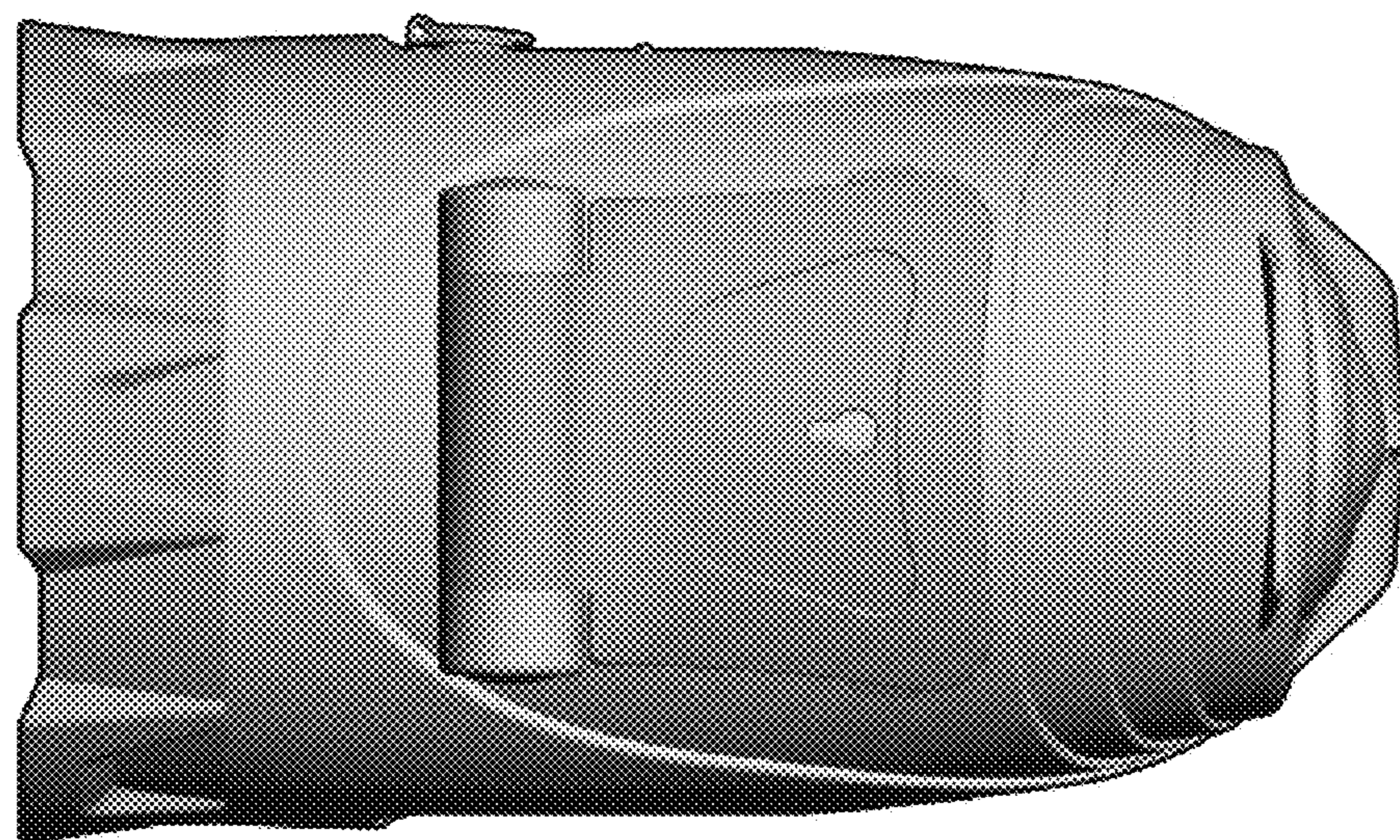


FIG. 4



FIG. 5




FIG. 6




FIG. 7



FIG. 8



FIG. 9

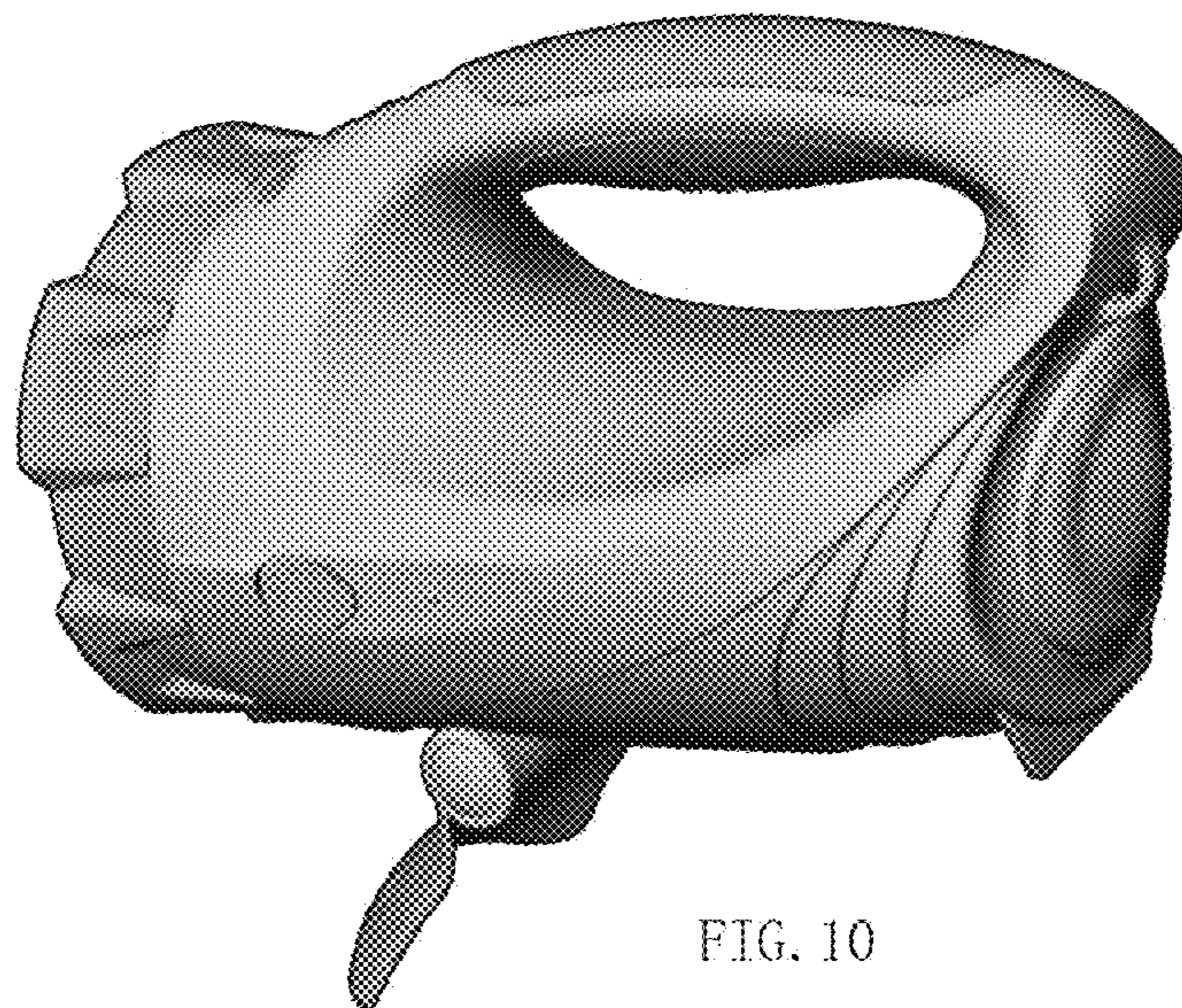


FIG. 10