

US00D639454S

(12) **United States Design Patent**
Thomassen

(10) **Patent No.:** **US D639,454 S**

(45) **Date of Patent:** **** *Jun. 7, 2011**

(54) **PAVING UNIT**

(75) Inventor: **Marcel Thomassen**, Charlemagne (CA)

(73) Assignee: **Transpavé Inc.**, Quebec (CA)

(**) Term: **14 Years**

(21) Appl. No.: **29/329,646**

(22) Filed: **Dec. 18, 2008**

(51) **LOC (9) Cl.** **25-01**

(52) **U.S. Cl.** **D25/113**

(58) **Field of Classification Search** D25/102,
D25/112-118, 136, 138, 152-162, 164;
D21/484-491, 499-502; 405/16, 17, 33,
405/35, 284, 286; 52/503-505, 574, 575,
52/596-605, 609-612; 404/29-31

See application file for complete search history.

(56) **References Cited**

U.S. PATENT DOCUMENTS

D262,742 S *	1/1982	Vesterholt	D25/113
D343,460 S *	1/1994	Hair	D25/113
D365,643 S *	12/1995	Wilhelm	D25/113
D387,182 S *	12/1997	Artajona-Baena	D25/113
D396,901 S *	8/1998	von Langsdorff	D25/113
D399,978 S *	10/1998	Barth et al.	D25/113
D425,628 S *	5/2000	Barth et al.	D25/113
D425,629 S *	5/2000	Abbrancati	D25/113
D486,245 S *	2/2004	Morey	D25/113
D498,543 S *	11/2004	Schmitz et al.	D25/113
D505,733 S *	5/2005	Castonguay et al.	D25/113
D511,012 S *	10/2005	Von Langsdorff	D25/113
D540,954 S *	4/2007	Bouchard	D25/113

D547,882 S *	7/2007	Metten	D25/113
D569,010 S *	5/2008	Strand et al.	D25/113
D574,514 S *	8/2008	Bouchard	D25/113
D574,516 S *	8/2008	Bouchard	D25/113
D582,057 S *	12/2008	Plies	D25/113
2007/0166102 A1 *	7/2007	Cornaz	404/34

FOREIGN PATENT DOCUMENTS

EP 364125 A1 4/1990

* cited by examiner

Primary Examiner — T. Chase Nelson

Assistant Examiner — Anhdao Doan

(74) *Attorney, Agent, or Firm* — Husch Blackwell LLP

(57) **CLAIM**

I claim the ornamental design for a paving unit, as shown and described.

DESCRIPTION

FIG. 1 is a perspective view of a paving unit according to the present design;

FIG. 2 is a top view thereof;

FIG. 3 is front view thereof;

FIG. 4 is a rear view thereof;

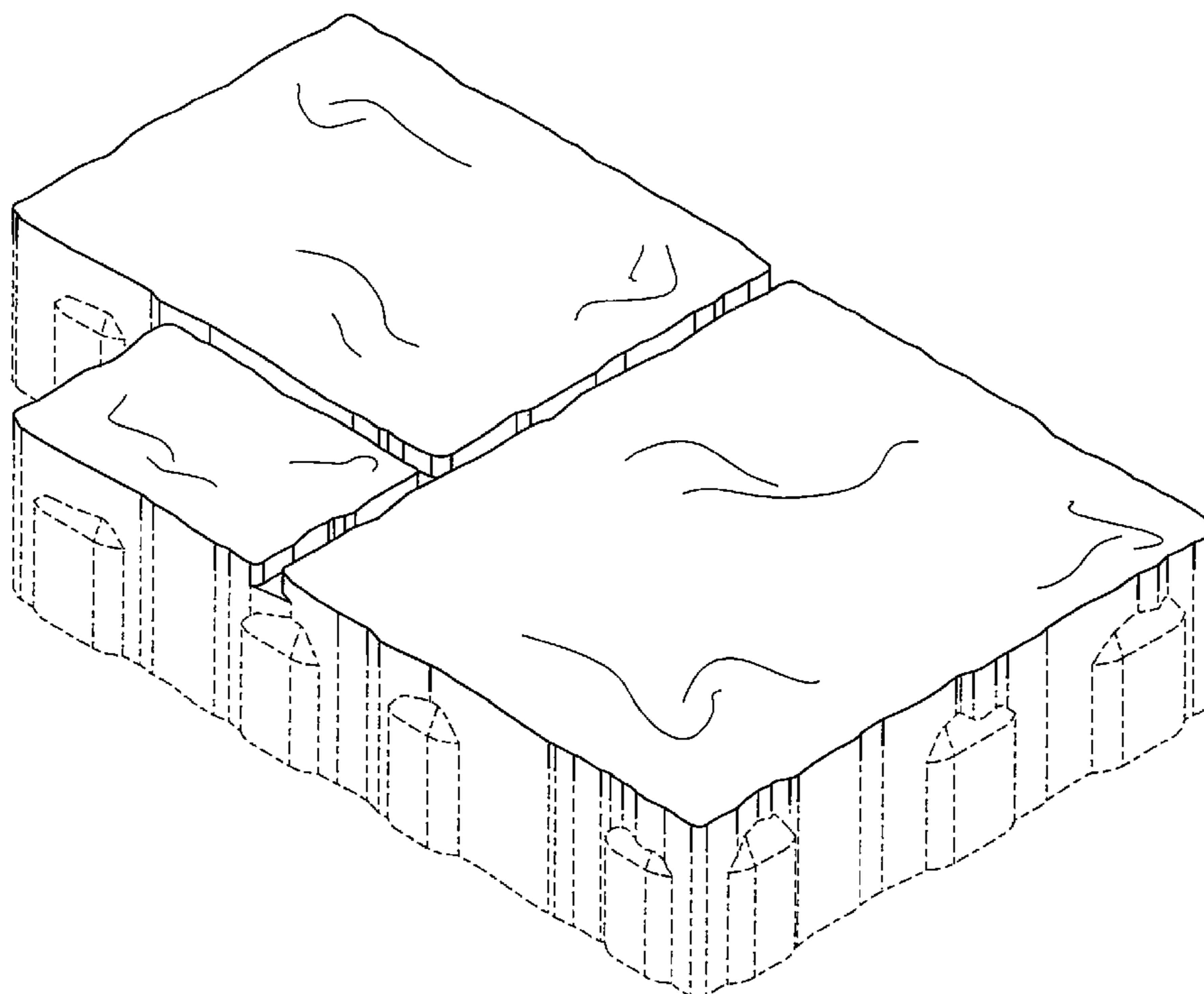
FIG. 5 is right side view thereof;

FIG. 6 is left side view thereof; and,

FIG. 7 is a top view thereof with other paving units shown in broken lines.

The broken lines illustrate portions of the paving unit that form no part of the claimed design. The lines on the top surface of the paving unit as shown in FIGS. 1, 2 and 7 are lines on the surface of the block.

1 Claim, 5 Drawing Sheets



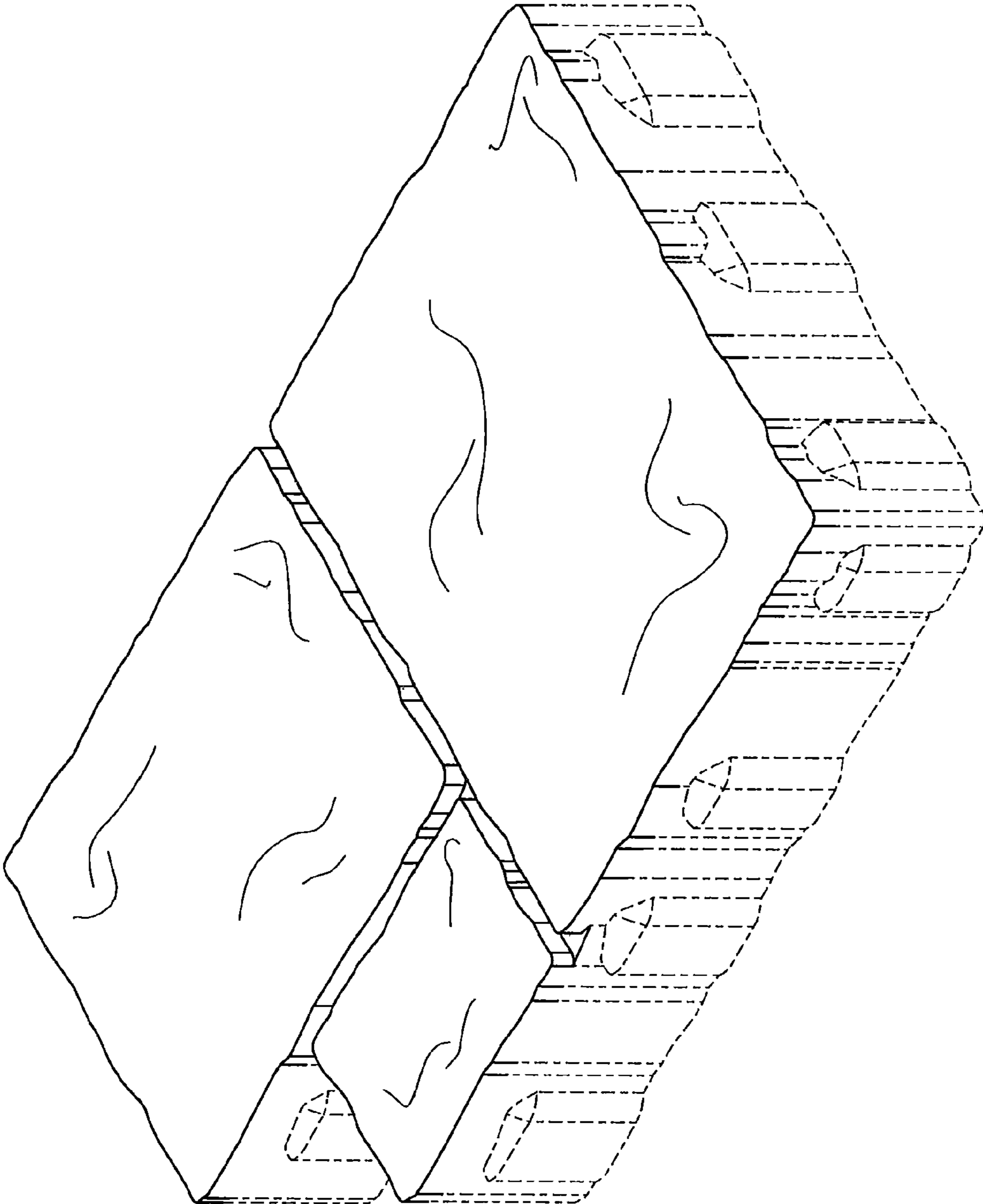


FIG. 1

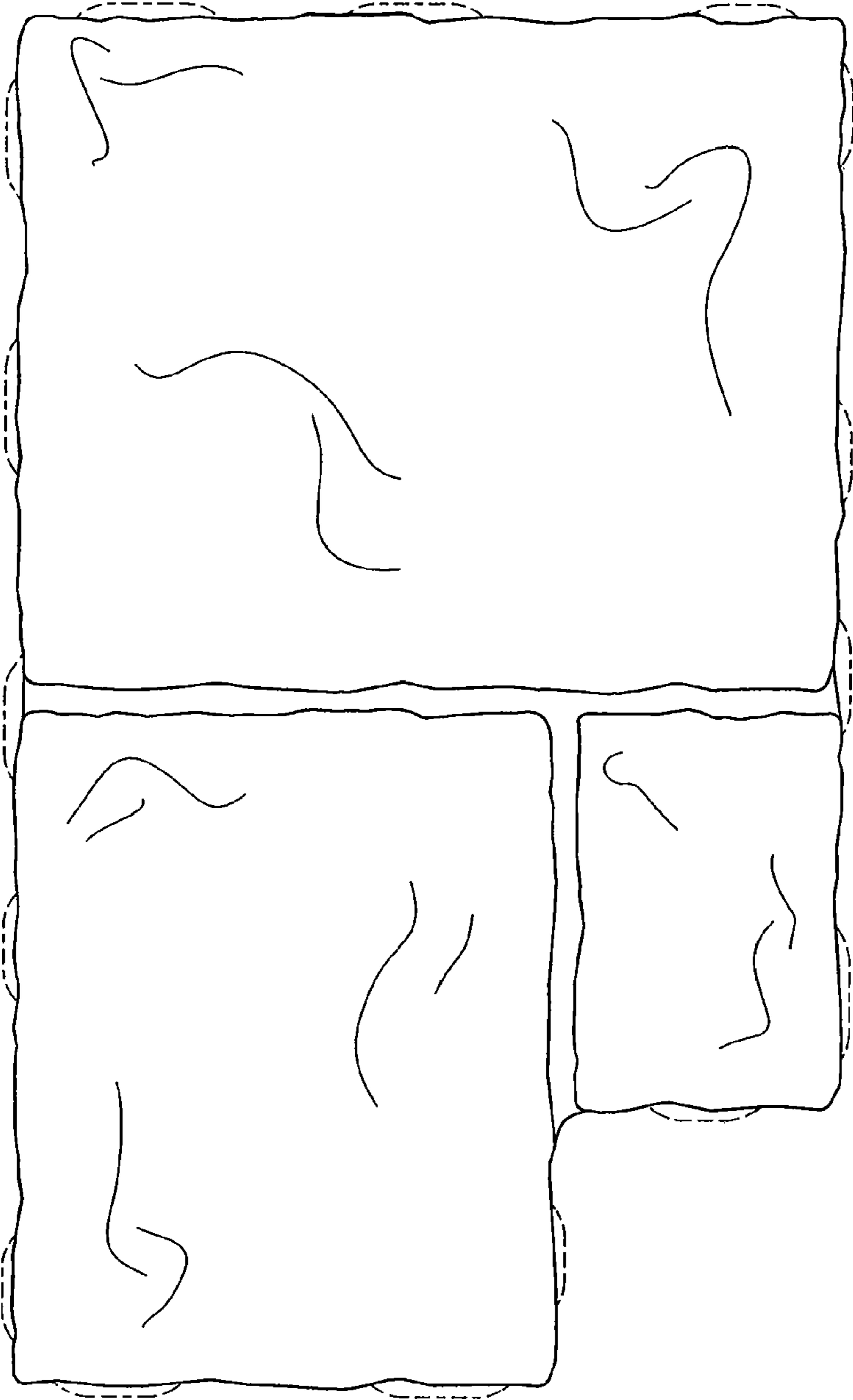


FIG. 2

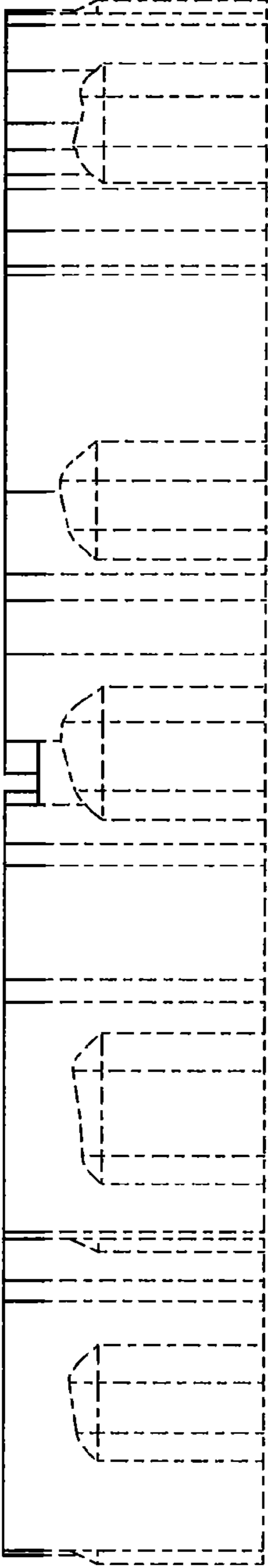


FIG. 3

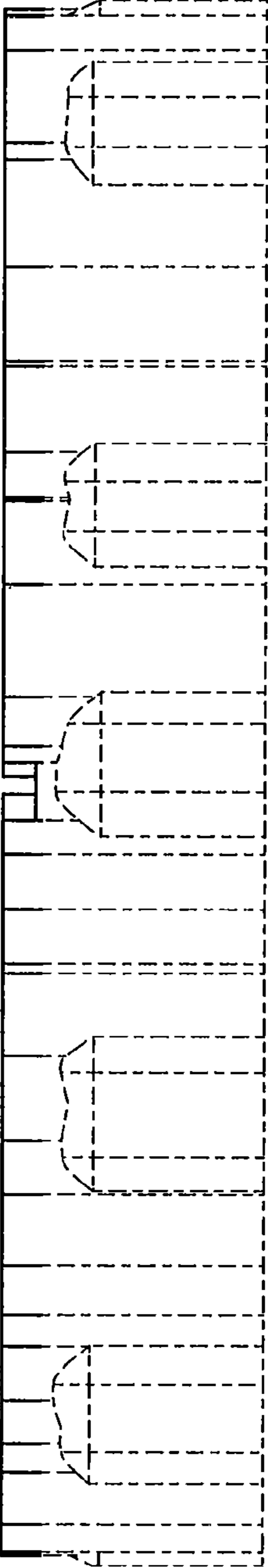


FIG. 4

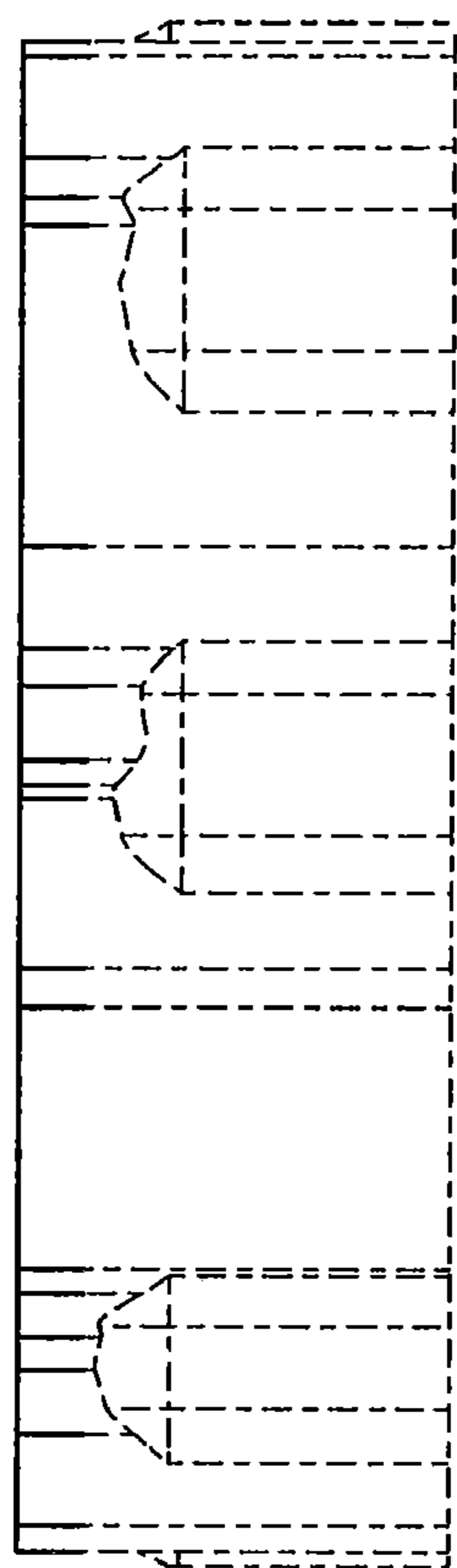


FIG. 5

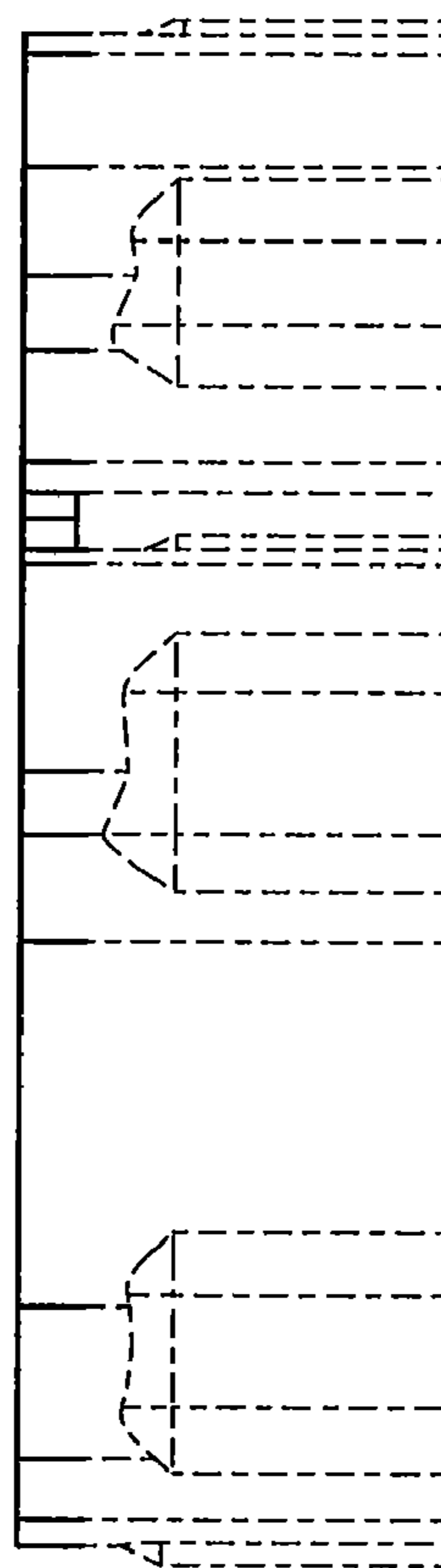


FIG. 6




FIG. 7