



US00D639448S

(12) **United States Design Patent**
Grainger

(10) **Patent No.:** **US D639,448 S**

(45) **Date of Patent:** **** Jun. 7, 2011**

(54) **SUPPORT FRAME**

(76) **Inventor:** **Allan Grainger**, Merthyr Tydfil (GB)

(**) **Term:** **14 Years**

(21) **Appl. No.:** **29/351,031**

(22) **Filed:** **Nov. 30, 2009**

(51) **LOC (9) Cl.** **25-03**

(52) **U.S. Cl.** **D25/1**

(58) **Field of Classification Search** 25/1; 312/107;
211/151, 186, 10, 59.2, 134, 188, 194; 52/79.5;
414/276; 108/53.1; D25/61

See application file for complete search history.

5,150,484 A	9/1992	Whitten, Jr.	
5,190,171 A *	3/1993	Christman, Jr.	211/188
5,211,461 A	5/1993	Teufel et al.	
5,262,923 A	11/1993	Batta et al.	
5,281,063 A	1/1994	Austin, III	
5,325,975 A	7/1994	Brown et al.	
5,452,811 A	9/1995	Taravella et al.	
5,531,352 A	7/1996	Kraft et al.	
5,641,082 A	6/1997	Grainger	
5,671,854 A	9/1997	Thomas	
5,706,614 A *	1/1998	Wiley et al.	52/79.1

(Continued)

FOREIGN PATENT DOCUMENTS

DE 23 44 186 9/1973

(Continued)

OTHER PUBLICATIONS

U.S. Appl. No. 29/350,360, Allan Grainger.

(Continued)

(56) **References Cited**

U.S. PATENT DOCUMENTS

1,252,816 A	1/1918	Kuehl	
2,891,639 A	6/1959	Betts	
2,986,284 A *	5/1961	Colbert	211/134
3,337,061 A *	8/1967	Caudell	211/134
3,529,878 A	9/1970	Blowers	
3,533,502 A	10/1970	Hansen	
3,664,513 A *	5/1972	Atwater	211/134
3,784,054 A	1/1974	Mautz	
3,785,502 A *	1/1974	Konstant	211/134
3,857,494 A *	12/1974	Giardini	211/194
3,865,250 A *	2/1975	Jay	211/194
3,902,270 A	9/1975	Molenaar	
3,929,229 A *	12/1975	Pamer	211/134
3,984,163 A	10/1976	Boorman, Jr. et al.	
4,186,841 A	2/1980	Buckley et al.	
4,191,436 A	3/1980	Cherry	
4,213,532 A	7/1980	Eggert et al.	
4,240,359 A *	12/1980	Howe	108/53.1
4,398,653 A	8/1983	Daloisio	
4,482,066 A	11/1984	Dykstra	
4,799,620 A	1/1989	Vilella	
4,836,395 A	6/1989	Goutille	
4,895,256 A	1/1990	Johnston	
5,147,120 A	9/1992	Ray	

Primary Examiner — T. Chase Nelson

Assistant Examiner — Kathleen M Sims

(74) *Attorney, Agent, or Firm* — King & Schickli, PLLC

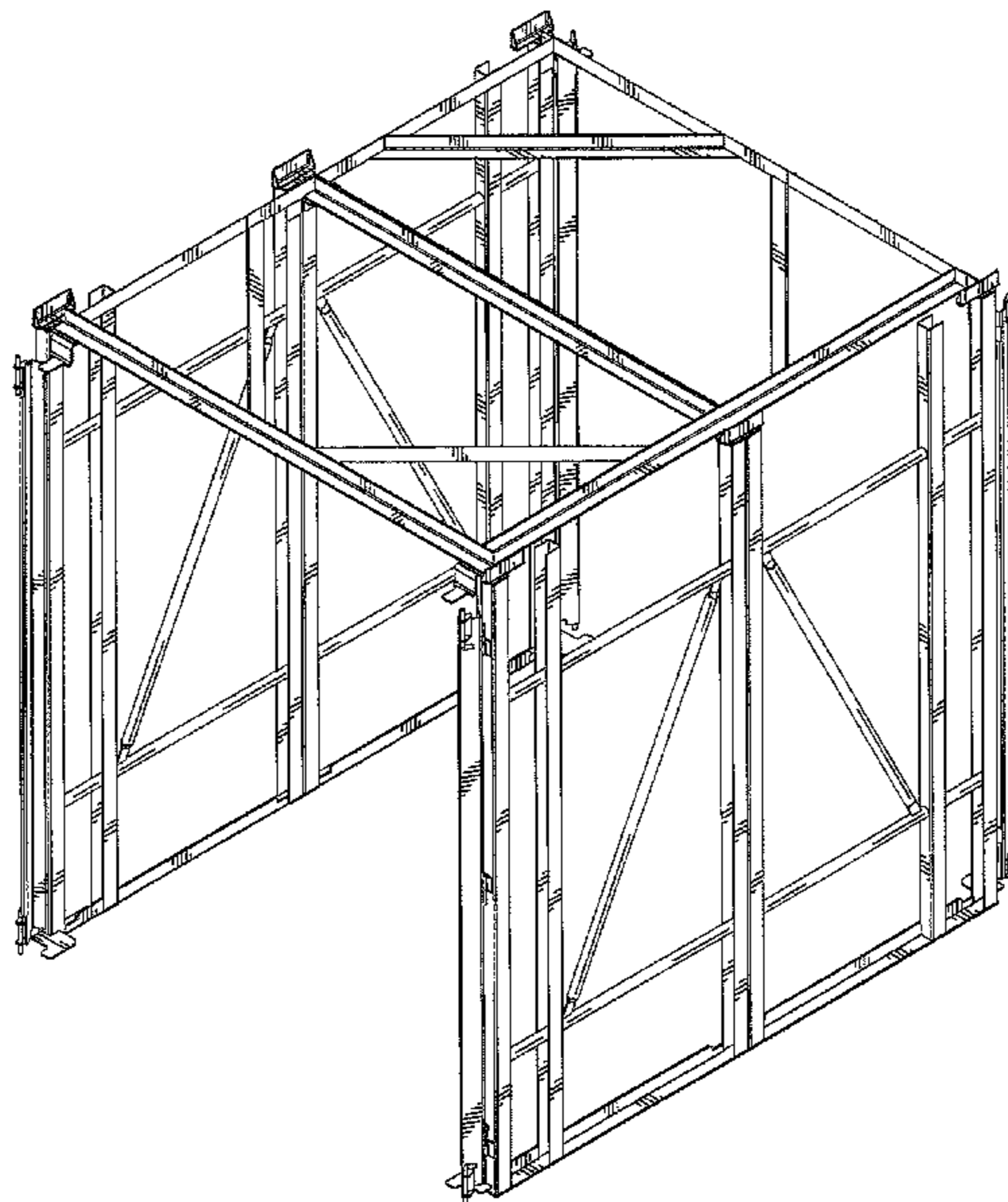
(57) **CLAIM**

The ornamental design for a support frame, as shown and described.

DESCRIPTION

FIG. 1 is a perspective view of the support frame showing my new design;
FIG. 2 is a front view thereof, the rear view being a mirror image thereof;
FIG. 3 is a right side view thereof; the left side view being a mirror image thereof; and,
FIG. 4 is a top view thereof.

1 Claim, 4 Drawing Sheets



US D639,448 S

Page 2

U.S. PATENT DOCUMENTS

5,709,443 A 1/1998 Lautenschlager
5,709,512 A 1/1998 Smith
6,042,321 A * 3/2000 Labell 414/276
6,059,130 A 5/2000 Grainger
6,168,249 B1 1/2001 Chien
6,209,979 B1 4/2001 Fall et al.
6,422,399 B1 7/2002 Castillo et al.
6,619,772 B2 9/2003 Dierbeck
6,702,124 B2 3/2004 Lauchner et al.
6,726,041 B2 * 4/2004 Dunn 211/194
6,726,164 B1 4/2004 Baiza et al.
D502,547 S * 3/2005 Hawes D25/33
6,863,003 B2 3/2005 Grainger
6,938,967 B2 9/2005 Dubon et al.
6,962,397 B2 11/2005 Dobler et al.
7,140,502 B2 11/2006 Grainger
7,438,195 B2 * 10/2008 Beck 211/194
7,481,504 B2 1/2009 Chen et al.
2002/0153682 A1 10/2002 Gruber
2003/0146361 A1 8/2003 Grainger
2004/0108797 A1 6/2004 Chen et al.
2004/0112260 A1 6/2004 Grainger
2004/0149754 A1 8/2004 Diamant
2004/0232097 A1 11/2004 Grainger
2006/0049197 A1 3/2006 Grainger
2006/0249509 A1 * 11/2006 Solano 220/1.5
2006/0266726 A1 11/2006 Swanson
2007/0278169 A1 12/2007 Grainger

2007/0278918 A1 12/2007 Grainger
2008/0012456 A1 1/2008 Judge et al.
2008/0203873 A1 8/2008 Lautenschlager
2008/0264304 A1 10/2008 Grainger
2009/0060700 A1 3/2009 Grainger
2010/0012607 A1 1/2010 Grainger

FOREIGN PATENT DOCUMENTS

DE 37 20 409 7/1988
DE 201 17 805 5/2002
EP 0 791 312 8/1997
FR 1 328 018 9/1963
FR 2 753 891 4/1998
GB 1002071 8/1965
GB 1145532 3/1969
GB 2 353 012 2/2001
JP 2000-168779 6/2000
SE 459 146 6/1989

OTHER PUBLICATIONS

U.S. Appl. No. 29/350,362, Allan Grainger.
U.S. Appl. No. 29/350,366, Allan Grainger.
U.S. Appl. No. 39/350,368, Allan Grainger.
Mobile Shelter Systems, <http://web.archive.org/web/20040415125838/http://www.mssno.com/> Products: Storage Transport and Frame: Q-STF, Apr. 15, 2004.

* cited by examiner

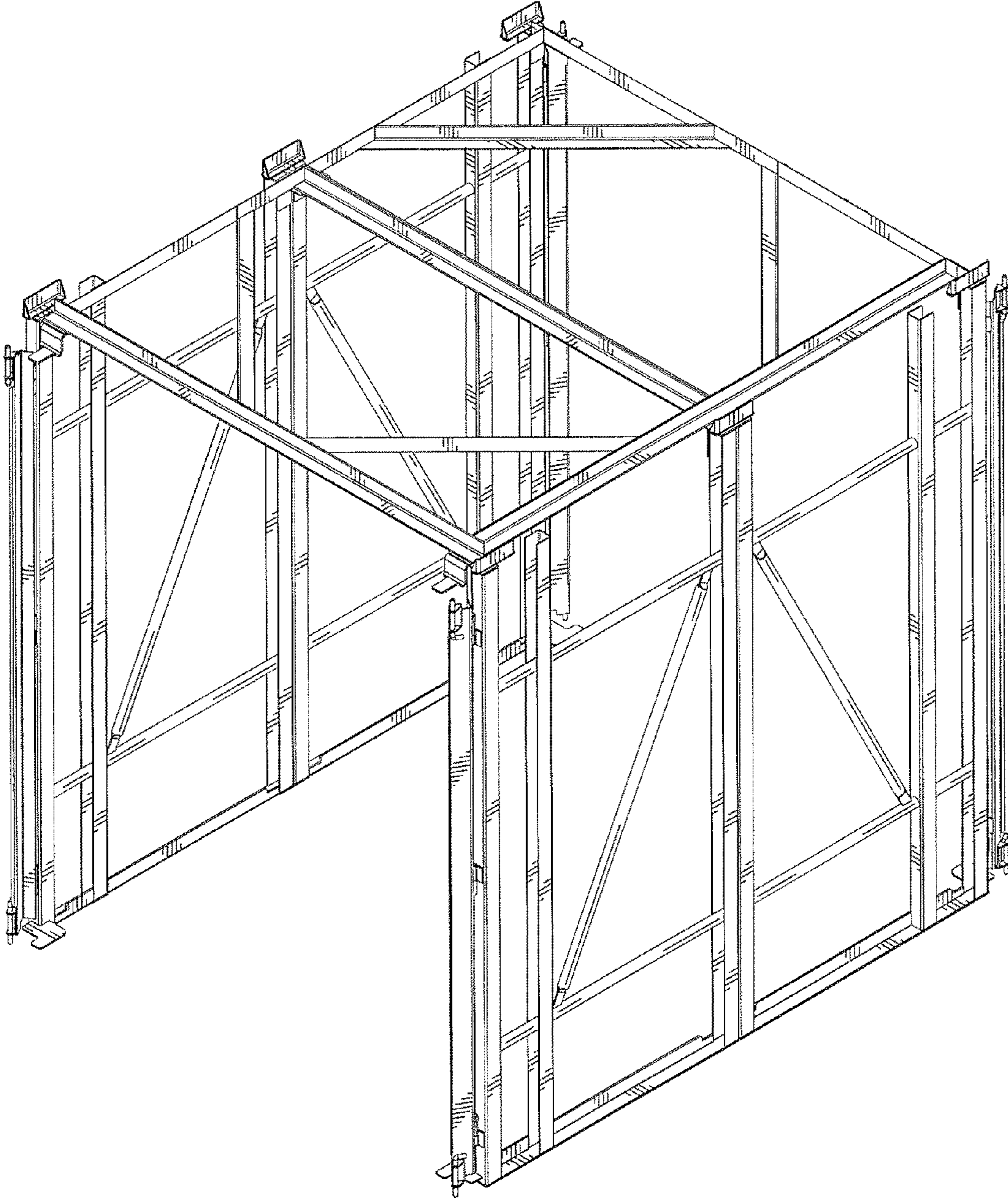


FIG. 1




FIG. 2

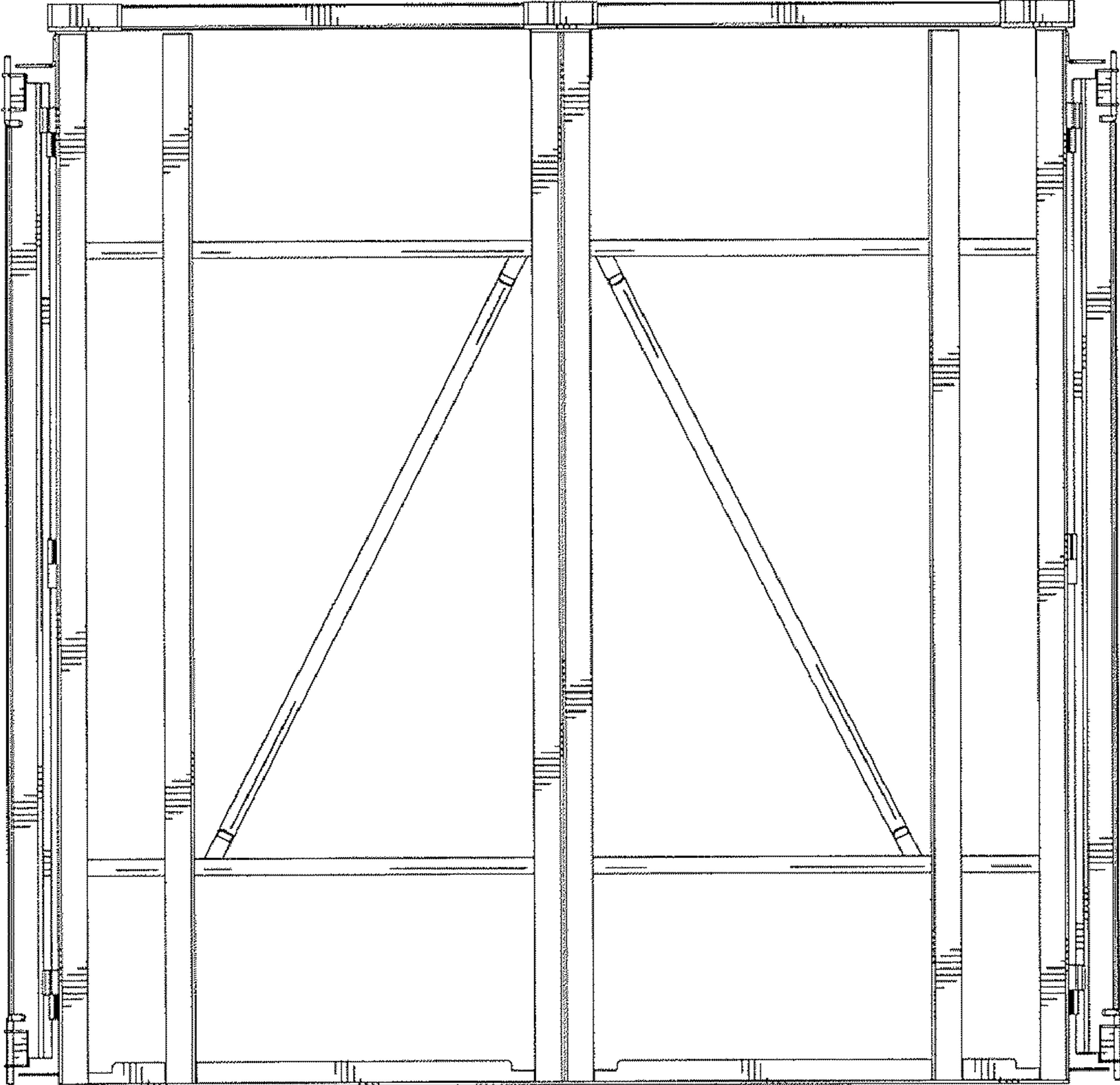


FIG. 3

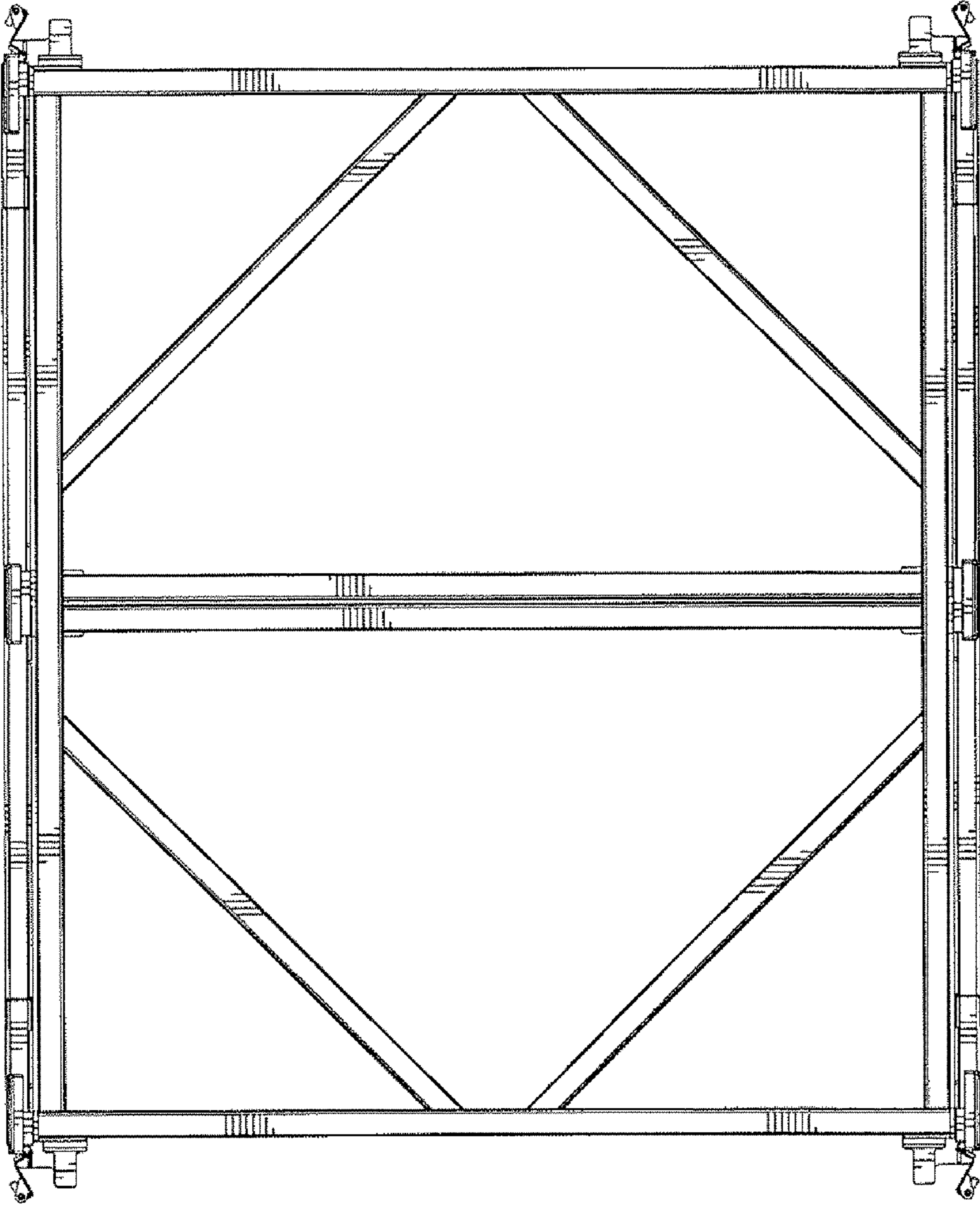


FIG. 4