



US00D639447S

(12) **United States Design Patent**
Karpiloff

(10) **Patent No.:** **US D639,447 S**

(45) **Date of Patent:** **** Jun. 7, 2011**

(54) **SPECIMEN TUBE TRAY**

(75) **Inventor:** **Kenneth Mark Karpiloff**, Mamaroneck,
NY (US)

(73) **Assignee:** **Becton, Dickinson and Company**,
Franklin Lakes, NJ (US)

(**) **Term:** **14 Years**

(21) **Appl. No.:** **29/280,728**

(22) **Filed:** **Jun. 5, 2007**

(51) **LOC (9) Cl.** **24-02**

(52) **U.S. Cl.** **D24/230**

(58) **Field of Classification Search** D24/216,
D24/224-232; 422/553; 211/69, 71, 74,
211/71.01; 356/246

See application file for complete search history.

(56) **References Cited**

U.S. PATENT DOCUMENTS

D246,466	S	*	11/1977	Attree et al.	D24/226
D264,810	S	*	6/1982	Voltmann	D24/230
D283,162	S	*	3/1986	Godsey	D24/226
D302,207	S	*	7/1989	Matkovich	D24/226
5,048,957	A	*	9/1991	Berthold et al.	356/246
5,487,872	A	*	1/1996	Hafeman et al.	422/553
D414,271	S	*	9/1999	Mendoza	D24/227
D420,142	S	*	2/2000	Ballin et al.	D24/230
D420,743	S	*	2/2000	Monks	D24/224

D448,854	S	*	10/2001	Kuiper et al.	D24/230
D461,554	S	*	8/2002	Lafond et al.	D24/230
D466,219	S	*	11/2002	Wynschenk et al.	D24/227
D469,544	S	*	1/2003	Lafond et al.	D24/224
D529,622	S	*	10/2006	Hadjis et al.	D24/229
D533,948	S	*	12/2006	Schaub et al.	D24/229

* cited by examiner

Primary Examiner — T. Chase Nelson

Assistant Examiner — Mark Cavanna

(74) *Attorney, Agent, or Firm* — The Webb Law Firm

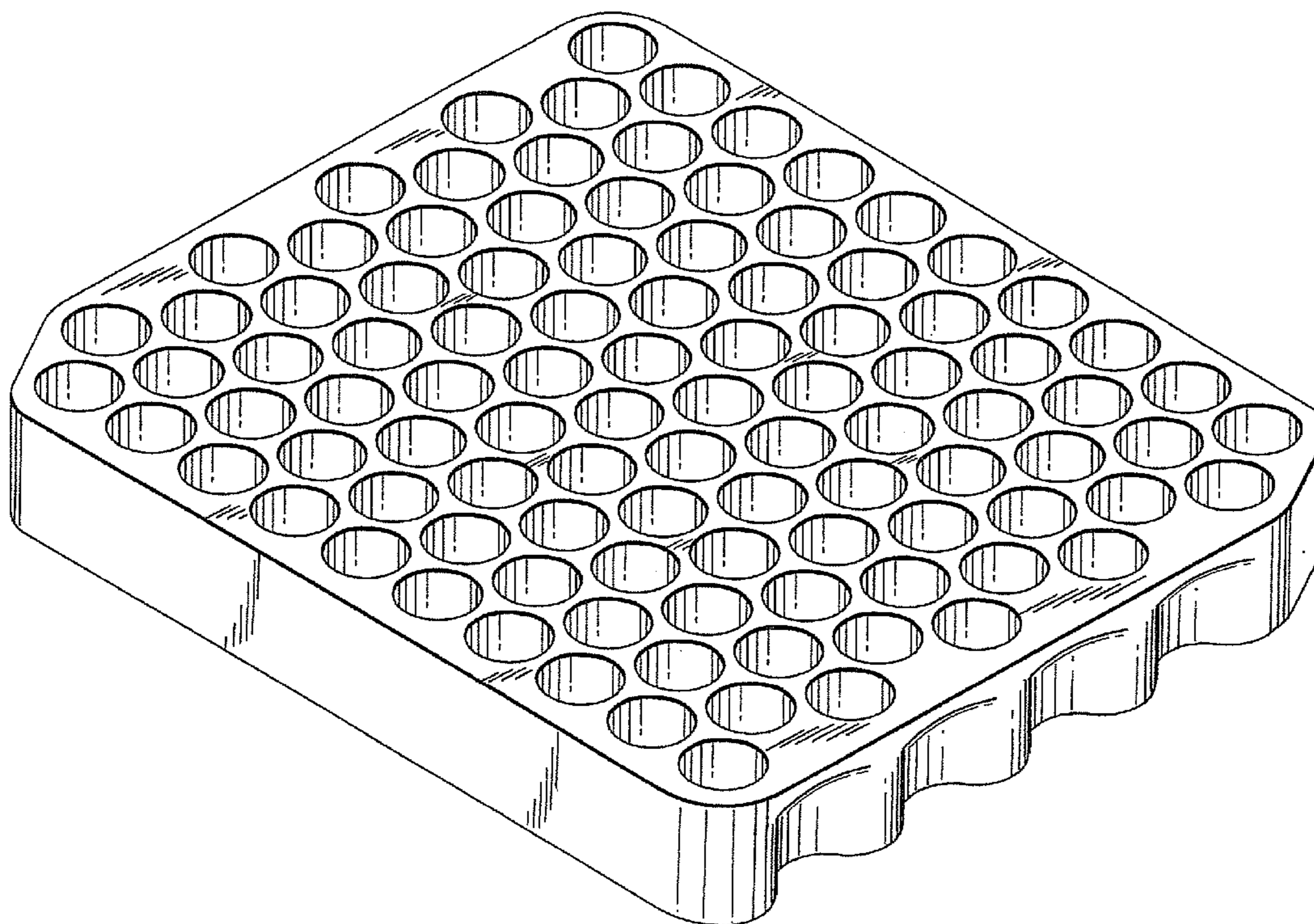
(57) **CLAIM**

The ornamental design for a specimen tube tray, as shown and described.

DESCRIPTION

FIG. 1 is a perspective view of the specimen tube tray showing my new design;
FIG. 2 is a top view thereof;
FIG. 3 is a left elevational view thereof, with the right elevational view being identical;
FIG. 4 is a front elevational view thereof, with the back elevational view being identical;
FIG. 5 is a bottom view thereof; and,
FIG. 6 is a cross-sectional view taken along line 6—6 of FIG. 2.

1 Claim, 4 Drawing Sheets



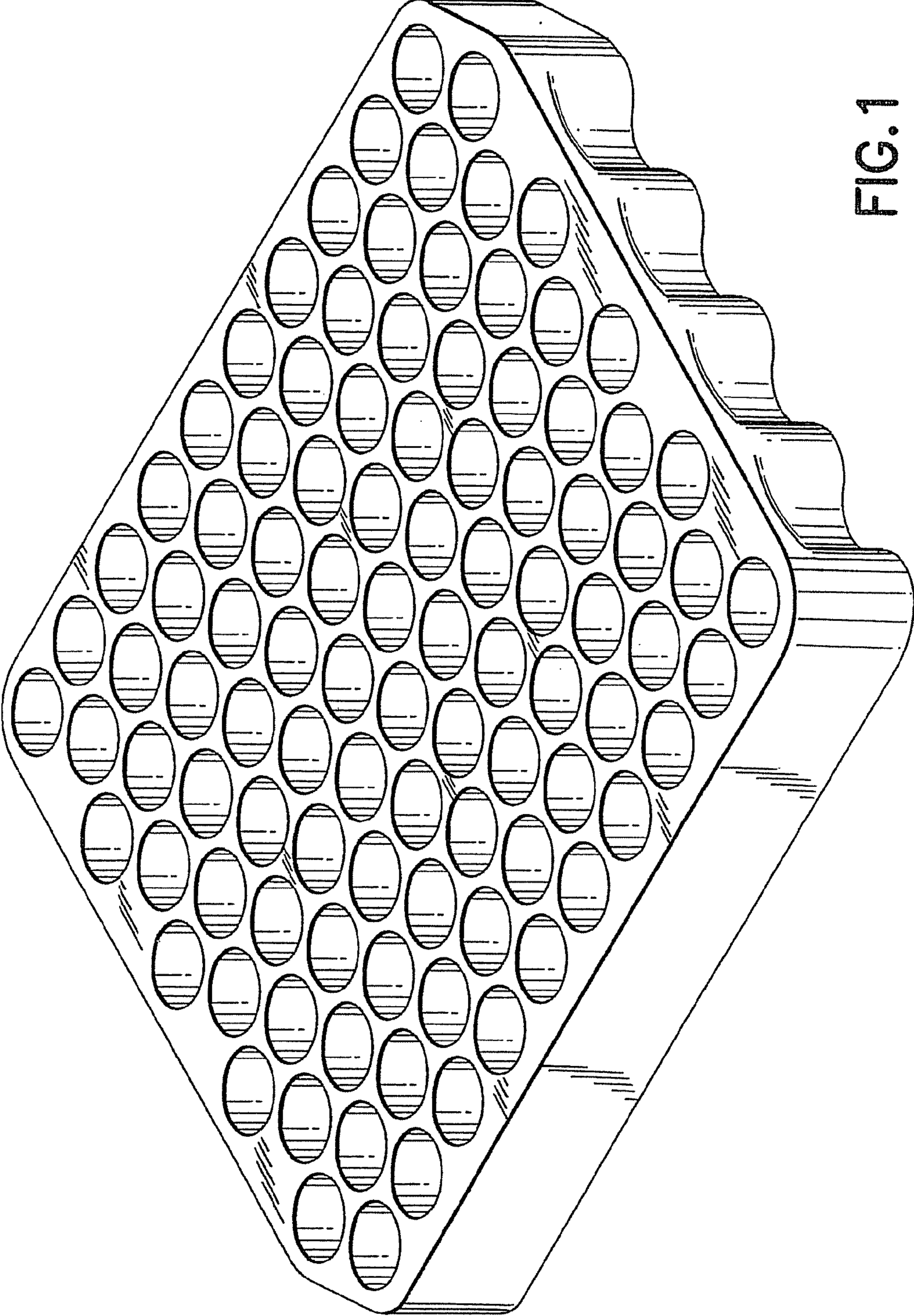


FIG. 1




FIG. 2

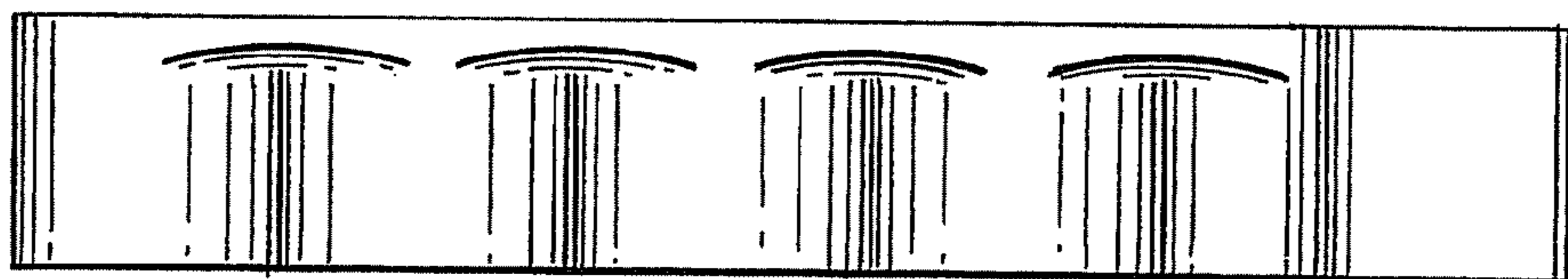


FIG. 3




FIG. 4

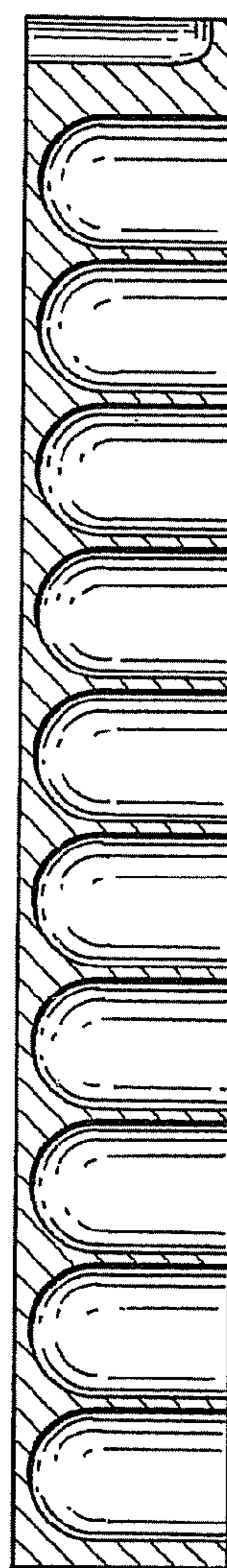


FIG. 6




FIG.5