



US00D639439S

(12) **United States Design Patent**  
**Raad**

(10) **Patent No.:** **US D639,439 S**

(45) **Date of Patent:** **\*\* Jun. 7, 2011**

(54) **ORAL SLEEP APPLIANCE-UPPER COMPONENT**

(75) Inventor: **Walid Raad**, Brooklyn, NY (US)

(73) Assignee: **Respire Medical Holdings, LLC**, New York, NY (US)

(\*\*) Term: **14 Years**

(21) Appl. No.: **29/360,326**

(22) Filed: **Apr. 23, 2010**

(51) **LOC (9) Cl.** ..... **24-02**

(52) **U.S. Cl.** ..... **D24/180**

(58) **Field of Classification Search** ..... D24/180,  
D24/176-177, 181-182, 155-157, 107, 133;  
D29/100, 108; 602/902; 128/848, 859, 863;  
433/6, 18-19, 44, 168.1

See application file for complete search history.

(56) **References Cited**

**U.S. PATENT DOCUMENTS**

5,611,355 A \* 3/1997 Hilsen ..... 128/848  
D397,442 S \* 8/1998 Kittelsen ..... D24/180  
6,766,802 B1 \* 7/2004 Keropian ..... 128/848  
D541,481 S \* 4/2007 Farrell ..... D29/108

D594,125 S \* 6/2009 Lesniak ..... D24/181  
D614,304 S \* 4/2010 Jansheski ..... D24/180  
2007/0283967 A1 \* 12/2007 Bailey ..... 128/848  
2010/0261133 A1 \* 10/2010 Lax ..... 433/215

\* cited by examiner

*Primary Examiner* — Ian Simmons

*Assistant Examiner* — Wan Laymon

(74) *Attorney, Agent, or Firm* — Ralph D. Chabot

(57) **CLAIM**

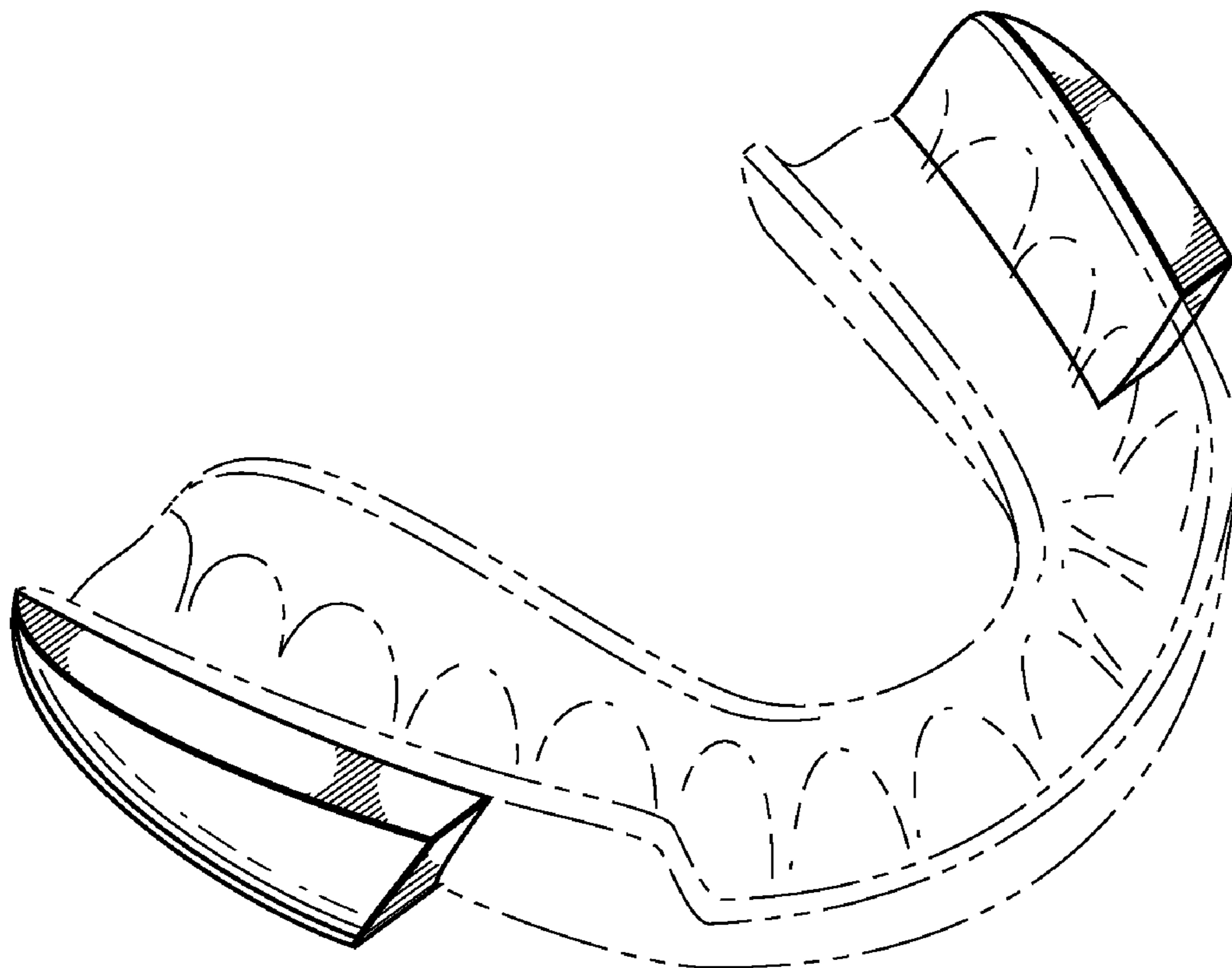
The ornamental design for an oral sleep appliance—upper component, as shown and described.

**DESCRIPTION**

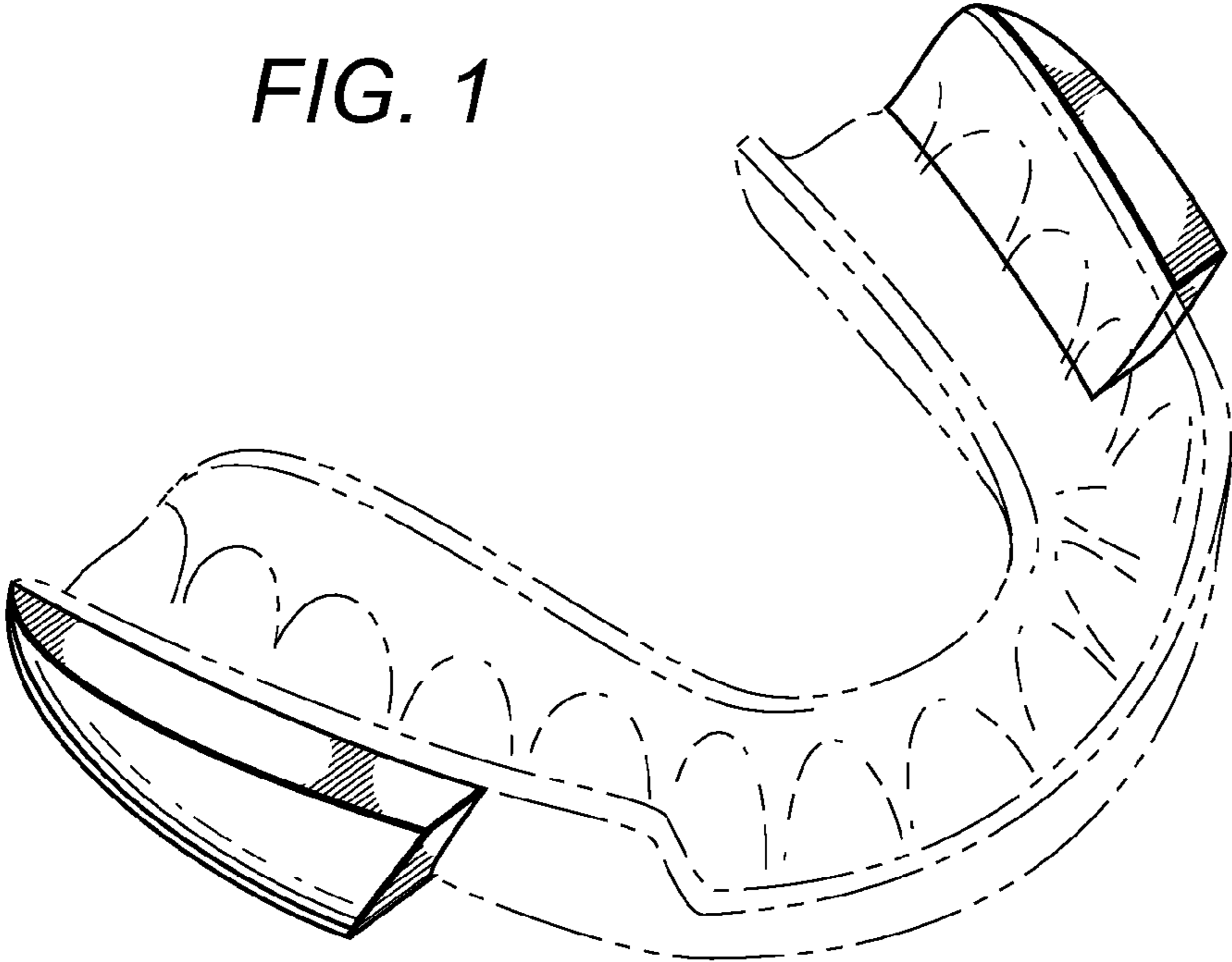
FIG. 1 is a top, front, left side perspective view of an oral sleep appliance—upper component showing my new design; FIG. 2 is a front elevation thereof; FIG. 3 is a rear elevation thereof; FIG. 4 is a right side elevation thereof; FIG. 5 is a top plan view thereof; and, FIG. 6 is a bottom plan view thereof.

The broken line portion of the figure drawings is included to show unclaimed subject matter only and forms no part of the claimed design.

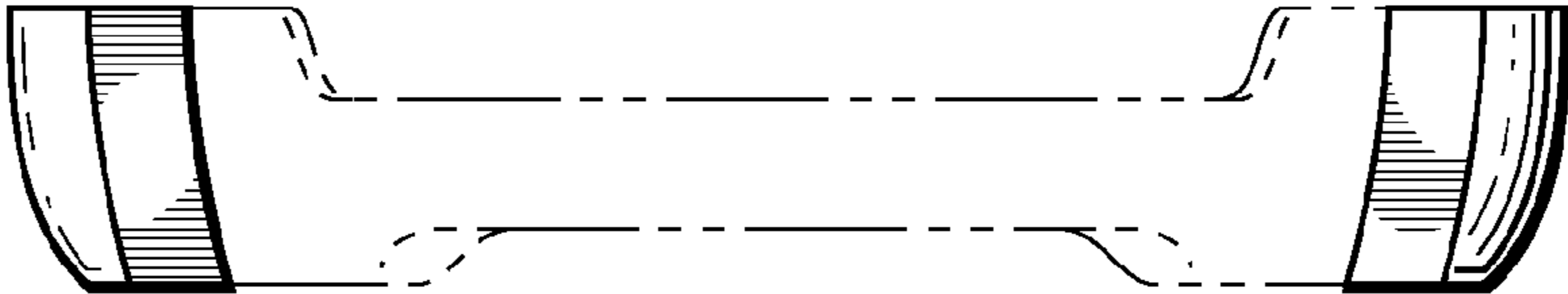
**1 Claim, 2 Drawing Sheets**



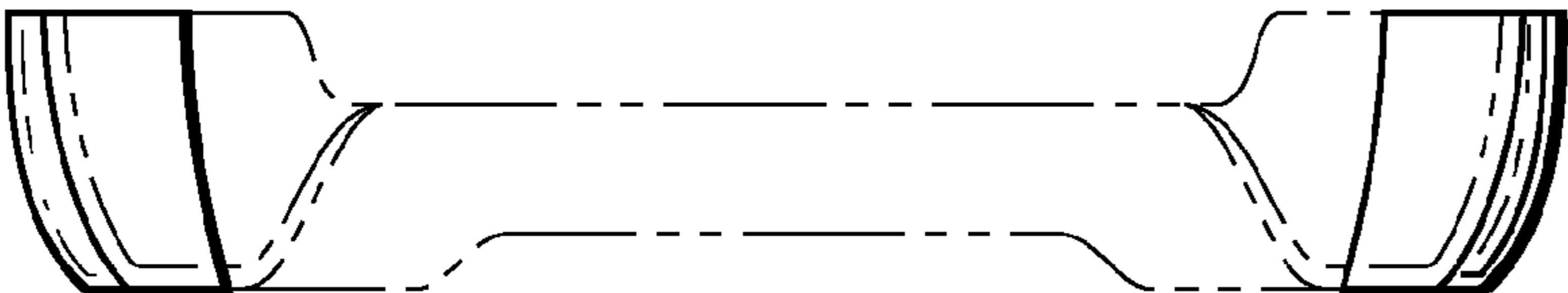
*FIG. 1*



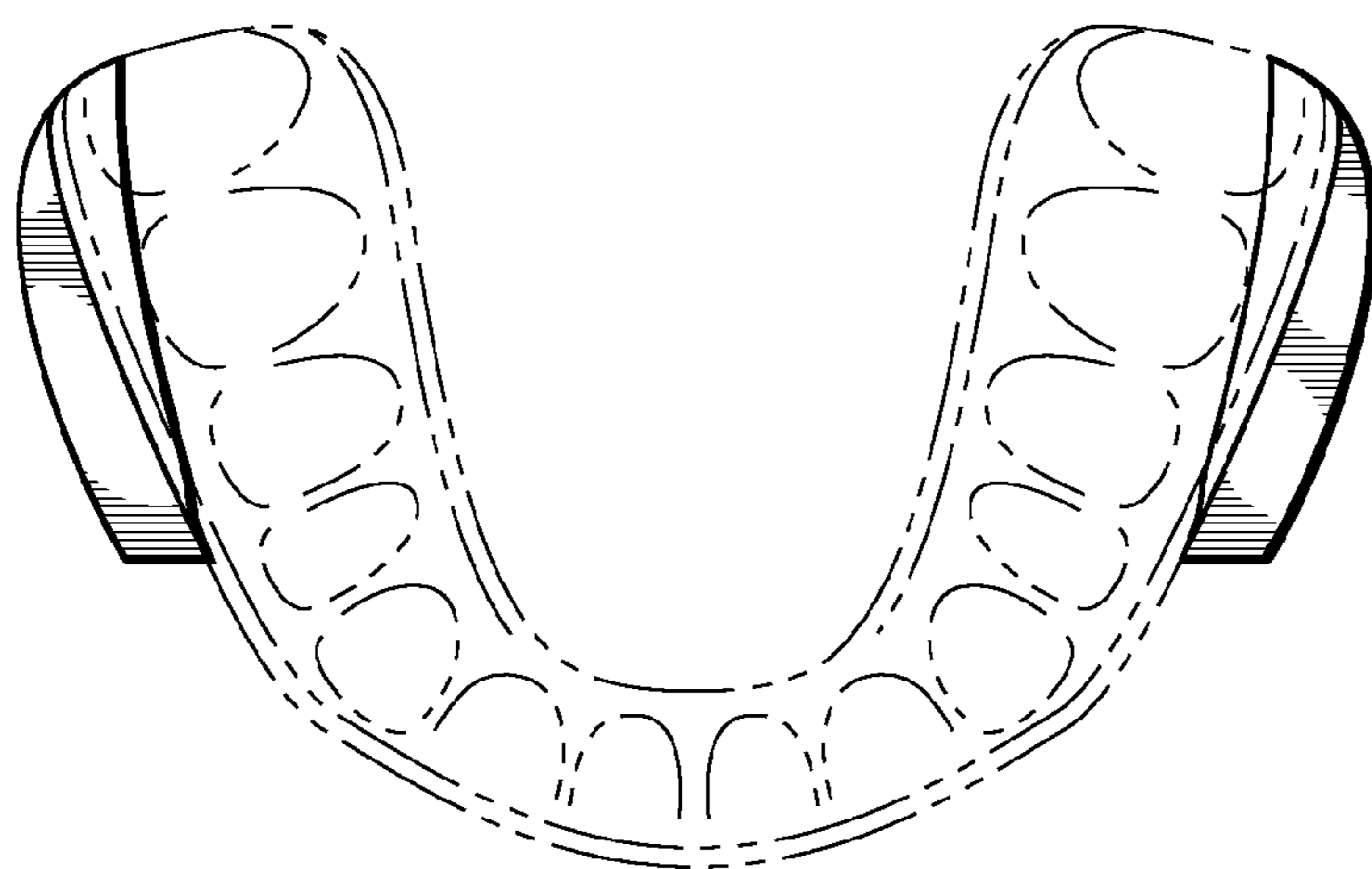
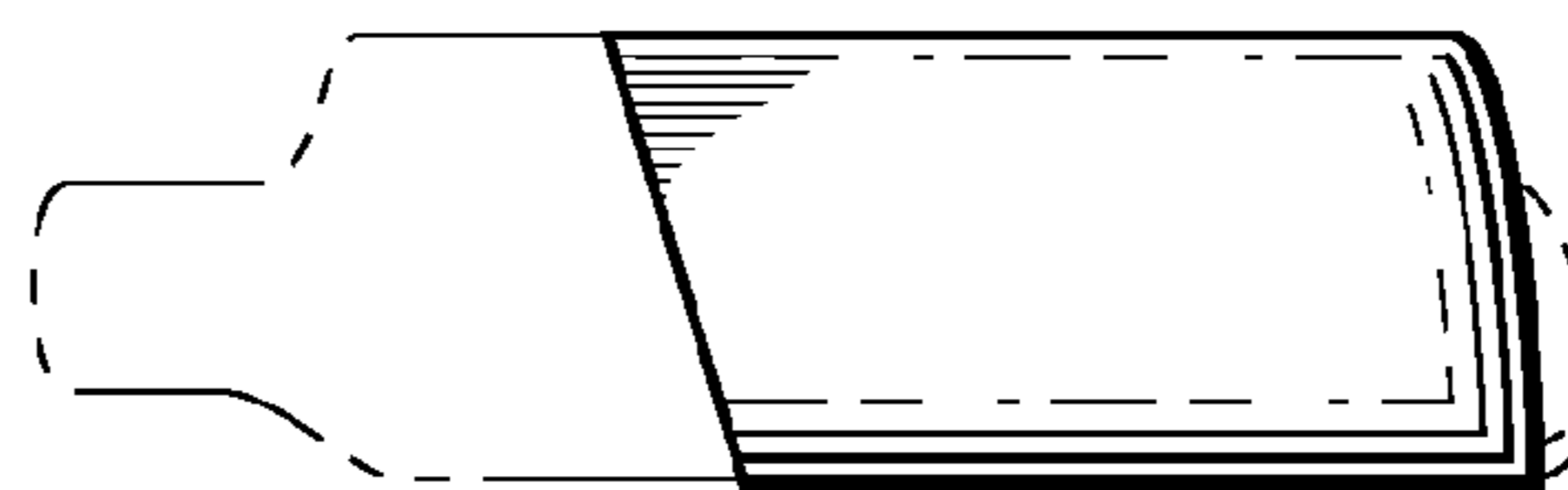
*FIG. 2*



*FIG. 3*



**FIG. 4**



**FIG. 5**

**FIG. 6**

