

US00D639438S

(12) **United States Design Patent**  
**George**

(10) **Patent No.:** **US D639,438 S**  
(45) **Date of Patent:** **\*\* Jun. 7, 2011**

(54) **TOURNIQUET**

(76) Inventor: **Samuel George**, Weybridge (GB)

(\*\*) Term: **14 Years**

(21) Appl. No.: **29/366,091**

(22) Filed: **Jul. 20, 2010**

(30) **Foreign Application Priority Data**

Jan. 20, 2010 (EM) ..... 001659079

(51) **LOC (9) Cl.** ..... **24-01**

(52) **U.S. Cl.** ..... **D24/169**

(58) **Field of Classification Search** ..... D24/164-169,  
D24/107, 186, 187, 143, 190; D10/81; 606/202,  
606/203; 600/490; D8/44; D2/627, 629  
See application file for complete search history.

(56) **References Cited**

**U.S. PATENT DOCUMENTS**

2,113,534	A *	4/1938	Brown	.....	606/203
3,930,506	A *	1/1976	Overend	.....	606/203
4,911,162	A *	3/1990	Wolff	.....	606/203
D322,854	S *	12/1991	Campbell	.....	D24/169
D331,972	S *	12/1992	Tam	.....	D24/169
D333,006	S *	2/1993	Tam	.....	D24/169
D349,575	S *	8/1994	Columbo	.....	D24/167
D363,224	S *	10/1995	Rodrigues	.....	D9/499

D373,750	S *	9/1996	Gunderson	.....	D12/133
D381,427	S *	7/1997	Marrero	.....	D24/169
D401,137	S *	11/1998	Boelling	.....	D8/394
2009/0062843	A1 *	3/2009	Heston	.....	606/203
2009/0149727	A1 *	6/2009	Truitt et al.	.....	600/323

\* cited by examiner

*Primary Examiner* — T. Chase Nelson

*Assistant Examiner* — Anhdao Doan

(74) *Attorney, Agent, or Firm* — Stevens & Showalter LLP

(57) **CLAIM**

The ornamental design for a tourniquet, as shown and described.

**DESCRIPTION**

FIG. 1 is a perspective view of a tourniquet in a relaxed configuration;

FIG. 2 is a right side view thereof;

FIG. 3 is a top view thereof;

FIG. 4 is a front view thereof;

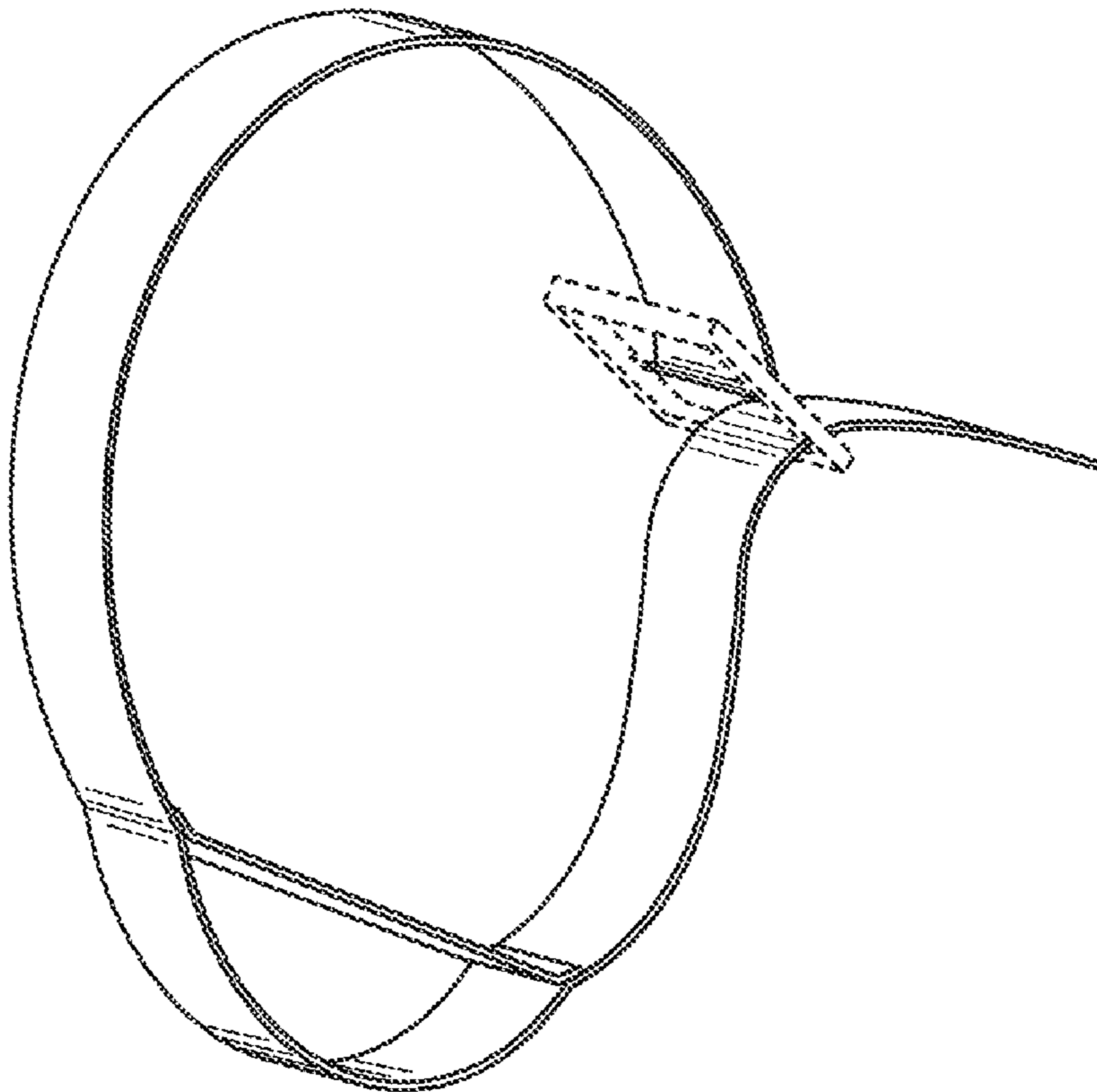
FIG. 5 is a back view thereof;

FIG. 6 is a perspective view thereof in a taut configuration; and,

FIG. 7 is a side view thereof.

The broken lines in the drawing views are included for the purpose of illustrating a portion of the tourniquet that forms no part of the claimed design

**1 Claim, 3 Drawing Sheets**



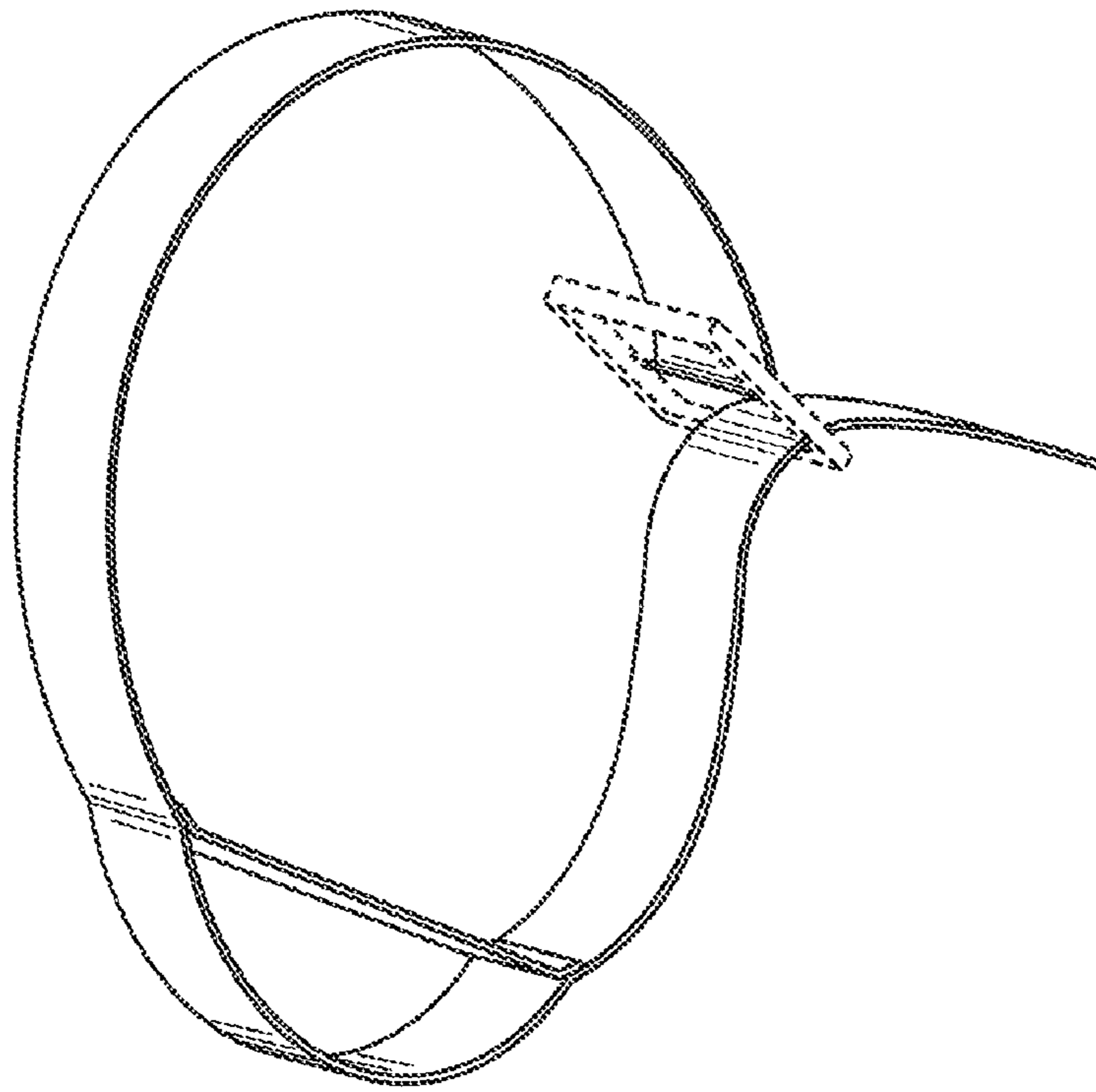


FIG. 1

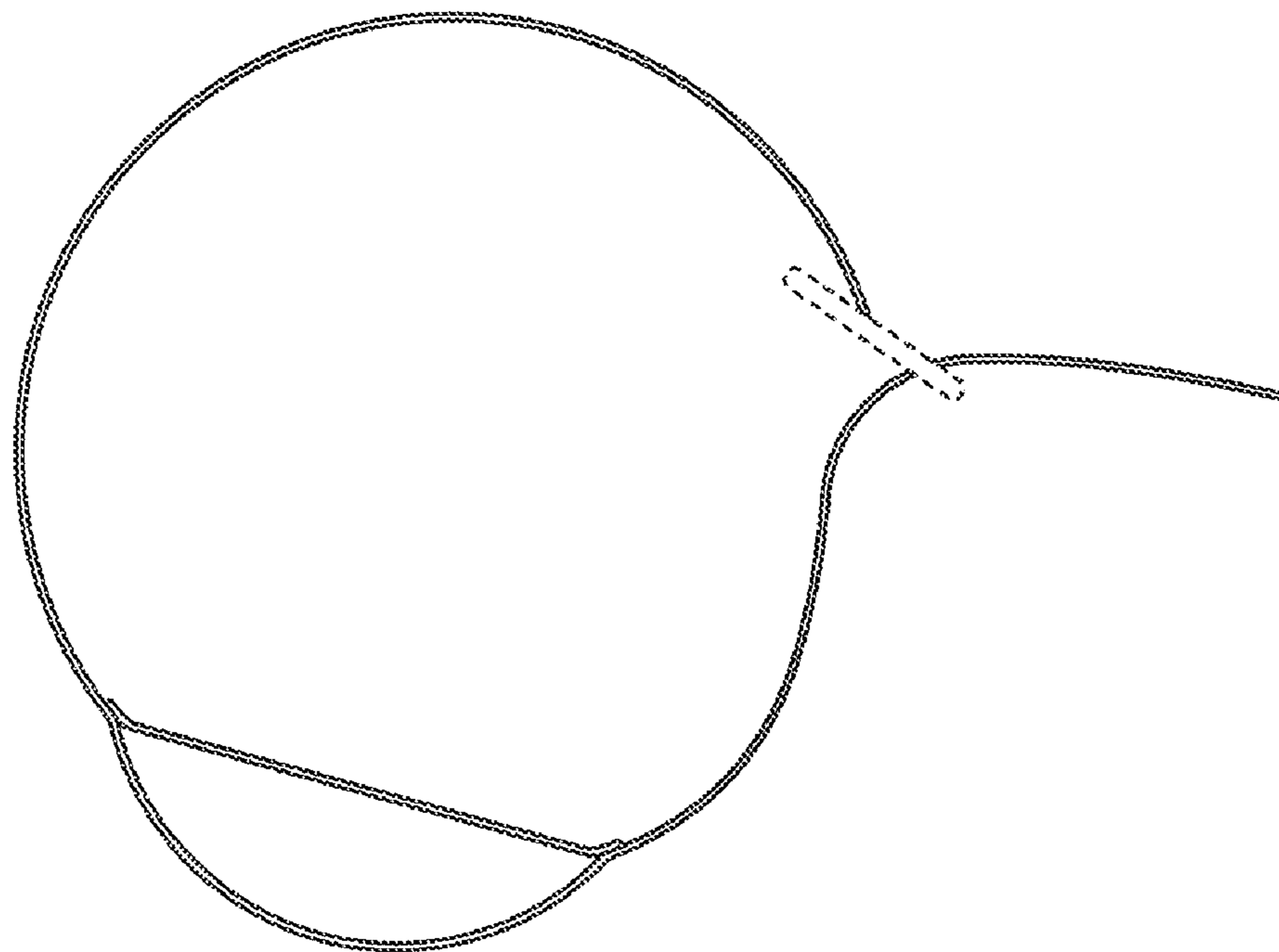


FIG. 2



FIG. 3




FIG. 4




FIG. 5

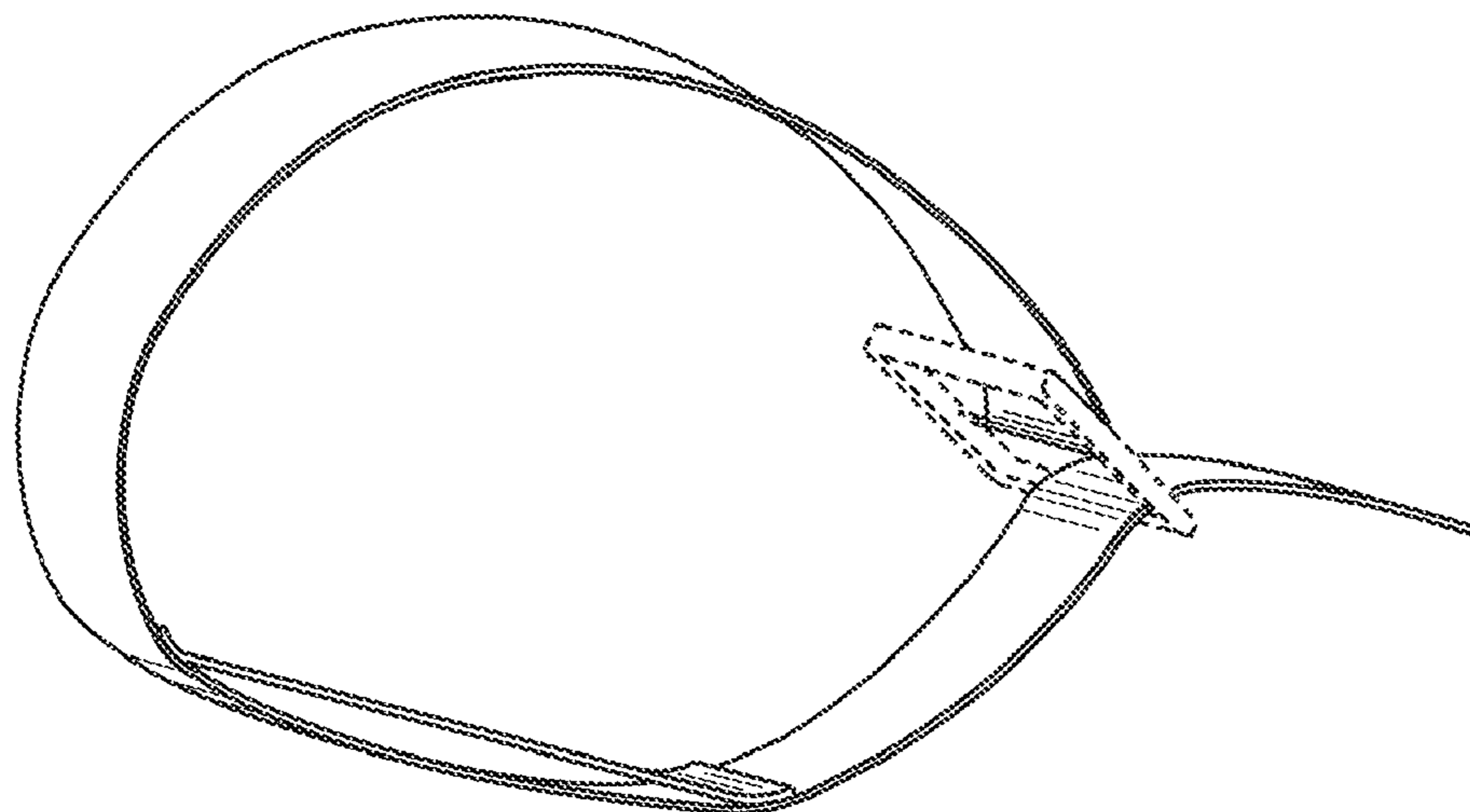


FIG. 6

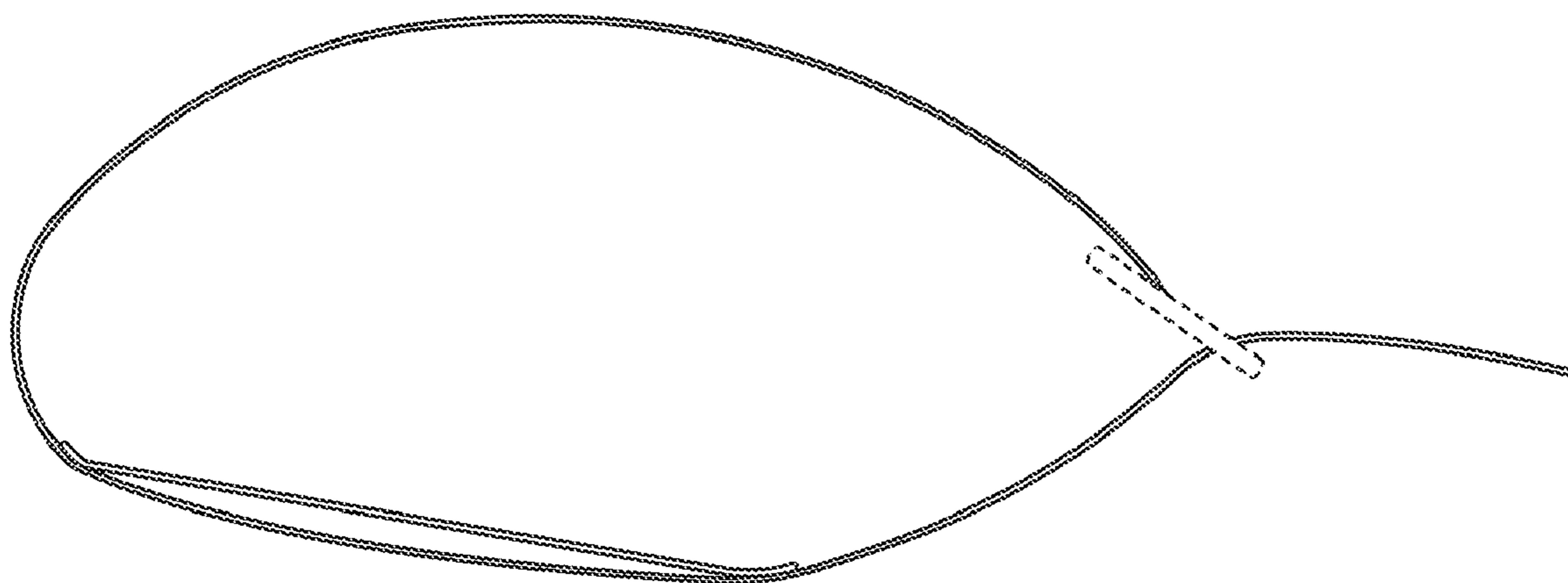


FIG. 7