



US00D639431S

(12) **United States Design Patent**
Yoo

(10) **Patent No.:** **US D639,431 S**
(45) **Date of Patent:** **** Jun. 7, 2011**

(54) **ACUPRESSURE DEVICE**

6,858,036 B1 * 2/2005 Kim 606/204
7,267,655 B1 * 9/2007 Lyapko 601/134
2002/0099403 A1 * 7/2002 Yoo 606/189

(76) Inventor: **Tae Woo Yoo**, Chungcheongnam-do
(KR)

FOREIGN PATENT DOCUMENTS

(**) Term: **14 Years**

KR 30-0272504 1/2001

* cited by examiner

(21) Appl. No.: **29/341,547**

Primary Examiner — Freda S Nunn

(22) Filed: **Aug. 7, 2009**

(74) *Attorney, Agent, or Firm* — Richard M. Goldberg

(30) **Foreign Application Priority Data**

(57) **CLAIM**

The ornamental design for acupressure device, as shown and described.

May 4, 2009 (KR) 30-2009-0019025

DESCRIPTION

(51) **LOC (9) Cl.** **24-02**

(52) **U.S. Cl.** **D24/146**

(58) **Field of Classification Search** D24/145,
D24/146, 200, 211, 212, 214; 601/120, 134,
601/135; 606/184–186, 189, 204; 604/20
See application file for complete search history.

FIG. 1 is a perspective view of the acupressure device of my design;
FIG. 2 is a front elevational view thereof;
FIG. 3 is a rear elevational view thereof;
FIG. 4 is a top plan view thereof;
FIG. 5 is a bottom plan view thereof;
FIG. 6 is a left side elevational view thereof;
FIG. 7 is a right side elevational view thereof;
FIG. 8 is a cross-sectional view thereof, taken along with line 8—8 of FIG. 4; and,

(56) **References Cited**

U.S. PATENT DOCUMENTS

D273,708 S * 5/1984 Haug D24/211
5,250,067 A * 10/1993 Gelfer et al. 606/189
D344,137 S * 2/1994 Yoo D24/200
D347,282 S * 5/1994 Yoo D24/211
D351,235 S * 10/1994 Yoo D24/211
D368,777 S * 4/1996 Goble et al. D24/145
5,531,675 A * 7/1996 Yoo 604/20
6,113,620 A * 9/2000 Chung 606/189

FIG. 9 is a perspective view showing a state of wearing the present design.
The hand has been shown for environmental purposes only and forms no part of the claimed design.

1 Claim, 2 Drawing Sheets

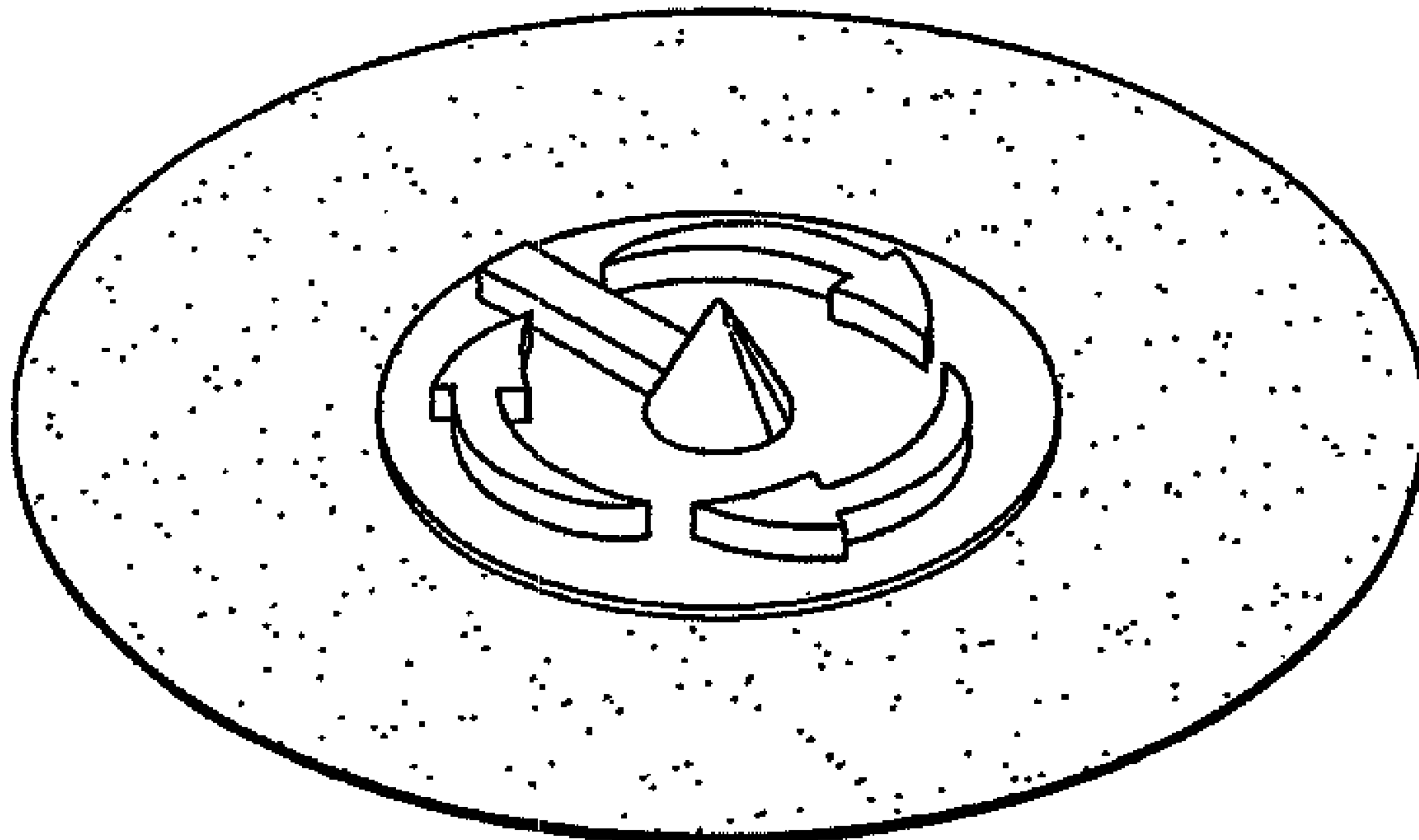


FIG. 1

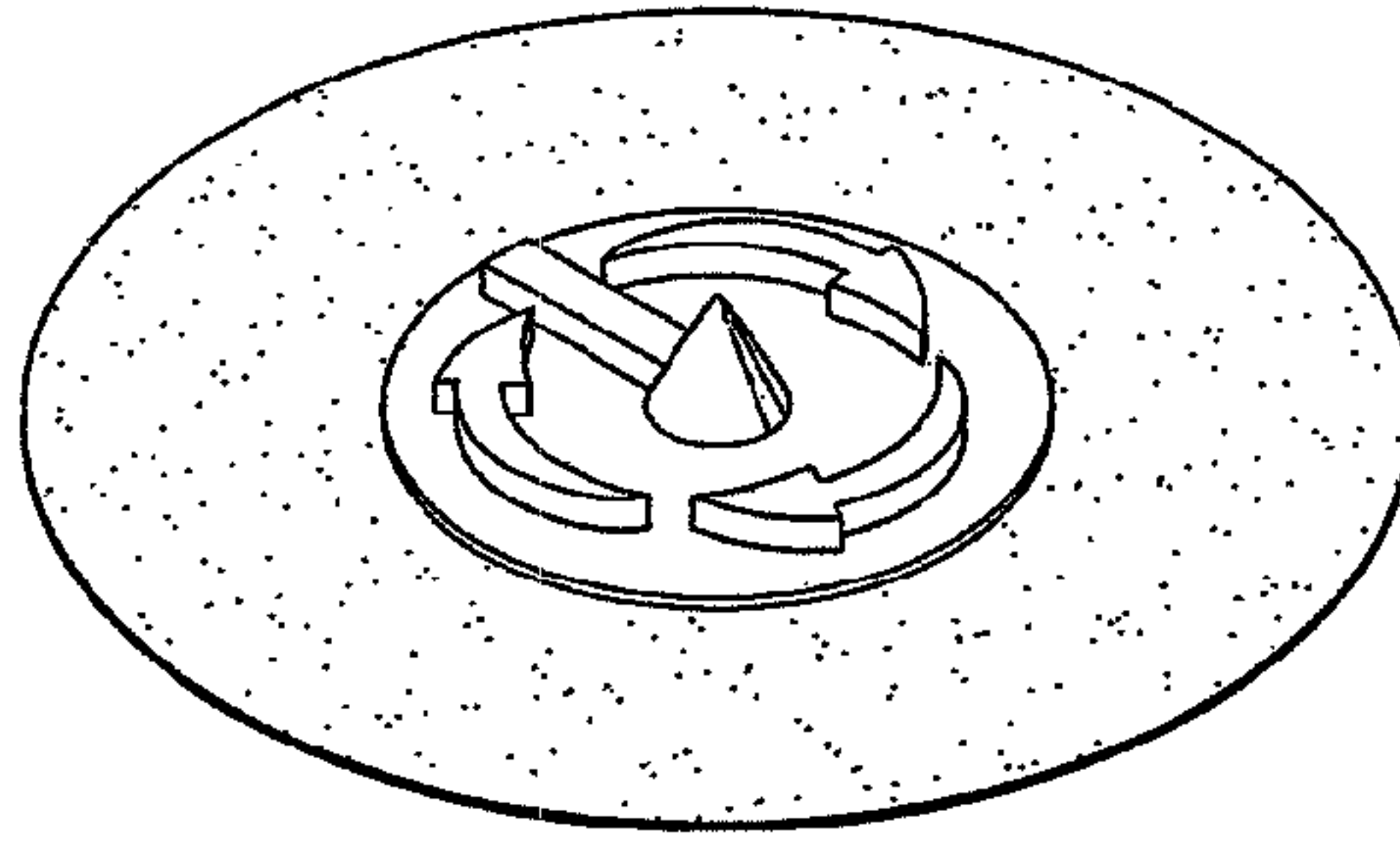


FIG. 2



FIG. 3



FIG. 4

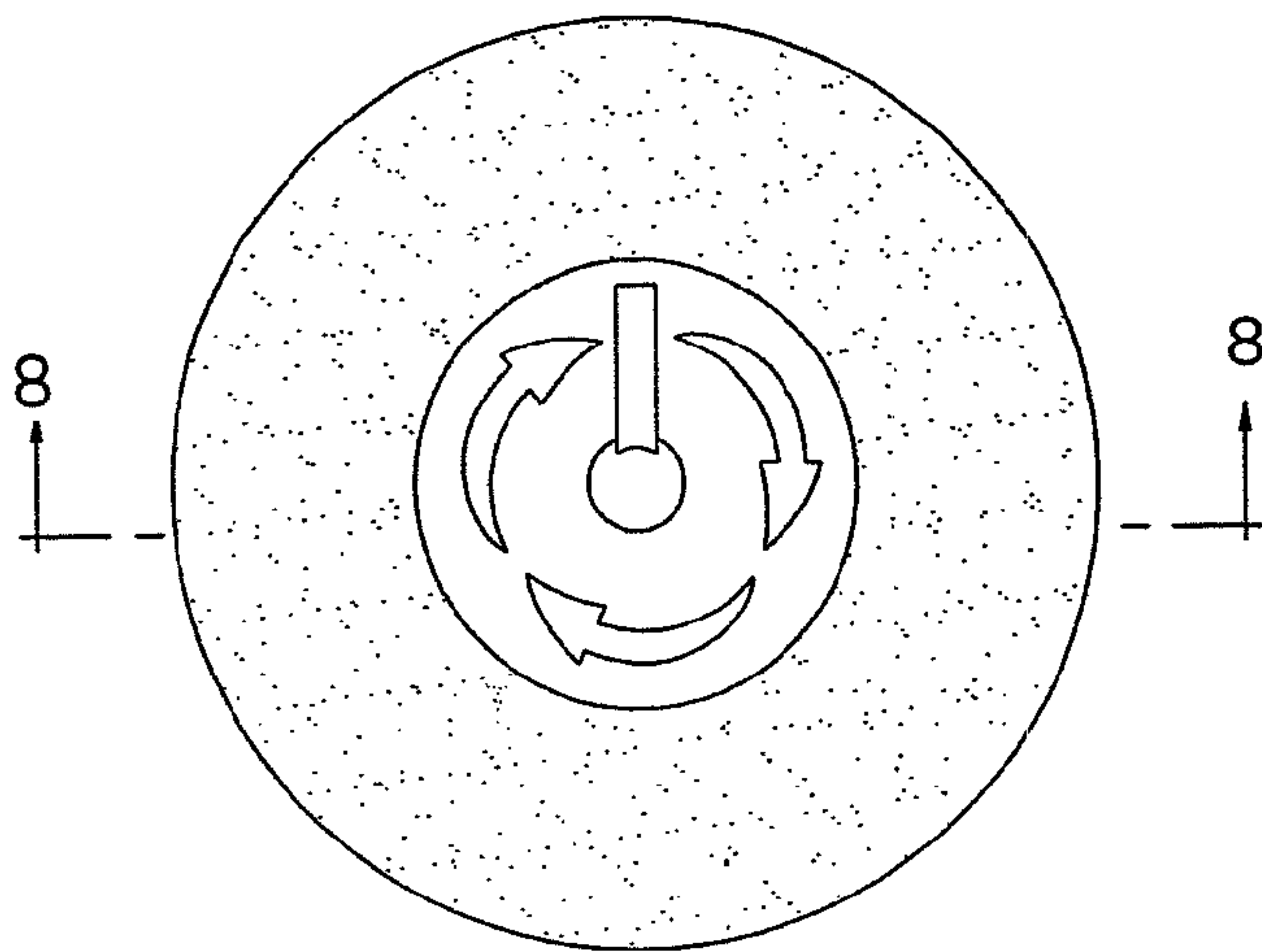


FIG. 5




FIG. 6

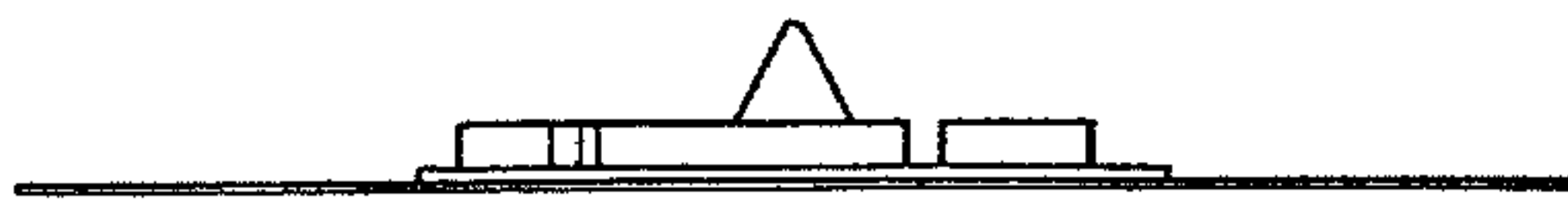


FIG. 7



FIG. 8



FIG. 9

