



US00D639410S

(12) **United States Design Patent**
Ramirez

(10) **Patent No.:** **US D639,410 S**
(45) **Date of Patent:** **** Jun. 7, 2011**

(54) **URINAL SPLASH GUARD**
(76) Inventor: **Ed Ramirez**, San Ramon, CA (US)
(**) Term: **14 Years**
(21) Appl. No.: **29/360,101**
(22) Filed: **Apr. 20, 2010**

6,055,681 A 5/2000 Lyons
D427,295 S * 6/2000 Wagner D23/307
6,265,084 B1 7/2001 Stickler
6,370,705 B1 4/2002 Levinson
D464,122 S * 10/2002 Mangan D23/261
6,787,210 B2 9/2004 Stickler
6,862,754 B1 3/2005 DeMarco
6,920,648 B1 * 7/2005 Suski et al. 4/309
D520,610 S * 5/2006 Wrate D23/261
2005/0144711 A1 7/2005 Valadez et al.

(51) **LOC (9) Cl.** **23-02**
(52) **U.S. Cl.** **D23/310**
(58) **Field of Classification Search** D23/303,
D23/310; 4/DIG. 5, 22.1, 261
See application file for complete search history.

OTHER PUBLICATIONS

Fetsuga, Robert M., Office Action mailed Jan. 29, 2010 for U.S. Appl. No. 11/438,945 filed May 22, 2006, 10 pgs.
Fetsuga, Robert M., Office Action mailed Jun. 3, 2010 for U.S. Appl. No. 11/438,945 filed May 22, 2006, 11 pgs.

* cited by examiner

(56) **References Cited**

U.S. PATENT DOCUMENTS

2,211,970 A * 8/1940 Fischer 4/222.1
3,597,772 A 8/1971 Leavitt et al.
4,557,863 A 12/1985 Callewaert et al.
4,574,403 A 3/1986 Dintemann et al.
4,604,357 A 8/1986 Callewaert et al.
4,750,219 A 6/1988 Williams
4,985,940 A 1/1991 Jones
5,010,599 A 4/1991 Nilsson
D329,893 S * 9/1992 Luedtke et al. D23/310
5,309,578 A 5/1994 Temple, Sr.
5,313,672 A 5/1994 Luedtke et al.
5,336,424 A 8/1994 Van Vlahakis et al.
5,398,347 A * 3/1995 Luedtke et al. 4/301
5,489,415 A 2/1996 Van Vlahakis et al.
5,496,300 A 3/1996 Hirsch et al.
5,604,937 A 2/1997 Davenport
D393,896 S * 4/1998 Wagner et al. D23/261
5,774,905 A 7/1998 Wager et al.
5,813,058 A 9/1998 Quigley et al.

Primary Examiner — Robert Delehanty

(74) *Attorney, Agent, or Firm* — Haverstock & Owens LLP

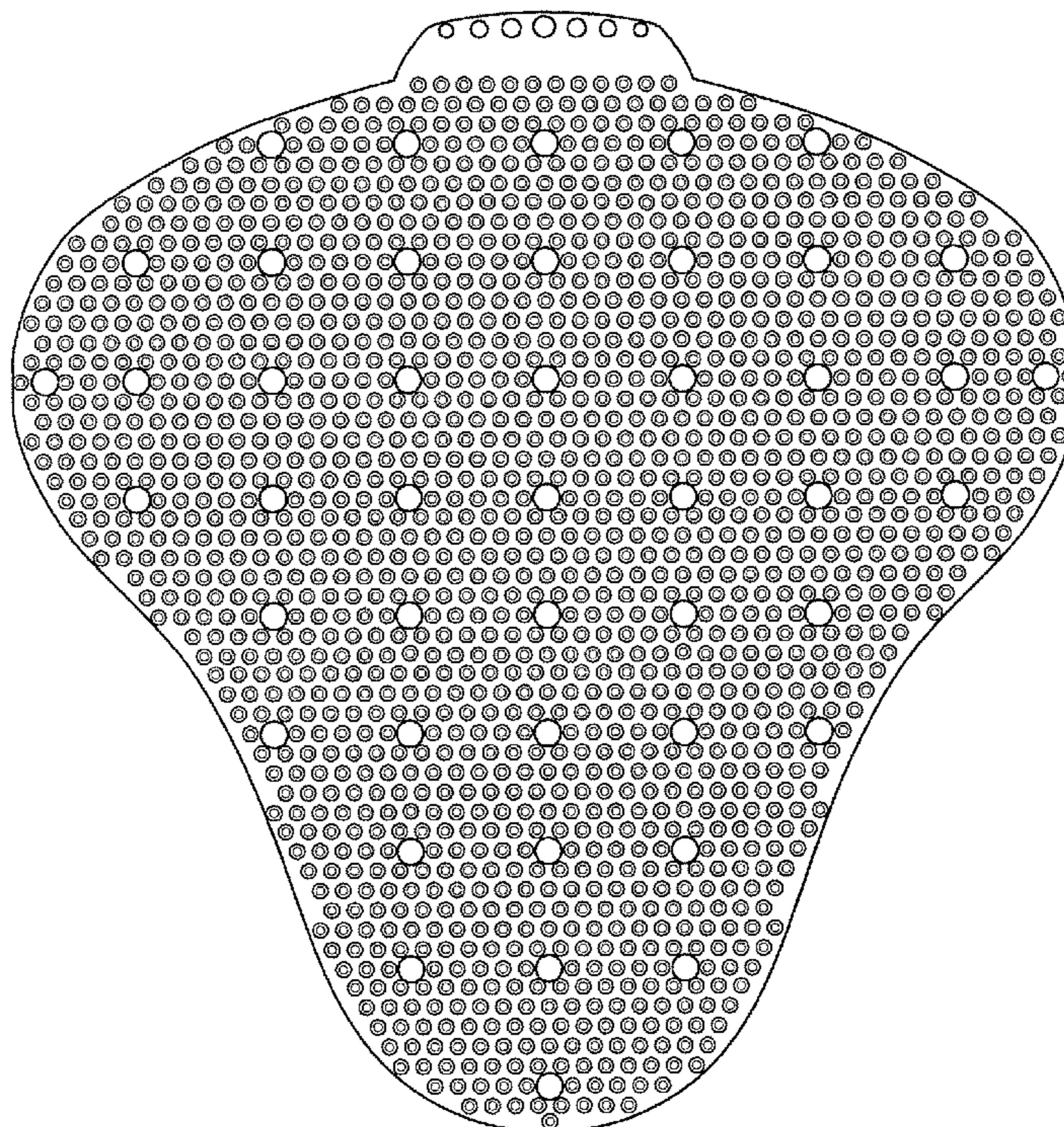
(57) **CLAIM**

I claim the ornamental design for a urinal splash guard, as shown.

DESCRIPTION

FIG. 1 is a perspective view of a urinal splash guard showing my new design;
FIG. 2 is a top view thereof;
FIG. 3 is a bottom view thereof;
FIG. 4 is a front view thereof;
FIG. 5 is a rear view thereof;
FIG. 6 is a left side view thereof; and,
FIG. 7 is a right view thereof.

1 Claim, 5 Drawing Sheets



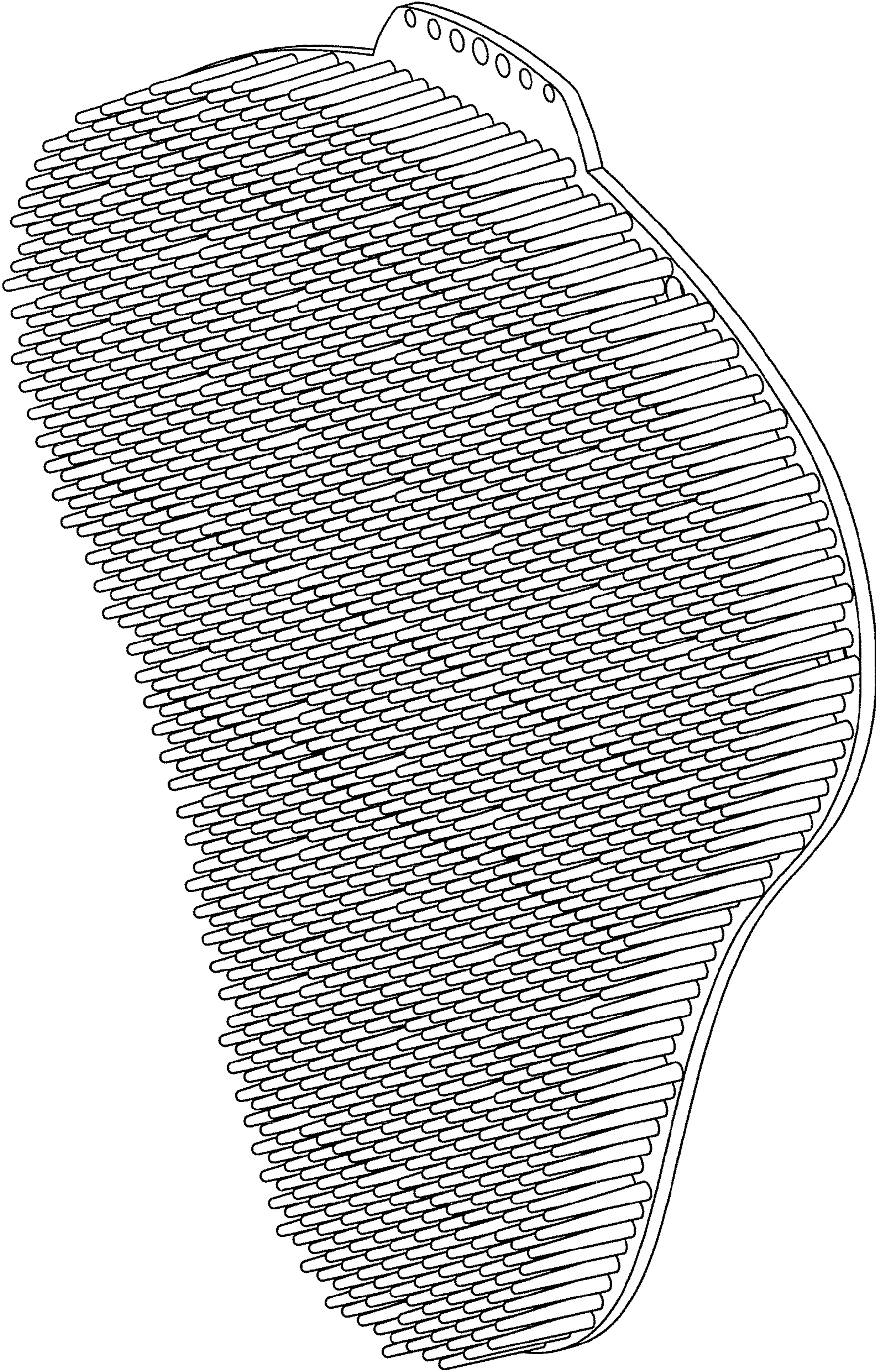


Fig. 1

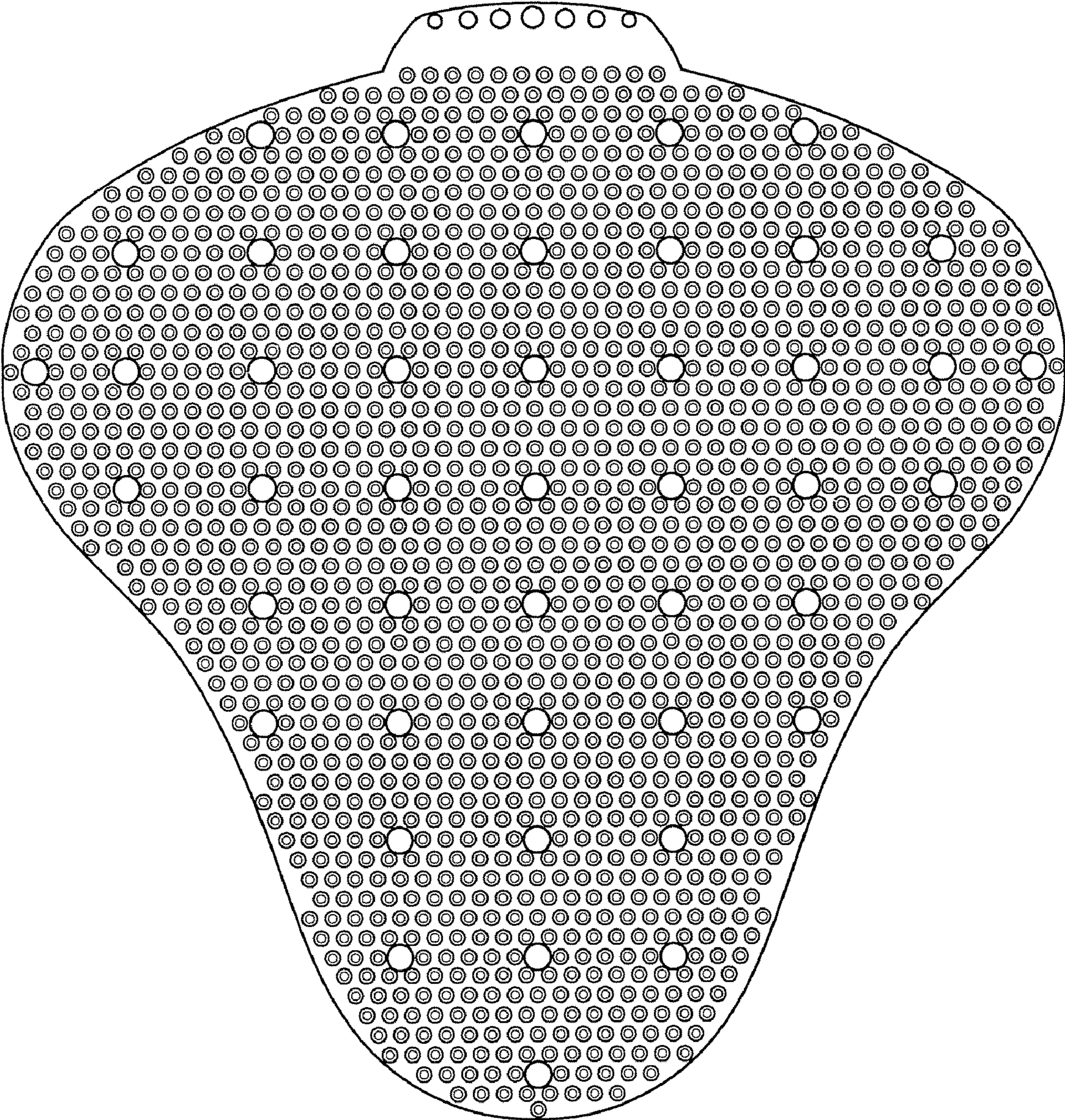


Fig. 2

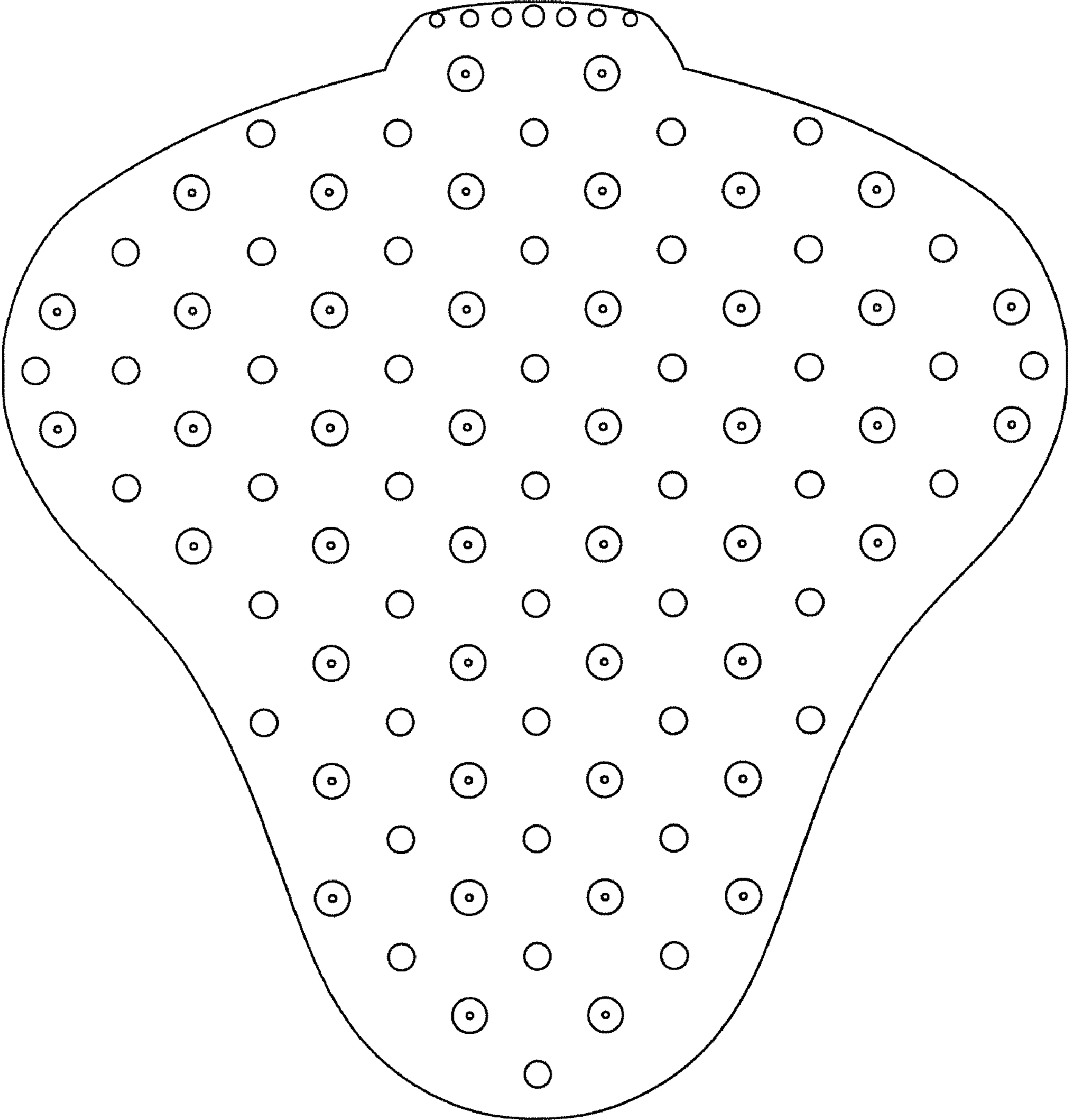


Fig. 3

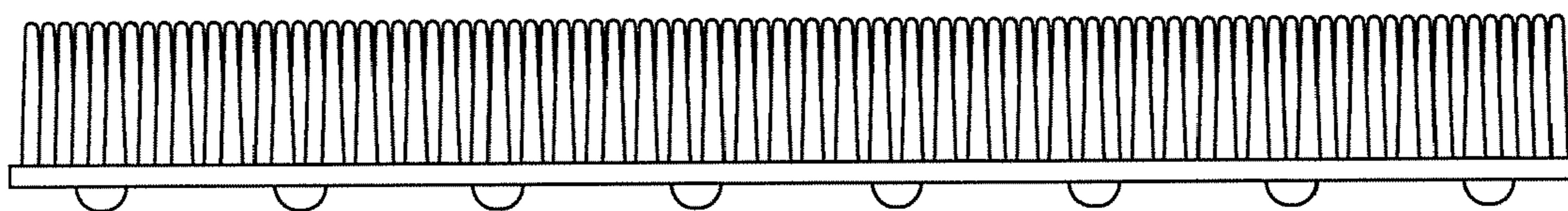


Fig. 4

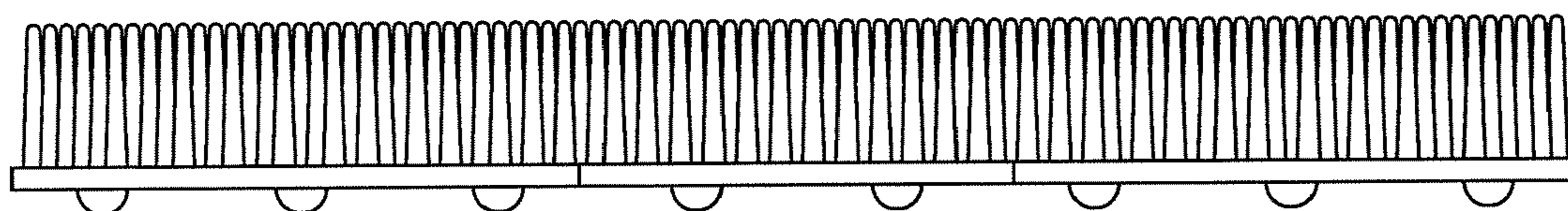


Fig. 5

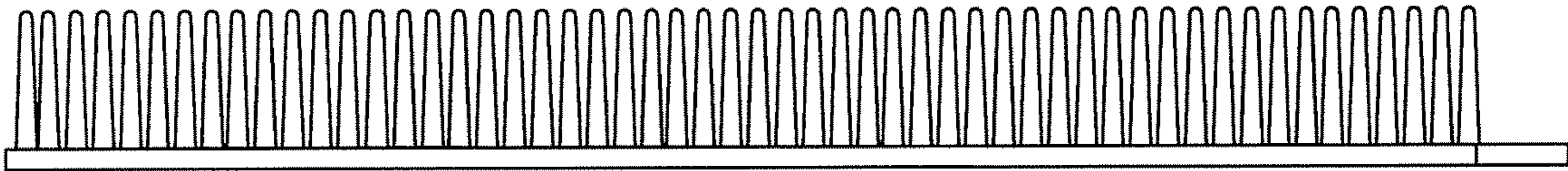


Fig. 6

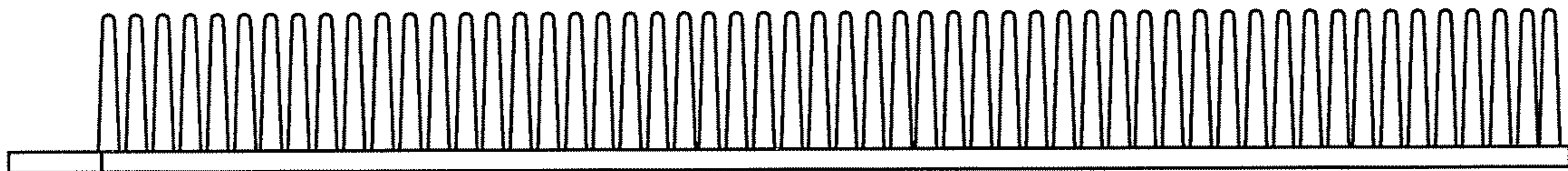


Fig. 7