



US00D639383S

(12) **United States Design Patent**  
**Holbrook**

(10) **Patent No.:** **US D639,383 S**

(45) **Date of Patent:** **\*\* Jun. 7, 2011**

(54) **ANIMATED SHOWER SPRAY FIXTURE**

*Primary Examiner* — Robin Webster

(76) Inventor: **Alan E. Holbrook**, Dallas, TX (US)

(\*\*) Term: **14 Years**

(21) Appl. No.: **29/372,597**

(22) Filed: **Dec. 13, 2010**

(51) **LOC (9) Cl.** ..... **23-01**

(52) **U.S. Cl.** ..... **D23/213; D21/608**

(58) **Field of Classification Search** ..... D23/213,  
D23/229–230; D21/608, 483; 239/211,  
239/282–283; 4/567, 615

See application file for complete search history.

(56) **References Cited**

**U.S. PATENT DOCUMENTS**

D210,391 S *	3/1968	Gillibrand .....	D21/608
4,964,573 A *	10/1990	Lipski .....	239/283
D317,332 S *	6/1991	Williams et al. ....	D21/483
6,643,862 B2 *	11/2003	Aitken .....	4/601

\* cited by examiner

(57) **CLAIM**

I claim the ornamental design for animated shower spray fixture, as shown and described.

**DESCRIPTION**

FIG. 1 is a right side view of an animated shower spray fixture shown in its intended use.

FIG. 2 is a frontal plan view thereof.

FIG. 3 is a right side elevational view thereof.

FIG. 4 is a left side elevational view thereof.

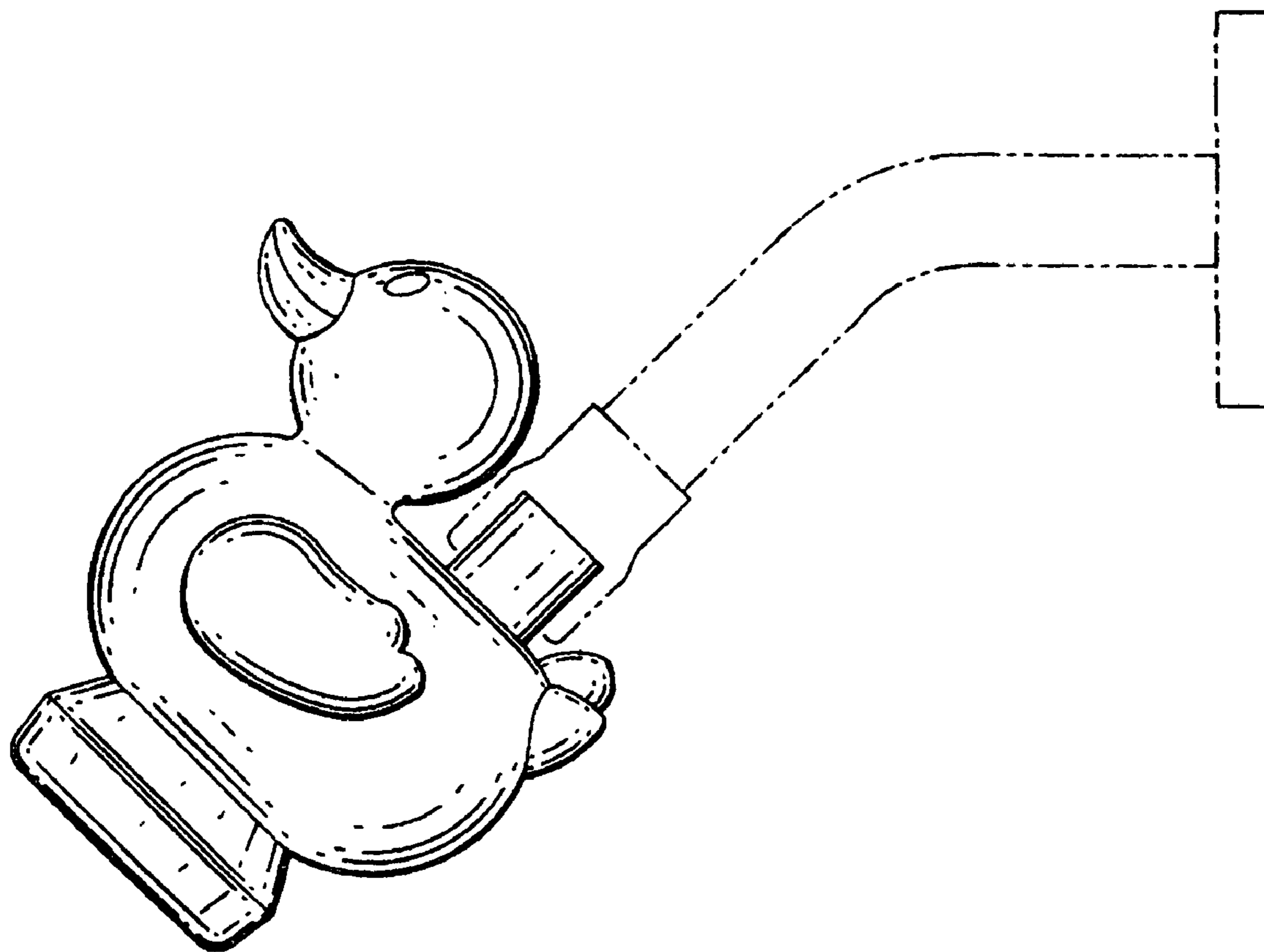
FIG. 5 is a rear elevational view thereof.

FIG. 6 is a top plan view thereof; and,

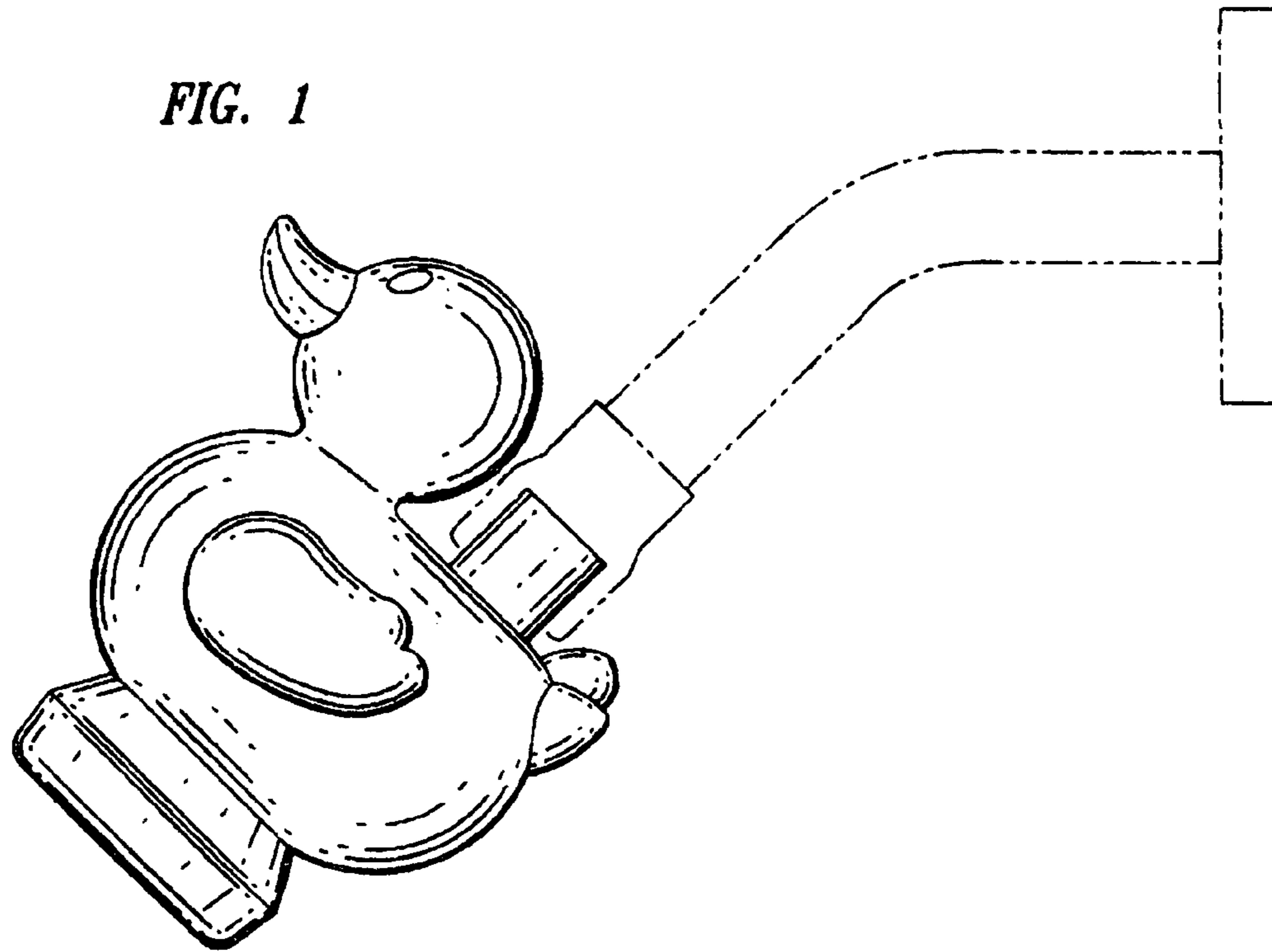
FIG. 7 is is bottom plan view thereof.

The broken line showing of the shower piping outlet is included for the purpose of illustrating and forms no part of the claimed design.


**1 Claim, 2 Drawing Sheets**



*FIG. 1*



*FIG. 2*



*FIG. 3*




FIG. 4




FIG. 5

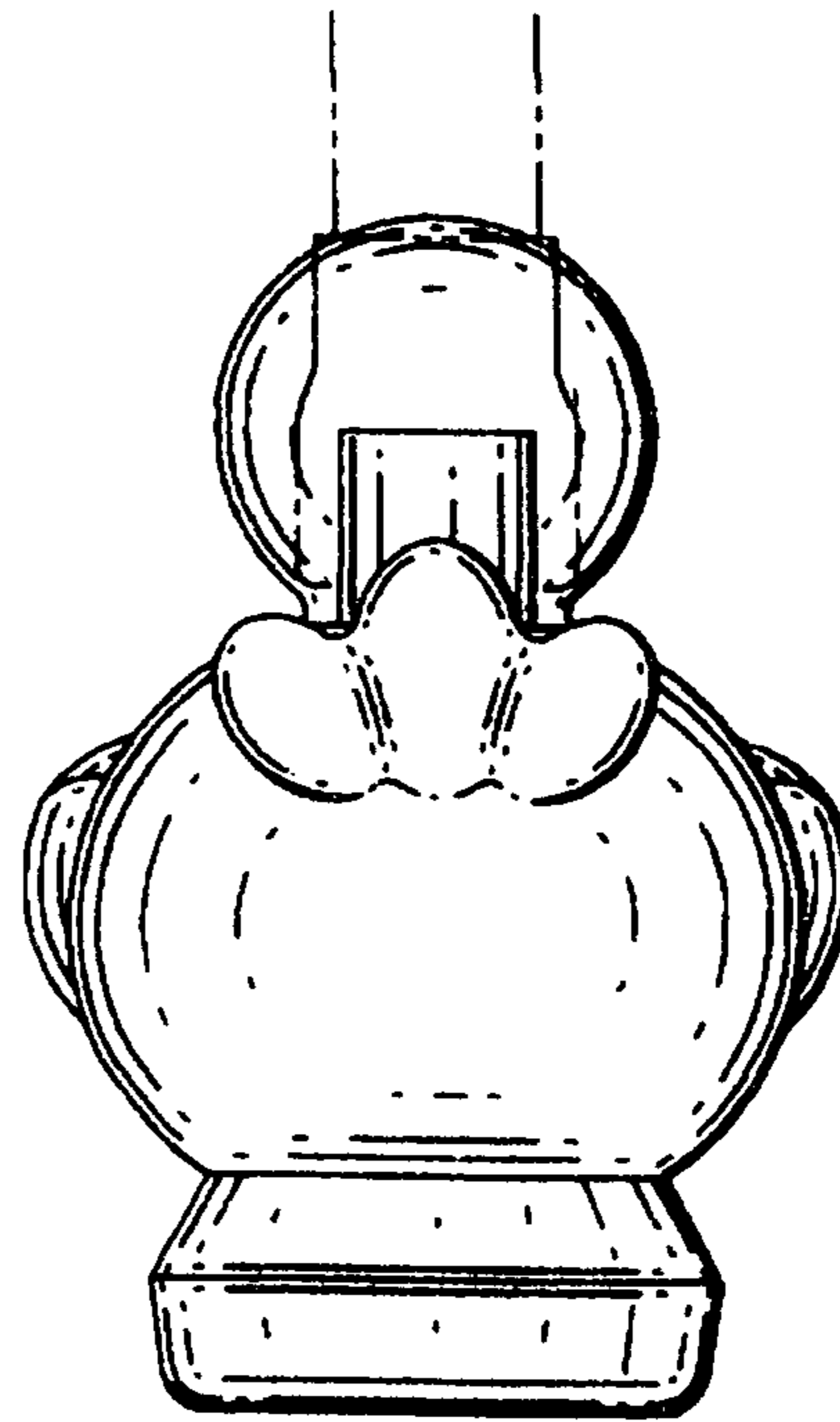


FIG. 6

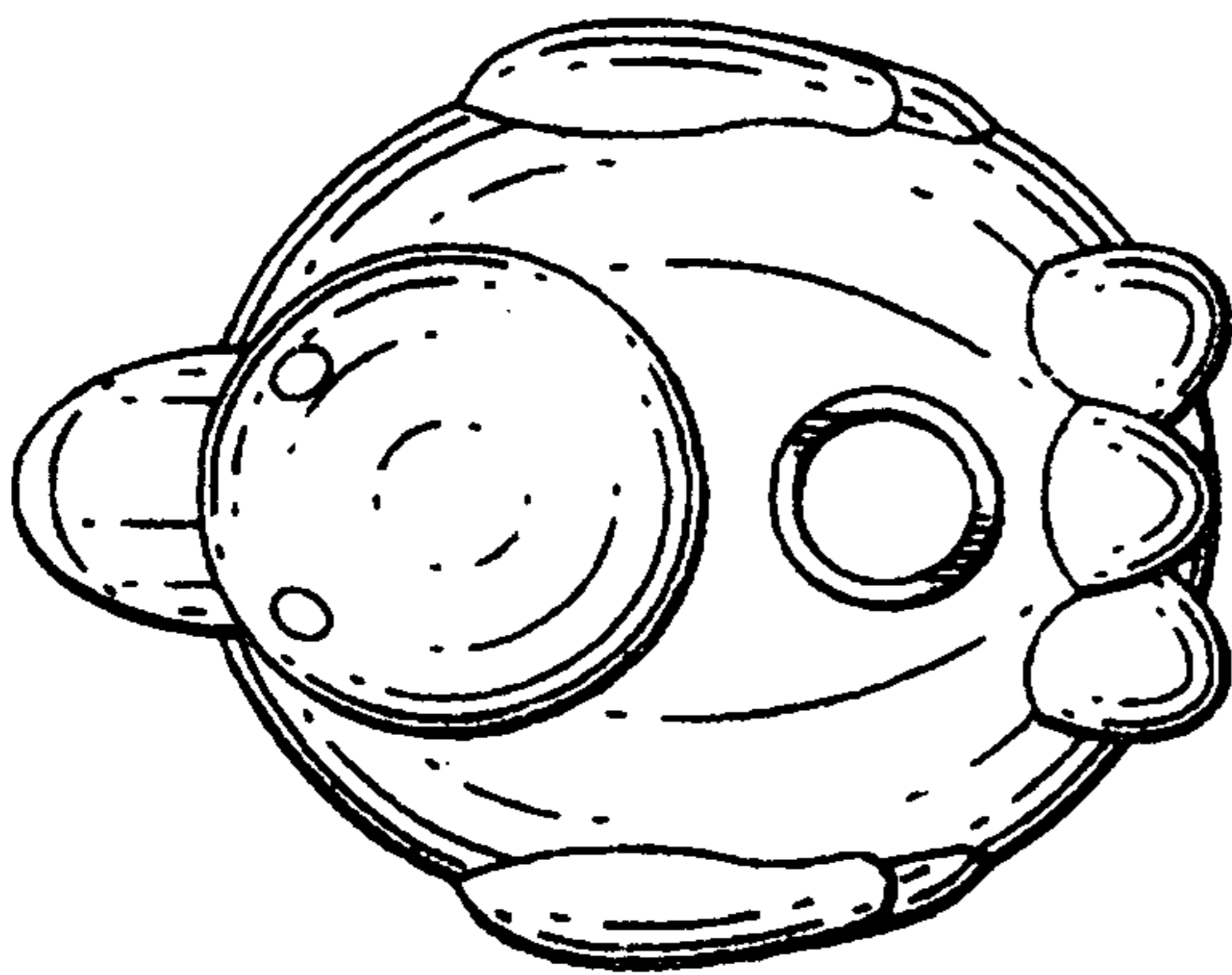


FIG. 7

