

US00D639372S

(12) **United States Design Patent**
Zelevkovitz

(10) **Patent No.:** **US D639,372 S**

(45) **Date of Patent:** **** Jun. 7, 2011**

(54) **GOLF TOOL**

D544,563 S 6/2007 Widmann
D571,428 S 6/2008 Williams
D583,434 S 12/2008 Donovan

(76) Inventor: **Zev Zelevkovitz**, Dongguan (CN)

* cited by examiner

(**) Term: **14 Years**

Primary Examiner — Mitchell I Siegel

(21) Appl. No.: **29/362,075**

(74) *Attorney, Agent, or Firm* — QuickPatents, Inc.; Kevin Prince

(22) Filed: **May 19, 2010**

(51) **LOC (9) Cl.** **21-02**

(57) **CLAIM**

(52) **U.S. Cl.** **D21/793**

What is claimed is the ornamental design for a golf tool, as shown and described.

(58) **Field of Classification Search** D21/789,
D21/793-794; 473/286, 408

DESCRIPTION

See application file for complete search history.

(56) **References Cited**

FIG. 1 is a perspective view of a golf tool, showing the new design;

U.S. PATENT DOCUMENTS

FIG. 2 is a bottom plan view thereof;

5,209,469	A *	5/1993	Laskowitz et al.	473/408
D360,450	S *	7/1995	Louden et al.	D21/793
D387,409	S	12/1997	Cole, Jr.	
D391,318	S	2/1998	Shah	
D401,296	S	11/1998	Cole	
D409,706	S	5/1999	Tate	
D436,152	S *	1/2001	Sanford, III	D21/793
D465,539	S	11/2002	Tate	
D470,556	S	2/2003	Guerette	
D489,111	S	4/2004	Perez	
D518,864	S	4/2006	Bradshaw	

FIG. 3 is a top plan view thereof;

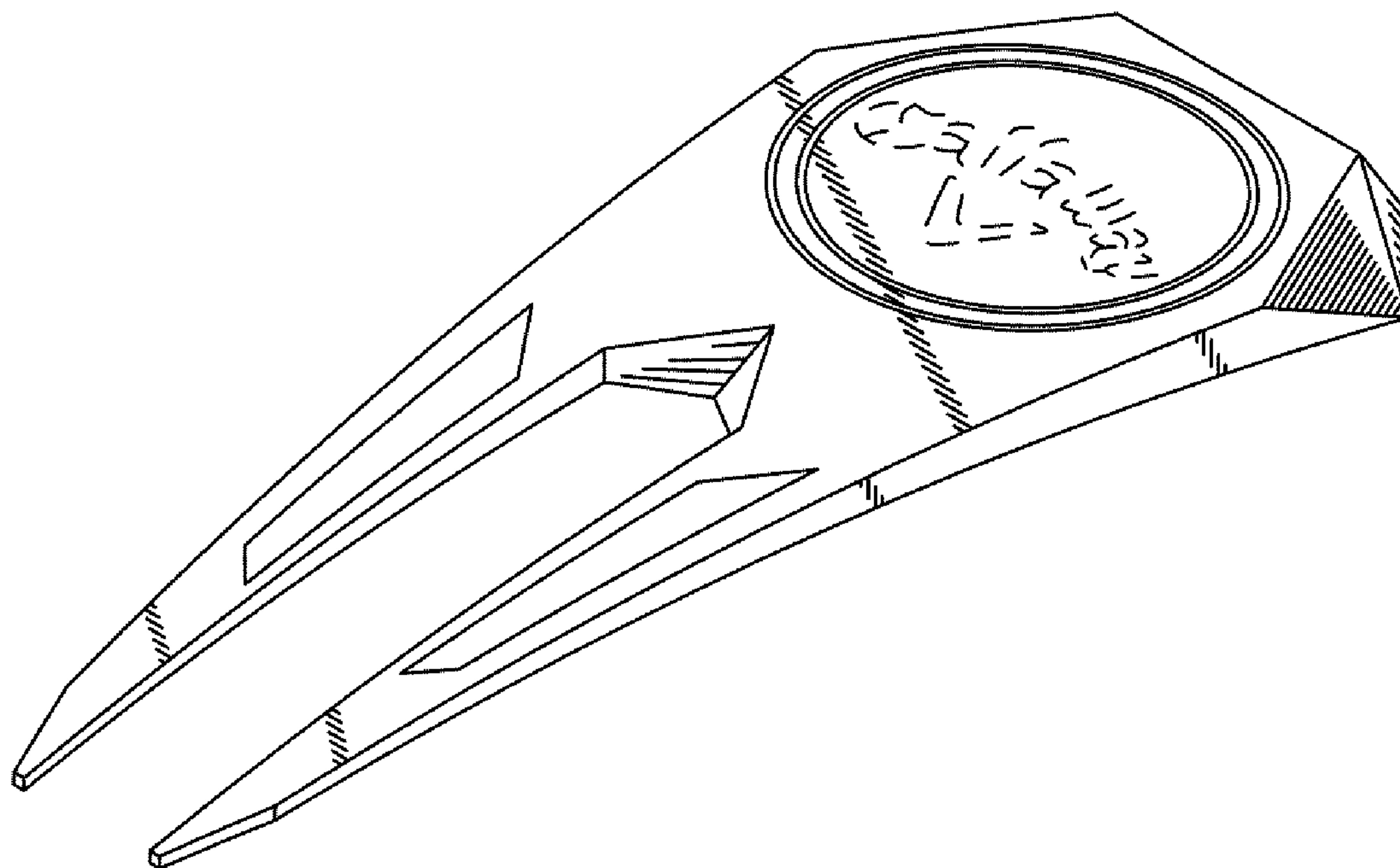
FIG. 4 is a right-side elevational view thereof, the left-side elevational view being a mirror image thereof;

FIG. 5 is a front elevational view thereof; and,

FIG. 6 is a rear elevational view thereof.

The broken lines showing a company logo in FIGS. 1 and 5 are environmental matter, and form no part of the claimed design.

1 Claim, 1 Drawing Sheet



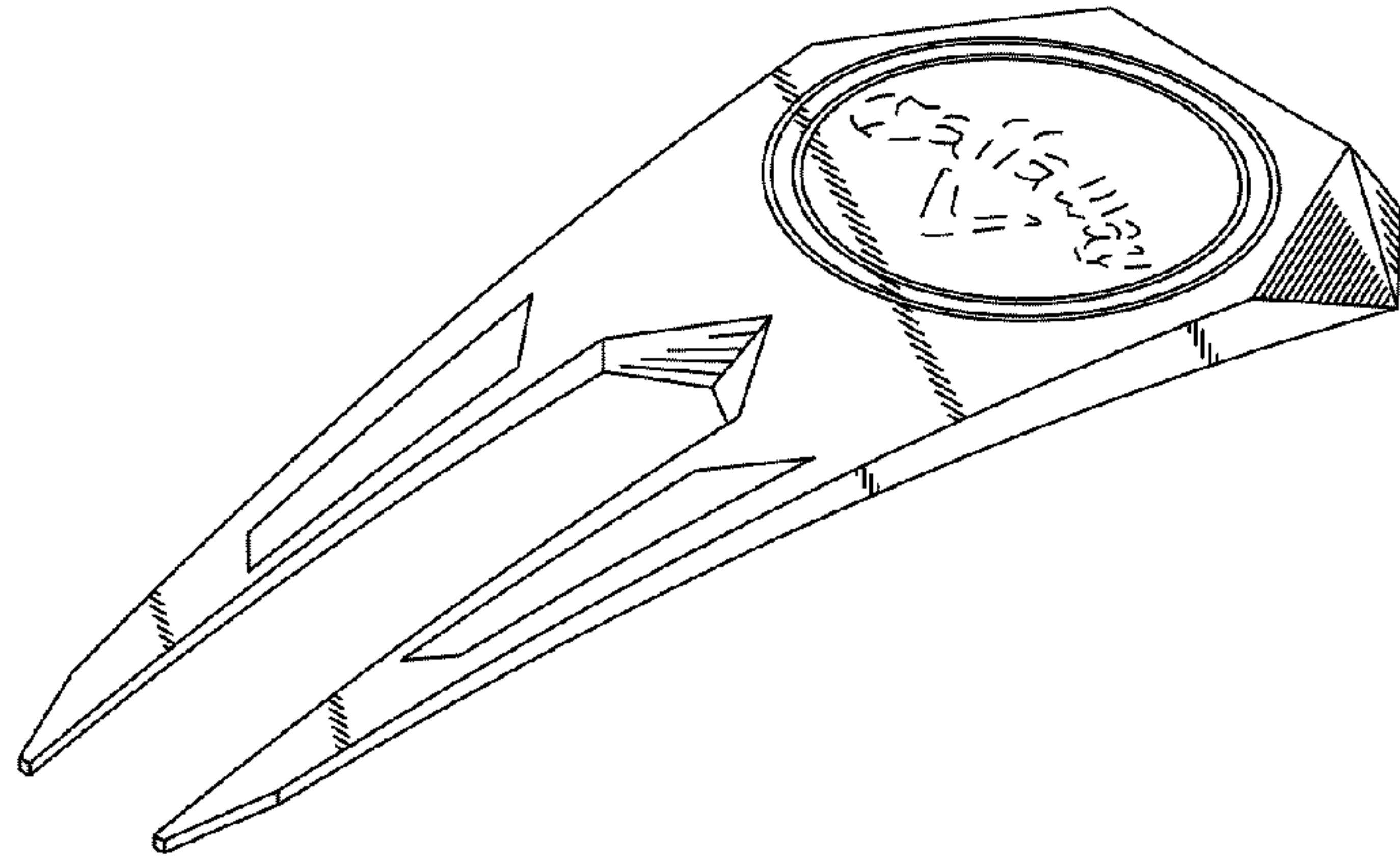


FIG. 1



FIG. 2



FIG. 3

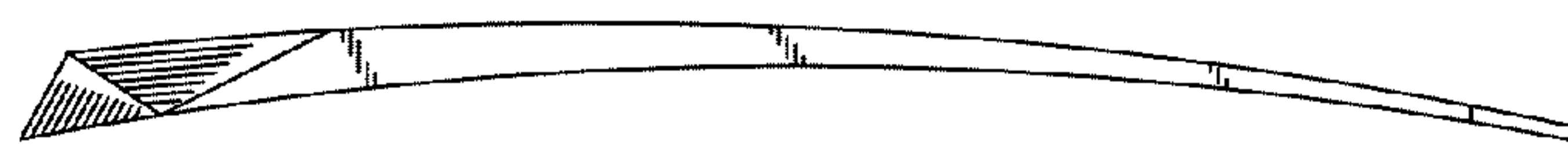


FIG. 4

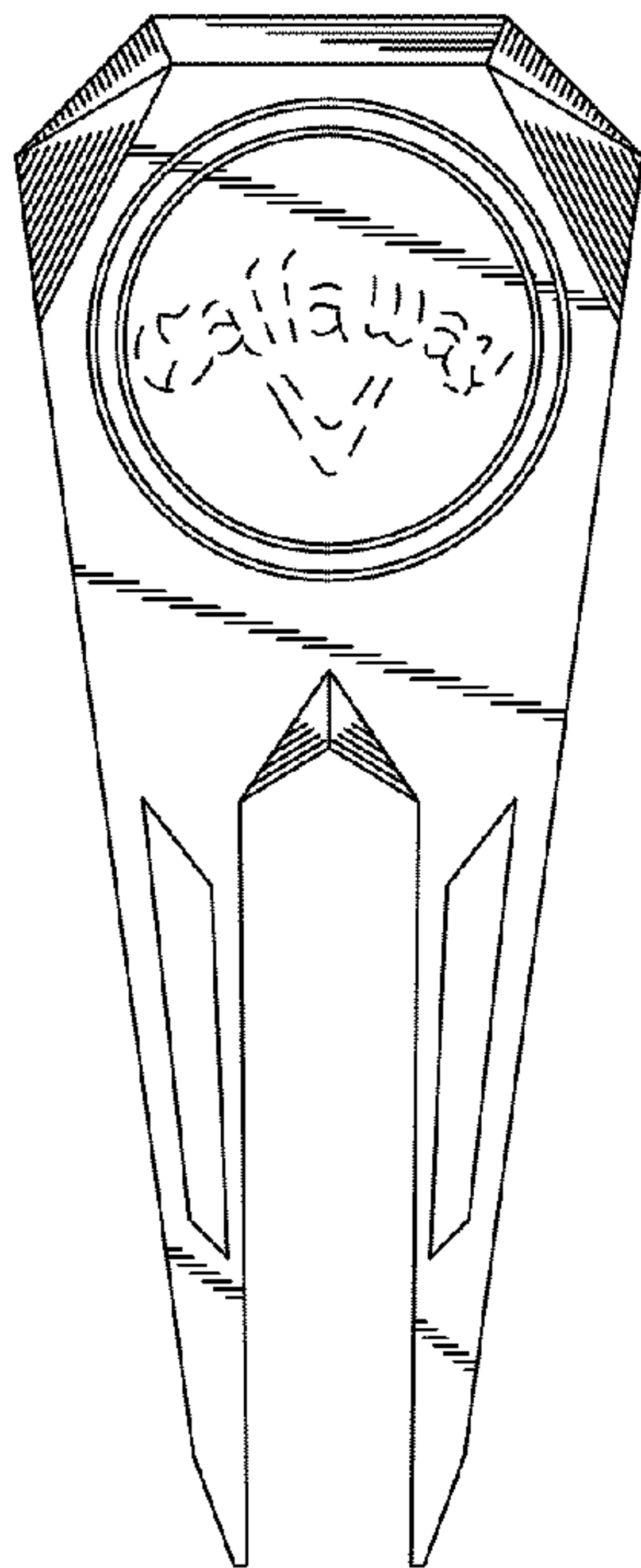


FIG. 5

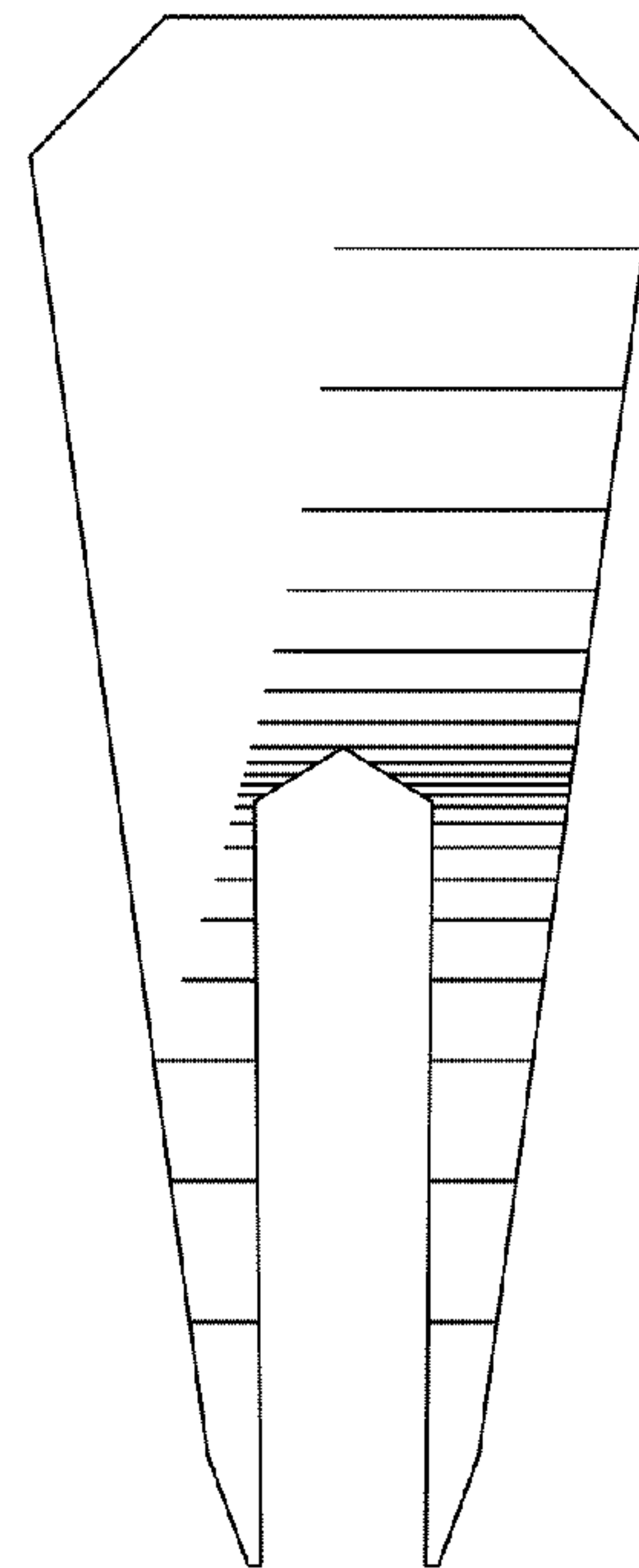


FIG. 6