



US00D639363S

(12) **United States Design Patent**
Llewellyn et al.

(10) **Patent No.:** **US D639,363 S**
(45) **Date of Patent:** **** Jun. 7, 2011**

(54) **WOOD-TYPE GOLF CLUB**
(75) Inventors: **David Llewellyn**, Duluth, GA (US);
Tetsuya Kanayama, Osaka (JP); **Arata Kamo**, Osaka (JP)

(73) Assignee: **Mizuno USA**, Norcross, GA (US)

(**) Term: **14 Years**

(21) Appl. No.: **29/362,131**

(22) Filed: **May 20, 2010**

(51) **LOC (9) Cl.** **21-02**

(52) **U.S. Cl.** **D21/752**

(58) **Field of Classification Search** D21/733,
D21/752, 759; 473/324–331, 343–346
See application file for complete search history.

(56) **References Cited**

U.S. PATENT DOCUMENTS

| | | | | |
|------------|---|---------|------------------------|---------|
| D363,748 S | * | 10/1995 | Iinuma et al. | D21/752 |
| D447,201 S | * | 8/2001 | Boyd | D21/752 |
| D482,420 S | * | 11/2003 | Burrows | D21/752 |
| D501,036 S | * | 1/2005 | Burrows | D21/752 |
| D501,235 S | * | 1/2005 | Imamoto | D21/752 |
| D522,077 S | * | 5/2006 | Schweigert et al. | D21/752 |
| D522,601 S | * | 6/2006 | Schweigert et al. | D21/752 |

| | | | | |
|------------|---|---------|------------------------|---------|
| D537,495 S | * | 2/2007 | Schweigert et al. | D21/752 |
| D543,600 S | * | 5/2007 | Oldknow et al. | D21/759 |
| D549,792 S | * | 8/2007 | Parise | D21/752 |
| D552,198 S | * | 10/2007 | Schweigert et al. | D21/752 |
| D579,507 S | * | 10/2008 | Llewellyn et al. | D21/759 |
| D606,144 S | * | 12/2009 | Kim et al. | D21/752 |
| D619,182 S | * | 7/2010 | Foster et al. | D21/752 |

* cited by examiner

Primary Examiner — Mitchell I Siegel

(74) *Attorney, Agent, or Firm* — Troutman Sanders, LLP;
James E. Schutz; Jihan A. R. Jenkins

(57) **CLAIM**

The ornamental design for a wood-type golf club, as shown and described.

DESCRIPTION

FIG. 1 is a bottom perspective view of the wood-type golf club;

FIG. 2 is a bottom plan view thereof;

FIG. 3 is a heel end elevational view thereof;

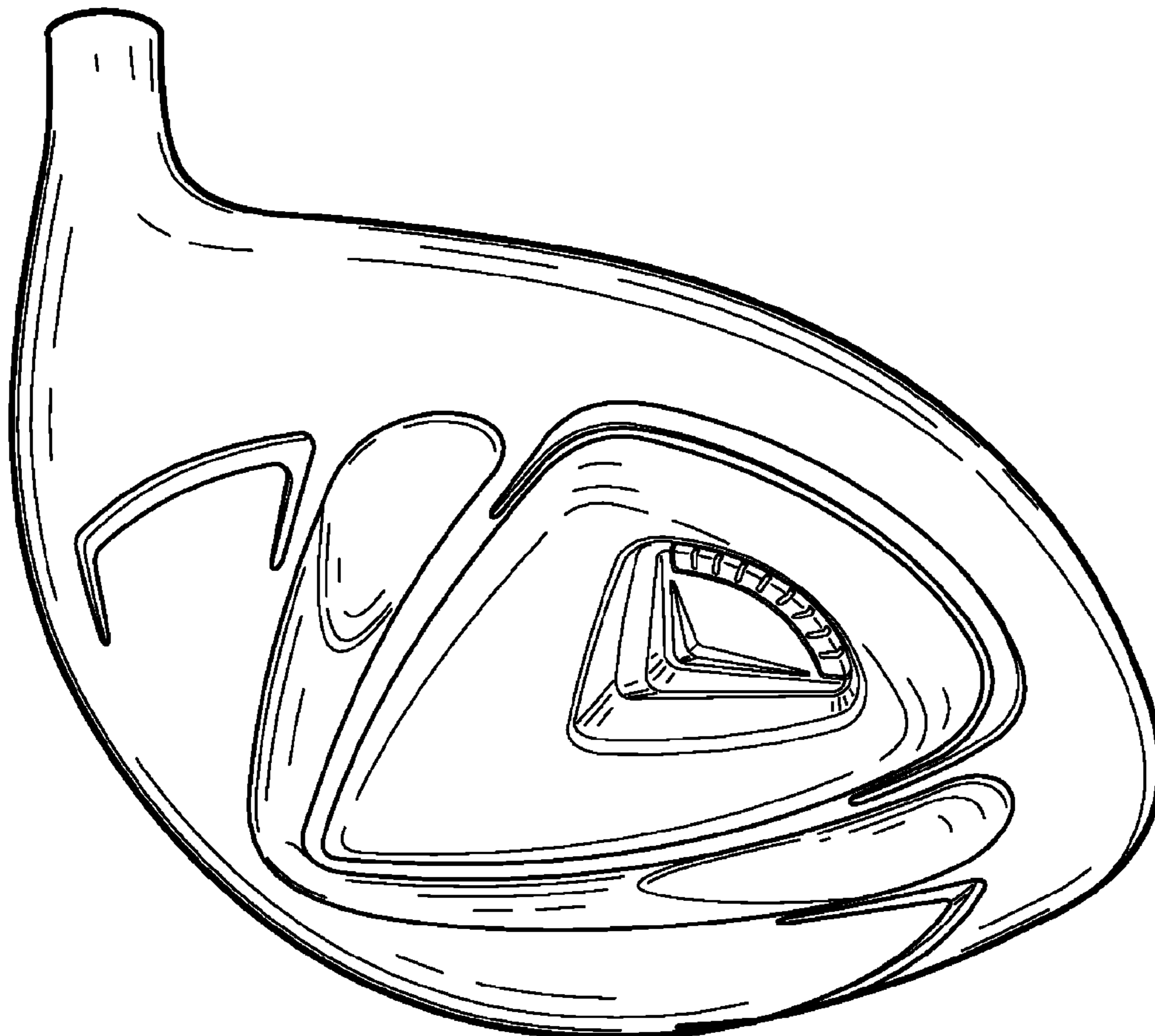
FIG. 4 is a rear elevational view thereof;

FIG. 5 is a bottom perspective view thereof;

FIG. 6 is a bottom perspective view thereof; and,

FIG. 7 is a bottom perspective view thereof.

1 Claim, 4 Drawing Sheets



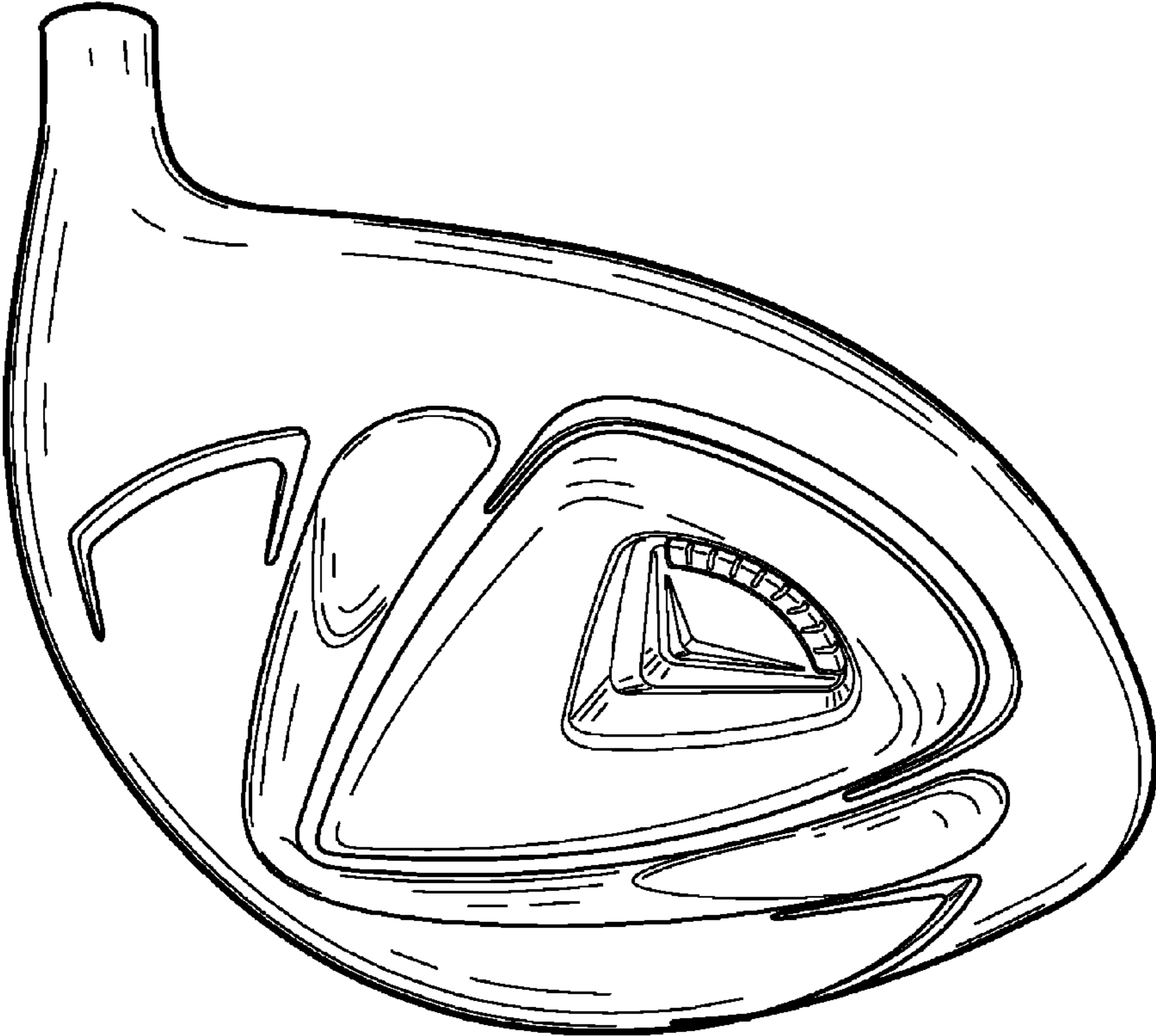


FIG. 1




FIG. 2




FIG. 3

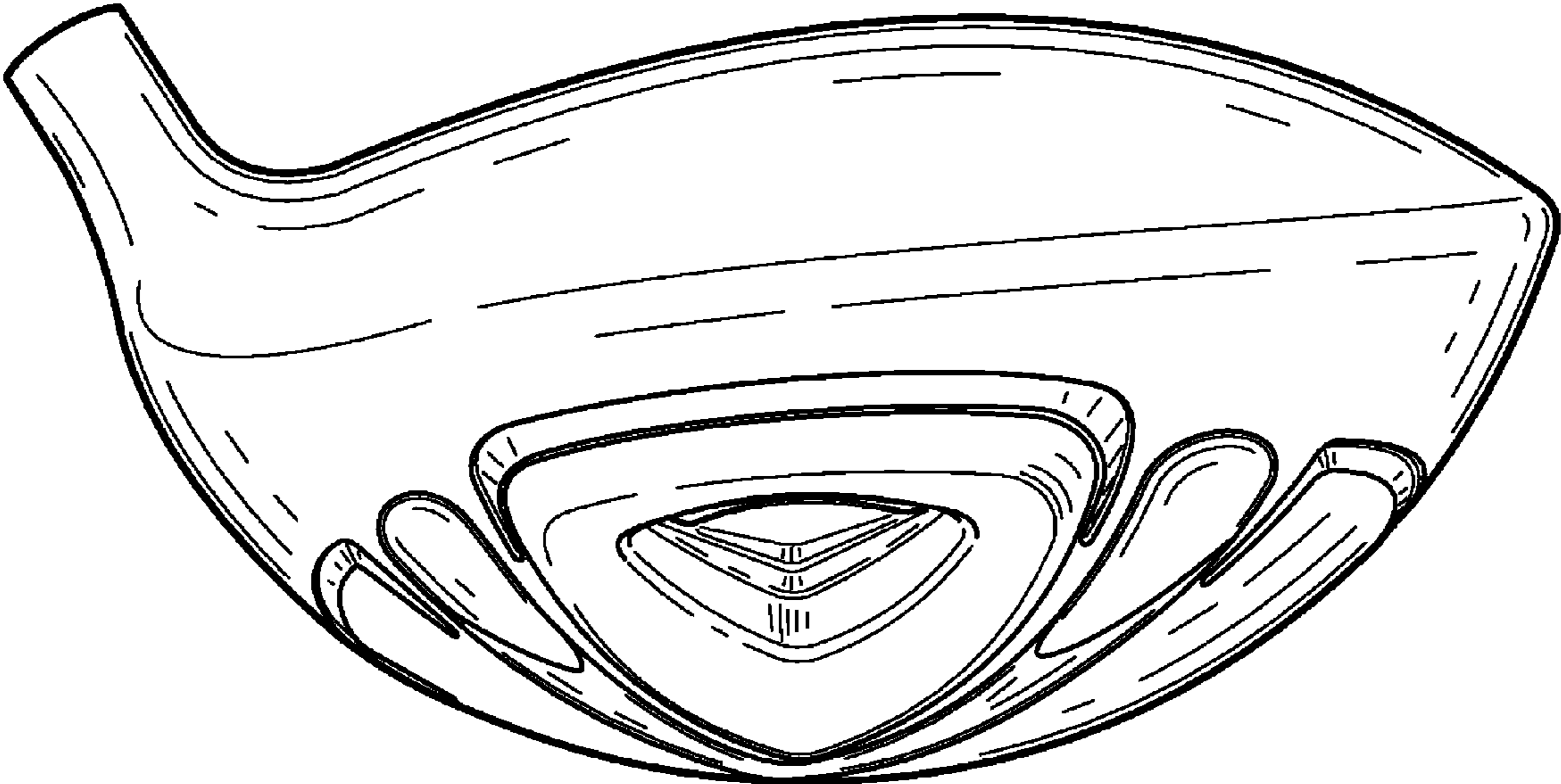


FIG. 4




FIG. 5




FIG. 6



FIG. 7