



US00D639360S

(12) **United States Design Patent**
Lederman et al.

(10) **Patent No.:** **US D639,360 S**
(45) **Date of Patent:** **** Jun. 7, 2011**

(54) **THROWABLE BALL**

(75) Inventors: **Evan E Lederman**, Haubstadt, IN (US);
Nathan John Erickson, Bloomington,
MN (US); **Richard Scott Walters**,
Hugo, MN (US)

(73) Assignee: **Indian Industries, Inc.**, Evansville, IN
(US)

(**) Term: **14 Years**

(21) Appl. No.: **29/381,283**

(22) Filed: **Dec. 17, 2010**

Related U.S. Application Data

(63) Continuation-in-part of application No. 29/365,675,
filed on Jul. 13, 2010.

(51) **LOC (9) Cl.** **21-02**

(52) **U.S. Cl.** **D21/712**

(58) **Field of Classification Search** D21/707-714;
473/569-614; 446/34, 213, 400, 486
See application file for complete search history.

(56) **References Cited**

U.S. PATENT DOCUMENTS

2,859,040	A *	11/1958	Gow et al.	473/596
2,931,653	A *	4/1960	Gow et al.	473/596
5,123,645	A *	6/1992	MacDonald et al.	473/594
D356,355	S *	3/1995	Martin	D21/712
D384,716	S *	10/1997	Stevens	D21/712
D386,229	S *	11/1997	Hicks	D21/712

6,132,282	A *	10/2000	Camp	446/124
D491,240	S *	6/2004	Johnson	D21/712
D536,757	S *	2/2007	Hedeen, Jr.	D21/712
D552,307	S *	10/2007	Renforth et al.	D30/160
D564,714	S *	3/2008	Axelrod	D30/160
2008/0039246	A1 *	2/2008	Martino	473/569
2011/0009218	A1 *	1/2011	Wallach et al.	473/594

OTHER PUBLICATIONS

SPORTIME® Fall 2003 Catalog, p. 92: Ribbed Ball Set in center
left.*

* cited by examiner

Primary Examiner — Catherine Tuttle

(74) *Attorney, Agent, or Firm* — Woodard, Emhardt,
Moriarty, McNett & Henry LLP

(57) **CLAIM**

The ornamental design for a throwable ball, as shown and
described.

DESCRIPTION


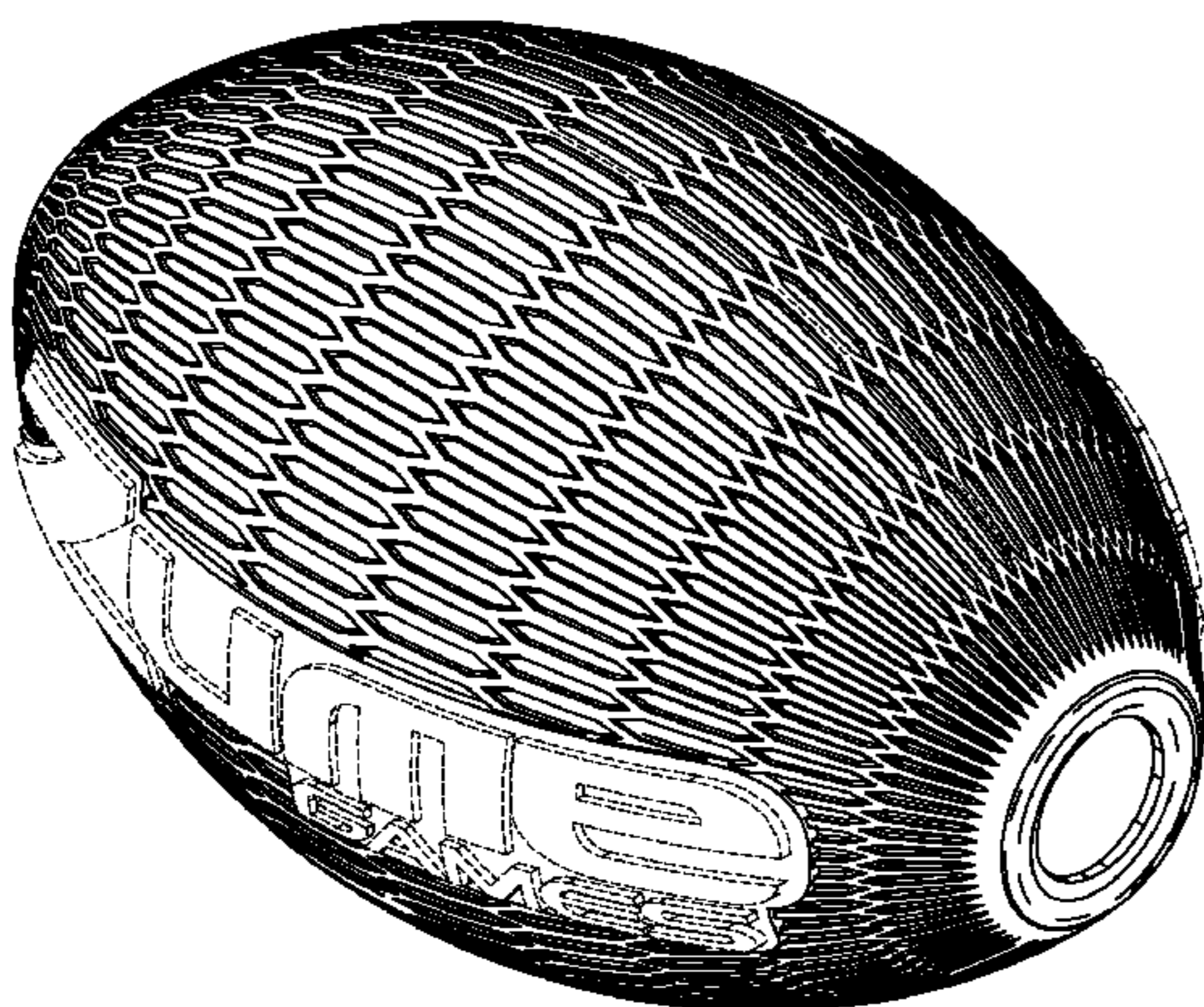
FIG. 1 is a front and left perspective view of the throwable ball
showing our new design;

FIG. 2 is a left side view thereof, the side opposite being a
mirror image; and,

FIG. 3 is a front view thereof; the rear view being the same the
same except for the area occupied by the raised lettering
showing in broken lines.

The dotted lines are included for the purpose of illustrating
portions of the throwable ball that form no part of the claimed
design. The appearance within the unshaded end region of
FIGS. 1 and 3 likewise forms no part of the claimed design.

1 Claim, 2 Drawing Sheets



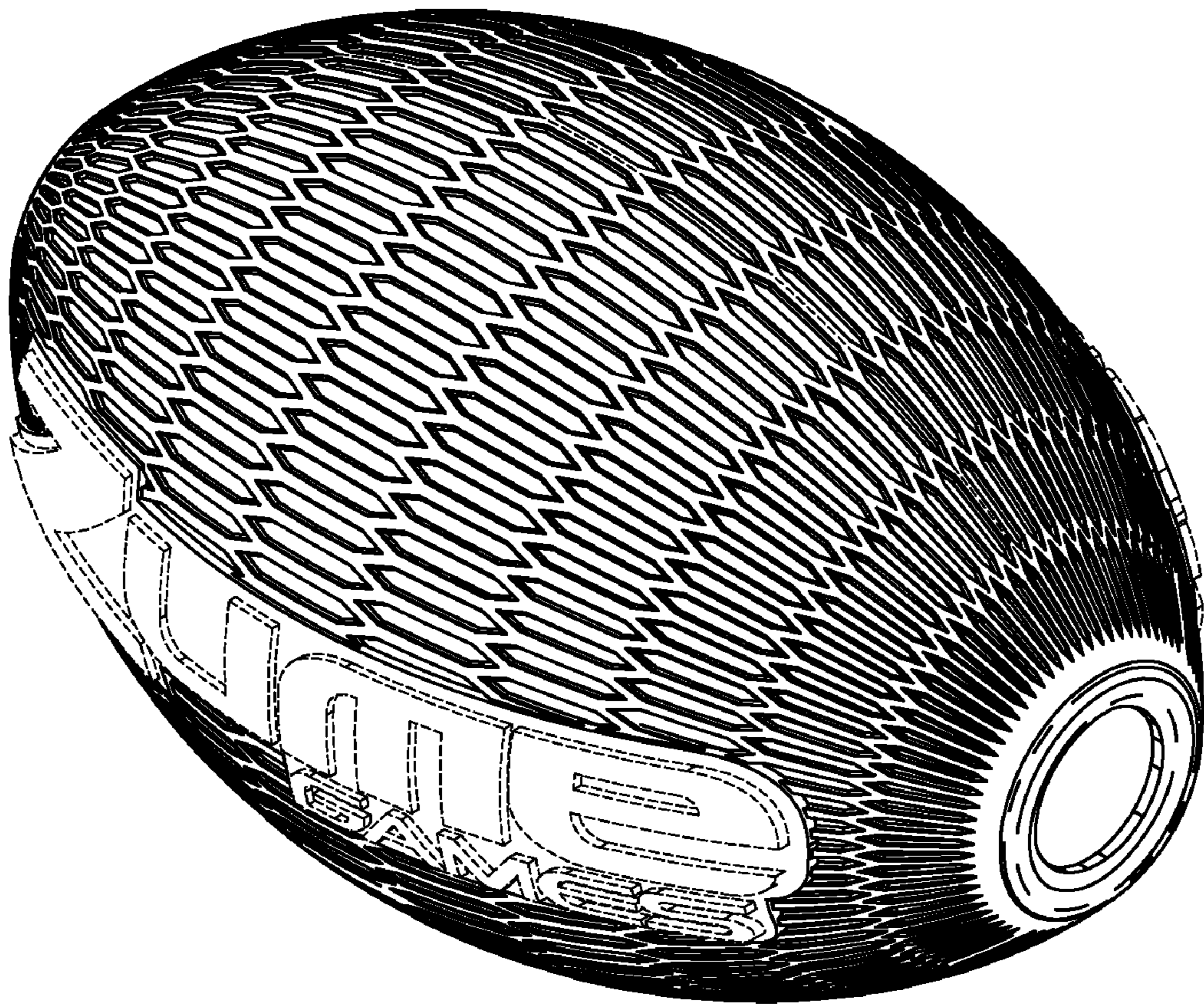


Fig. 1




Fig. 2

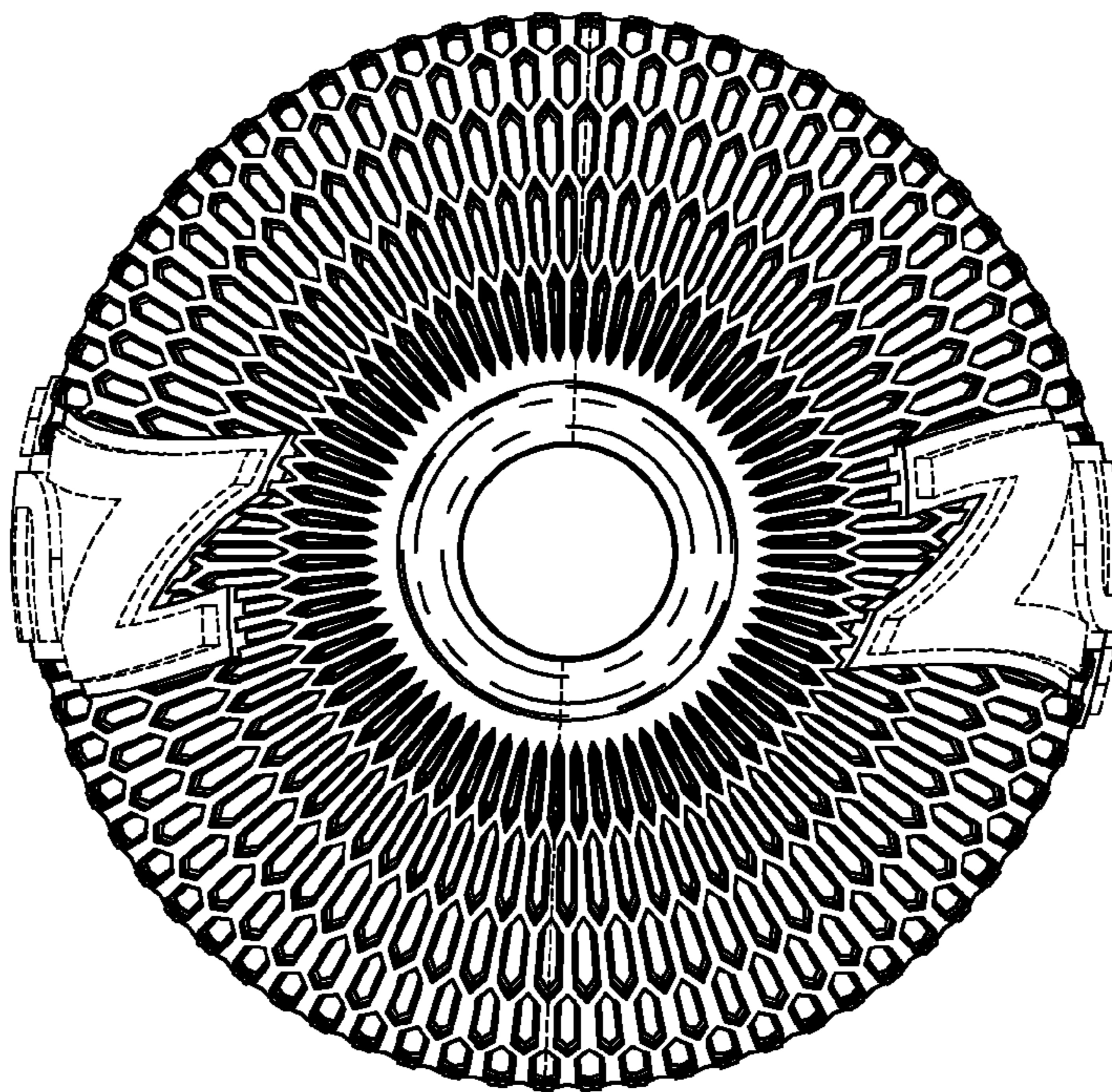


Fig. 3