



US00D639345S

(12) **United States Design Patent**
Jedlicka

(10) **Patent No.:** **US D639,345 S**
(45) **Date of Patent:** **** *Jun. 7, 2011**

(54) **PORTABLE SIGN WITH PARTIAL MESH AND REFLECTIVE STRIP SIDE PANELS**

(75) Inventor: **Maya P. Jedlicka**, Dallas, TX (US)

(73) Assignee: **DBK Holdings, LLC**, Dallas, TX (US)

(*) Notice: This patent is subject to a terminal disclaimer.

(**) Term: **14 Years**

(21) Appl. No.: **29/361,994**

(22) Filed: **May 18, 2010**

Related U.S. Application Data

(63) Continuation-in-part of application No. 29/315,161, filed on Jun. 1, 2009, now Pat. No. Des. 617,840, and a continuation-in-part of application No. 12/151,705, filed on May 8, 2008, and a continuation-in-part of application No. 11/999,437, filed on Dec. 5, 2007, which is a continuation-in-part of application No. 11/496,752, filed on Aug. 1, 2006.

(51) **LOC (9) Cl.** **20-03**

(52) **U.S. Cl.** **D20/10; D10/109**

(58) **Field of Classification Search** D20/10, D20/17, 19, 25, 29-33, 42, 99; 40/538-542, 40/584, 603, 606.01, 610, 617, 624; D10/104, D10/109, 113; D19/82; D21/706; D30/108; 29/428; 135/126; 190/107; 428/12

See application file for complete search history.

(56) **References Cited**

U.S. PATENT DOCUMENTS

D216,843 S * 3/1970 Lew D19/82
4,426,801 A * 1/1984 Gates 40/610
D273,095 S * 3/1984 Schulze D10/109
4,462,145 A * 7/1984 Schulze 29/428

5,199,375 A * 4/1993 Johson 116/209
5,225,254 A * 7/1993 Foulke 428/12
5,273,142 A * 12/1993 Weber 190/107
D390,897 S * 2/1998 Wade D21/706
6,453,923 B2 * 9/2002 Zheng 135/126
6,851,439 B2 * 2/2005 Zheng 135/126
6,928,951 B2 * 8/2005 Huang 116/63 P
6,928,952 B2 * 8/2005 Garcia 116/63 C
D514,463 S * 2/2006 Levine D10/109
D514,747 S * 2/2006 Bertoli et al. D30/108
7,003,908 B2 * 2/2006 Bober et al. 40/610
7,047,681 B2 * 5/2006 Perelli et al. 40/610
7,073,523 B2 * 7/2006 Zheng 135/126

(Continued)

Primary Examiner — Mary Ann Calabrese

(74) *Attorney, Agent, or Firm* — Kirby B. Drake; Klemchuk Kubasta LLP

(57) **CLAIM**

The ornamental design for a portable sign with partial mesh and reflective strip side panels, as shown and described.

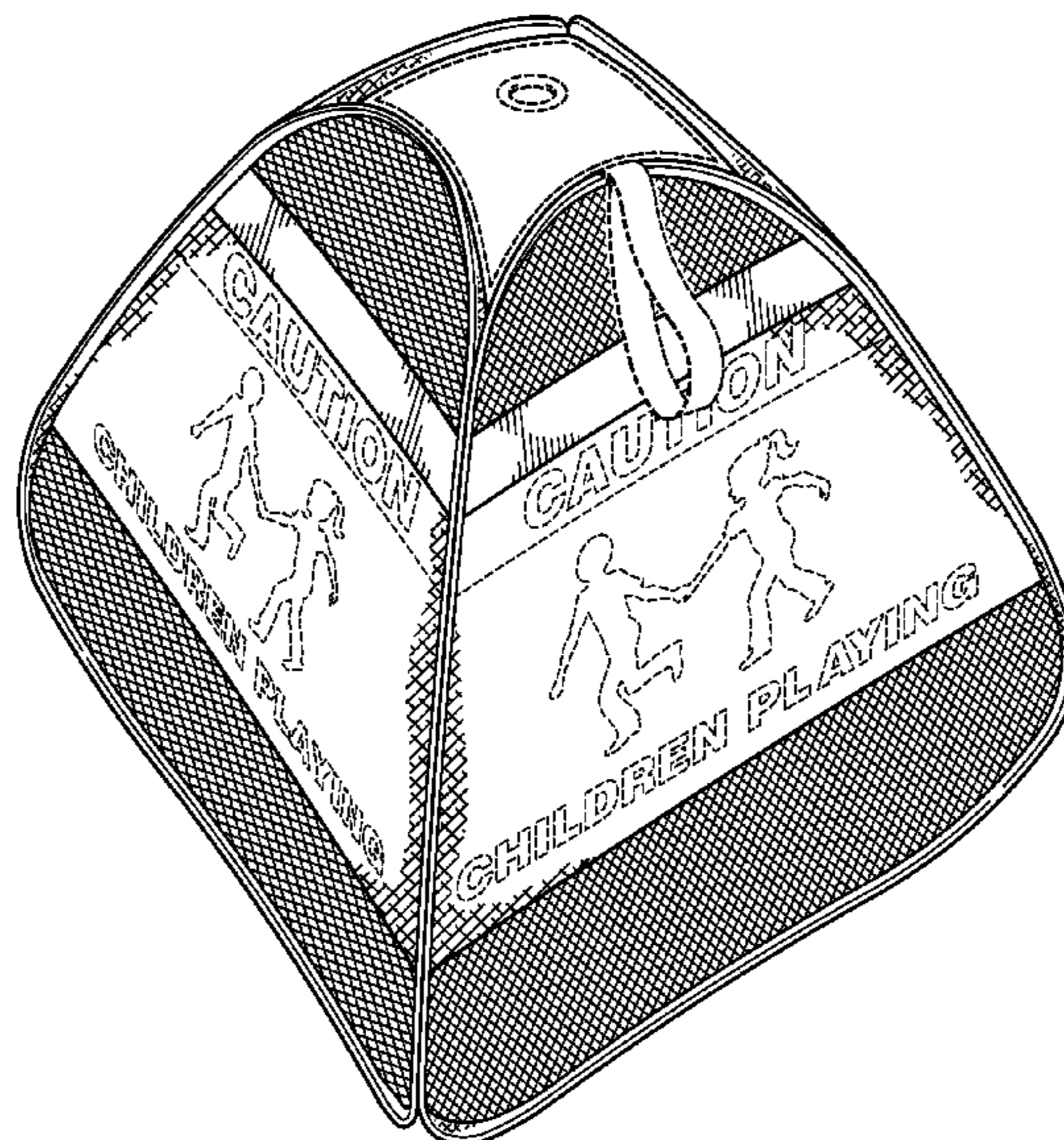
DESCRIPTION

FIG. 1 is a perspective view of an ornamental design for a portable sign with partial mesh and reflective strip side panels in accordance with the present disclosure;

FIG. 2 is a front elevation view of the portable sign with partial mesh and reflective strip side panels shown in FIG. 1; FIG. 3 is a right side elevation view of the portable sign with partial mesh and reflective strip side panels shown in FIG. 1; FIG. 4 is a left side elevation view of the portable sign with partial mesh and reflective strip side panels shown in FIG. 1; FIG. 5 is a rear elevation view of the portable sign with partial mesh and reflective strip side panels shown in FIG. 1; and, FIG. 6 is a top plan view of the portable sign with partial mesh and reflective strip side panels shown in FIG. 1.

The broken lines shown on FIGS. 1-6 show unclaimed detail only and form no part of the claimed design.

1 Claim, 4 Drawing Sheets



US D639,345 S

Page 2

U.S. PATENT DOCUMENTS

D558,832 S *	1/2008	Jedlicka	D20/10	D617,841 S *	6/2010	Jedlicka	D20/10
D559,140 S *	1/2008	Hilton	D10/109	2004/0107619 A1 *	6/2004	Perelli et al.	40/610
D597,429 S *	8/2009	Huang	D10/104	2005/0066562 A1 *	3/2005	Bober et al.	40/610
D617,836 S *	6/2010	Jedlicka	D20/10	2007/0107286 A1 *	5/2007	Jedlicka	40/610
D617,837 S *	6/2010	Jedlicka	D20/10	2008/0209785 A1 *	9/2008	Jedlicka	40/610
D617,838 S *	6/2010	Jedlicka	D20/10	2008/0244947 A1 *	10/2008	Jedlicka	40/606.01
D617,839 S *	6/2010	Jedlicka	D20/10	2009/0025265 A1 *	1/2009	Jedlicka	40/610
D617,840 S *	6/2010	Jedlicka	D20/10	2009/0158628 A1 *	6/2009	Ashley	40/541

* cited by examiner

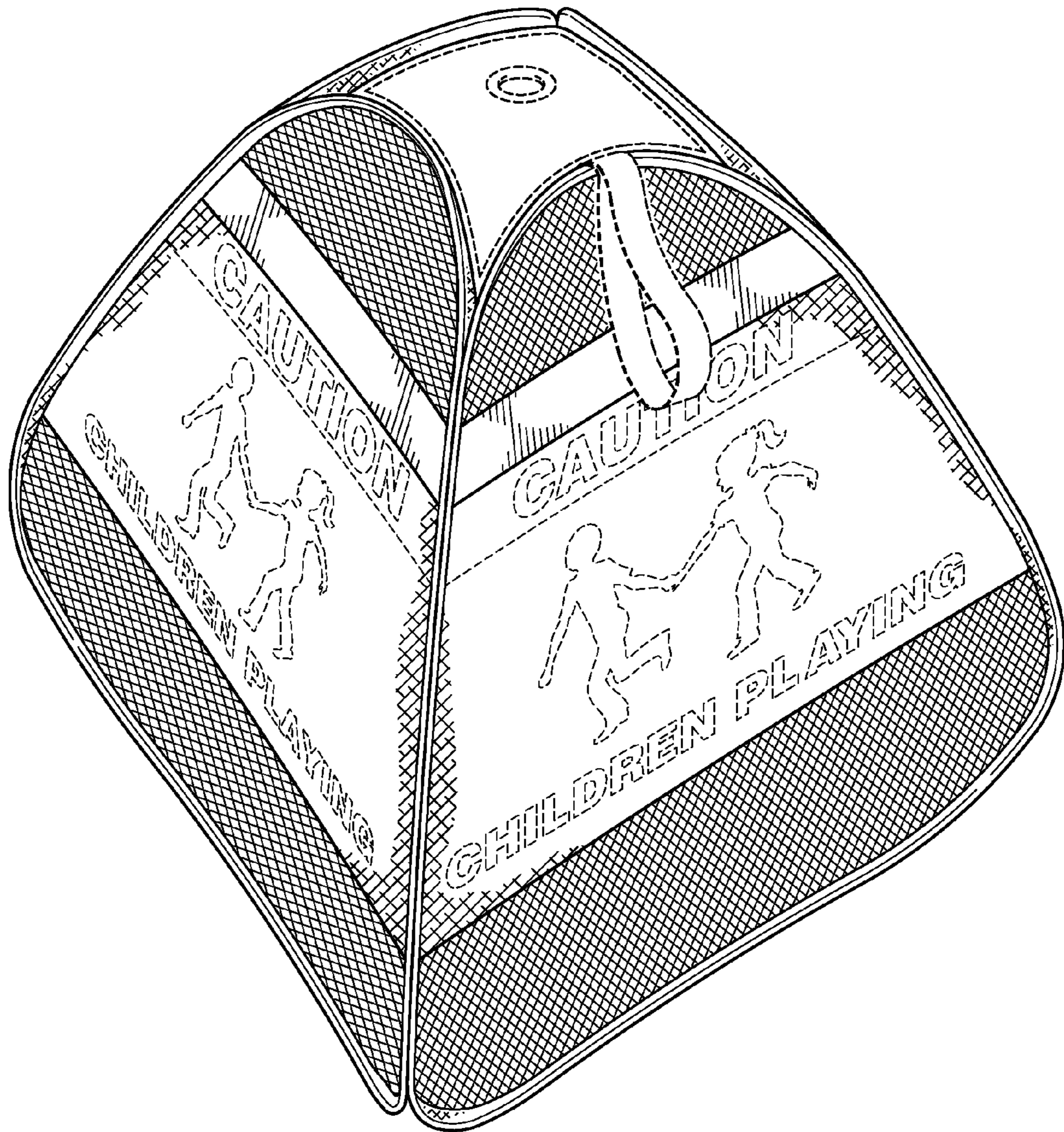


FIG. 1

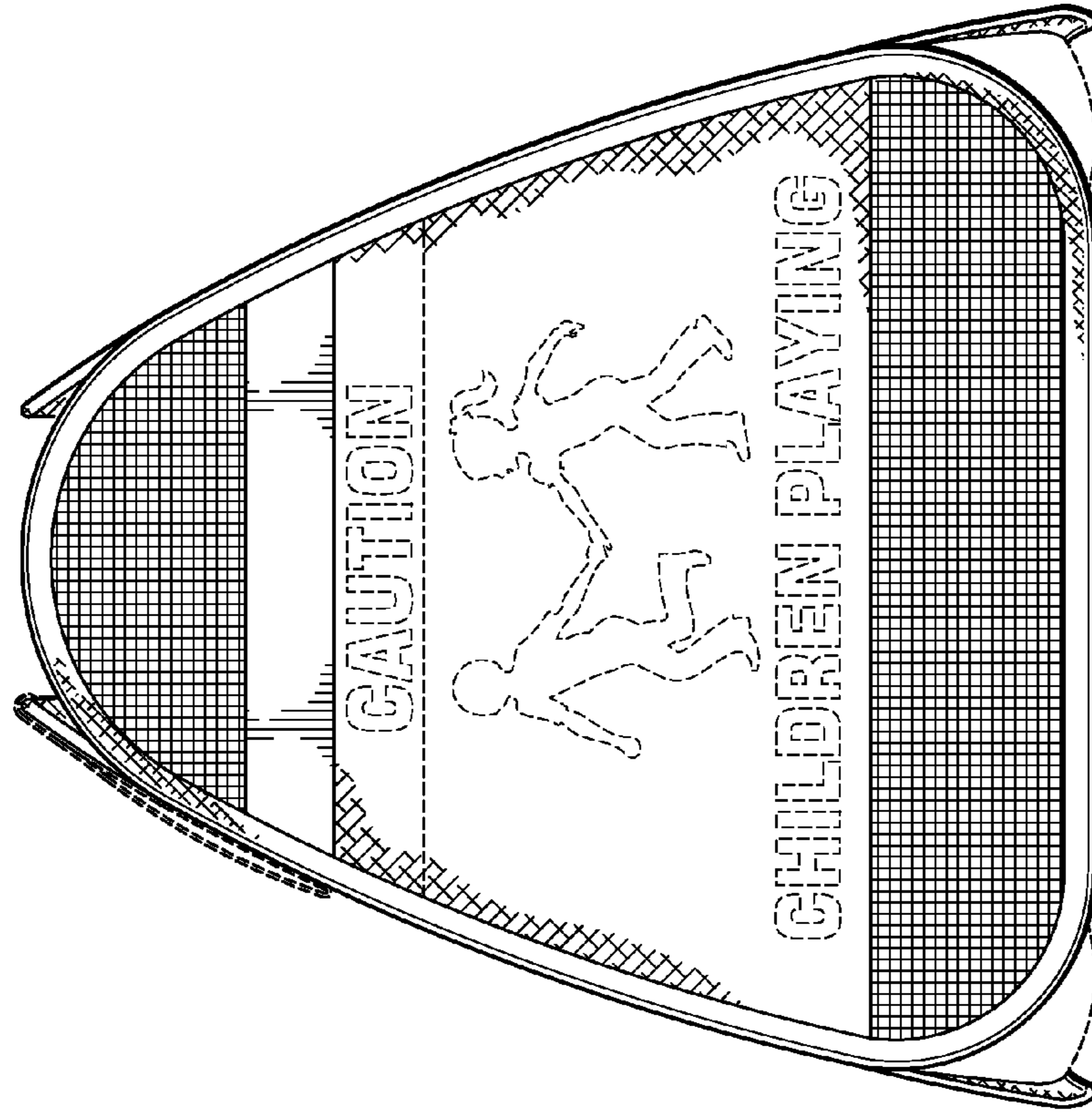


FIG. 2

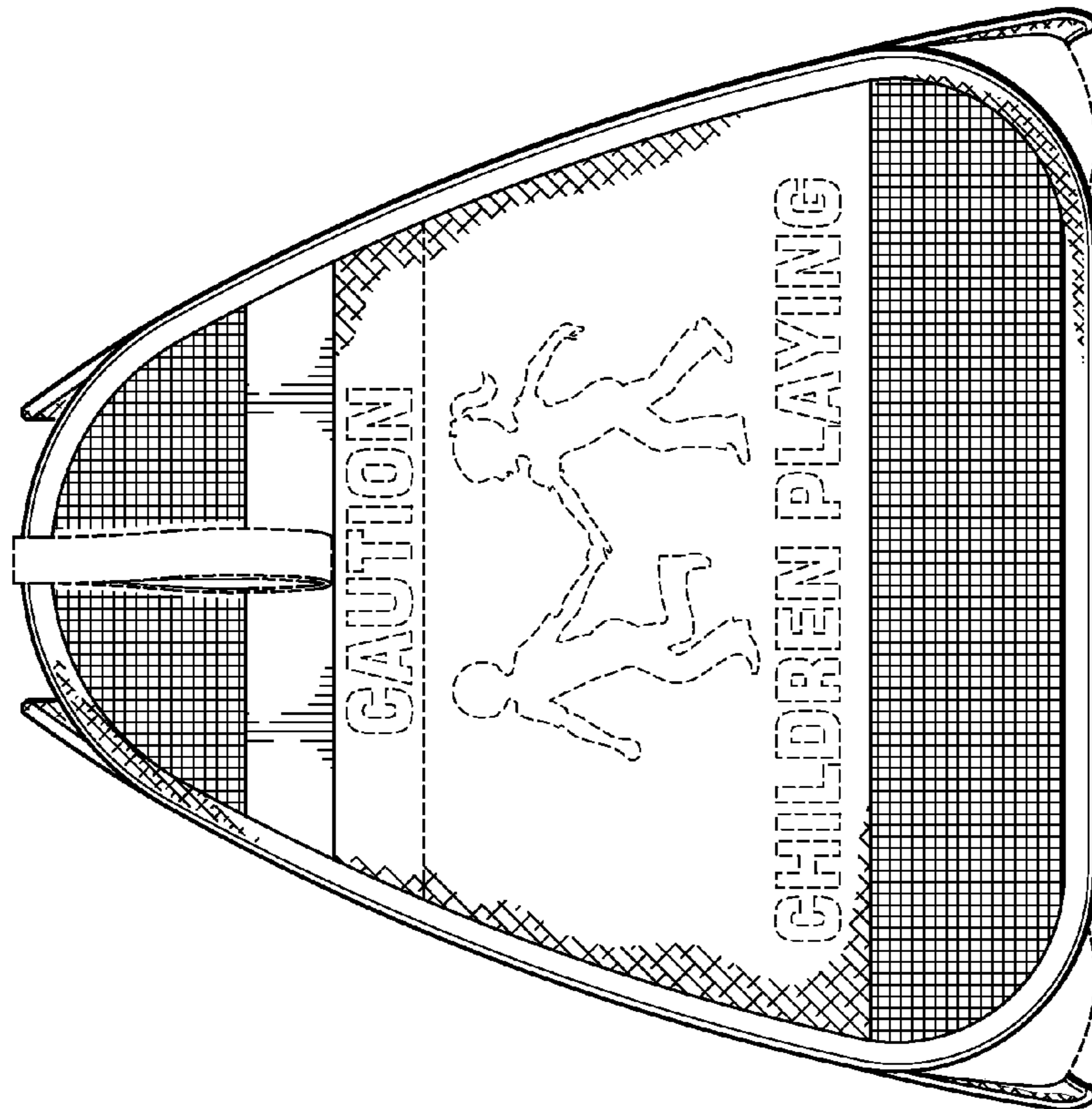


FIG. 3

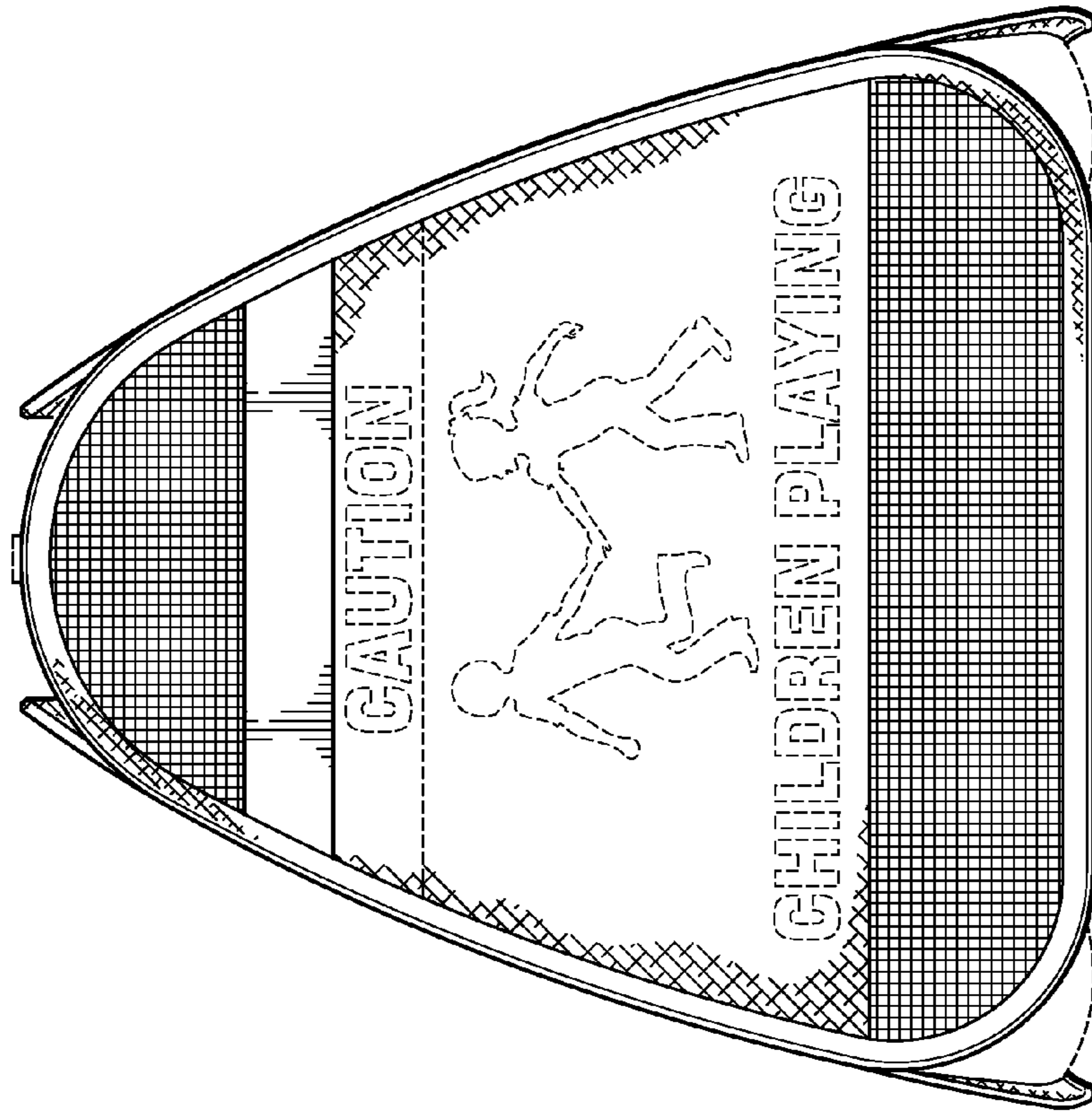


FIG. 5

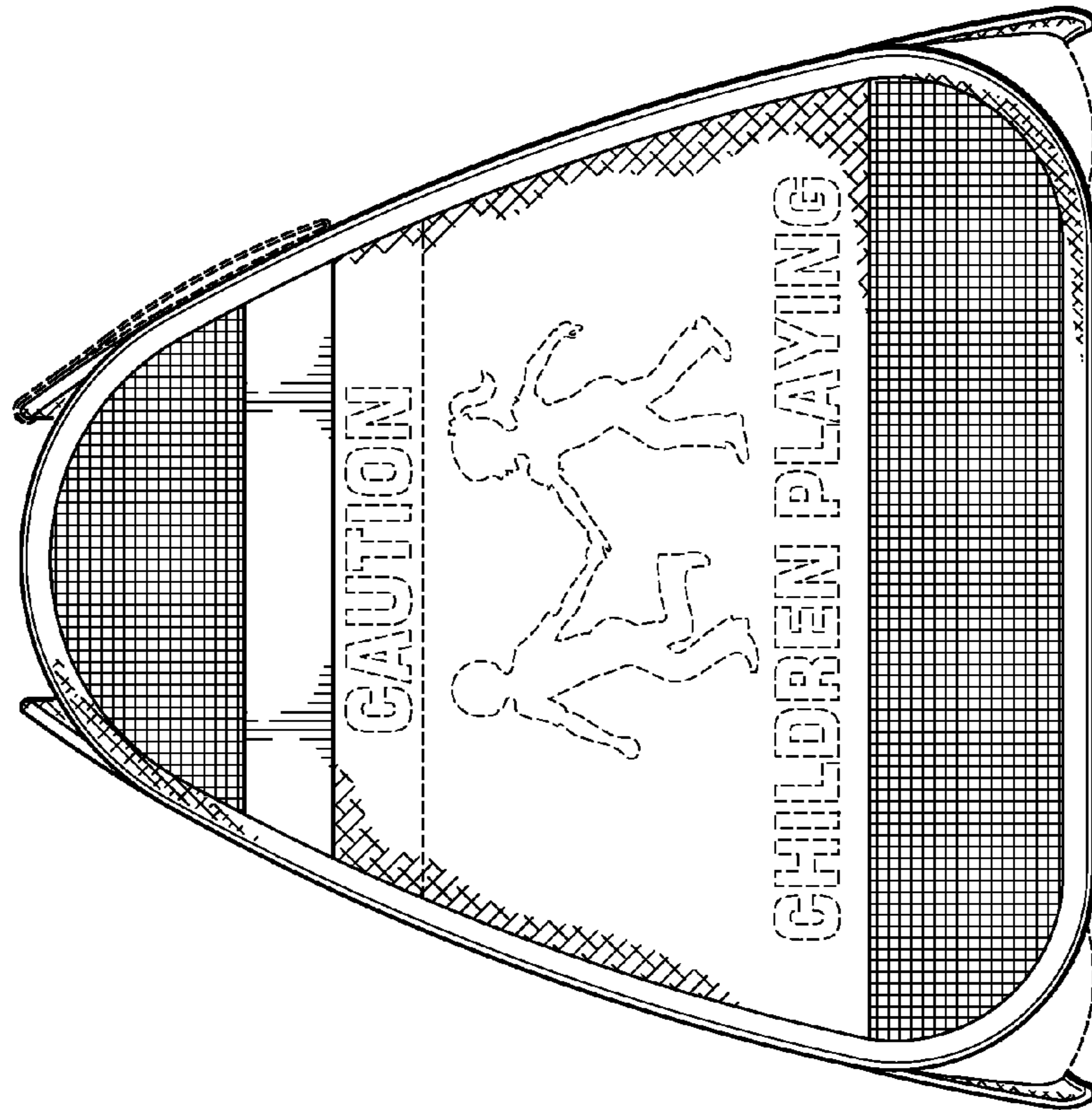


FIG. 4

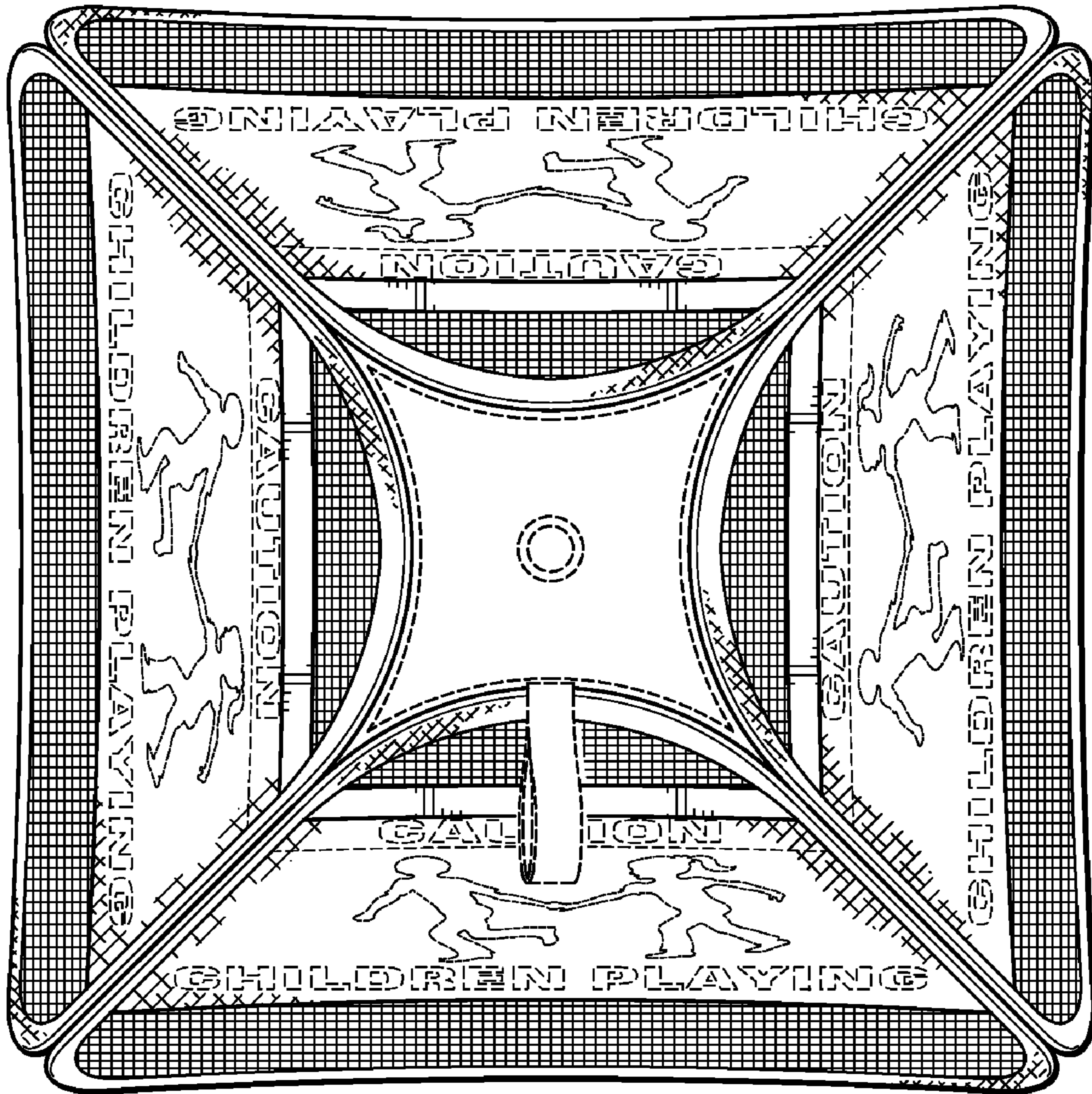


FIG. 6