



US00D639316S

(12) **United States Design Patent**
Roberson et al.

(10) **Patent No.:** **US D639,316 S**
(45) **Date of Patent:** **** Jun. 7, 2011**

(54) **REFRIGERATOR**

(75) Inventors: **Andrew Roberson**, Long Beach, CA
(US); **Ralph Staud**, München (DE);
Thomas Tischer, Haar (DE)

(73) Assignee: **BSH Bosch und Siemens Hausgeraete GmbH**, Munich (DE)

(**) Term: **14 Years**

(21) Appl. No.: **29/376,181**

(22) Filed: **Oct. 4, 2010**

(30) **Foreign Application Priority Data**

Apr. 9, 2010 (EM) 001210660

(51) **LOC (9) Cl.** **15-07**

(52) **U.S. Cl.** **D15/86**

(58) **Field of Classification Search** D15/79,
D15/81, 85, 86, 87, 88; 62/3.6-3.64, 245-255;
312/116, 236, 400-408

See application file for complete search history.

(56) **References Cited**

U.S. PATENT DOCUMENTS

D508,925 S * 8/2005 Seok et al. D15/86
D508,926 S * 8/2005 Seok et al. D15/86
D557,292 S * 12/2007 Lee et al. D15/86

D570,884 S * 6/2008 Yang et al. D15/86
D614,208 S * 4/2010 Seo et al. D15/86
D632,314 S * 2/2011 Kristiansen et al. D15/86

* cited by examiner

Primary Examiner — Shanda C Hill

(74) *Attorney, Agent, or Firm* — James E. Howard; Andre Pallapies

(57) **CLAIM**

The ornamental design for a refrigerator, as shown and described.

DESCRIPTION

FIG. 1 is a front perspective view showing a refrigerator according to our new ornamental design;

FIG. 2 is a front view thereof;

FIG. 3 is a right side view thereof with the left side view being a mirror image thereof;

FIG. 4 is a front view thereof, with the upper doors in an open position;

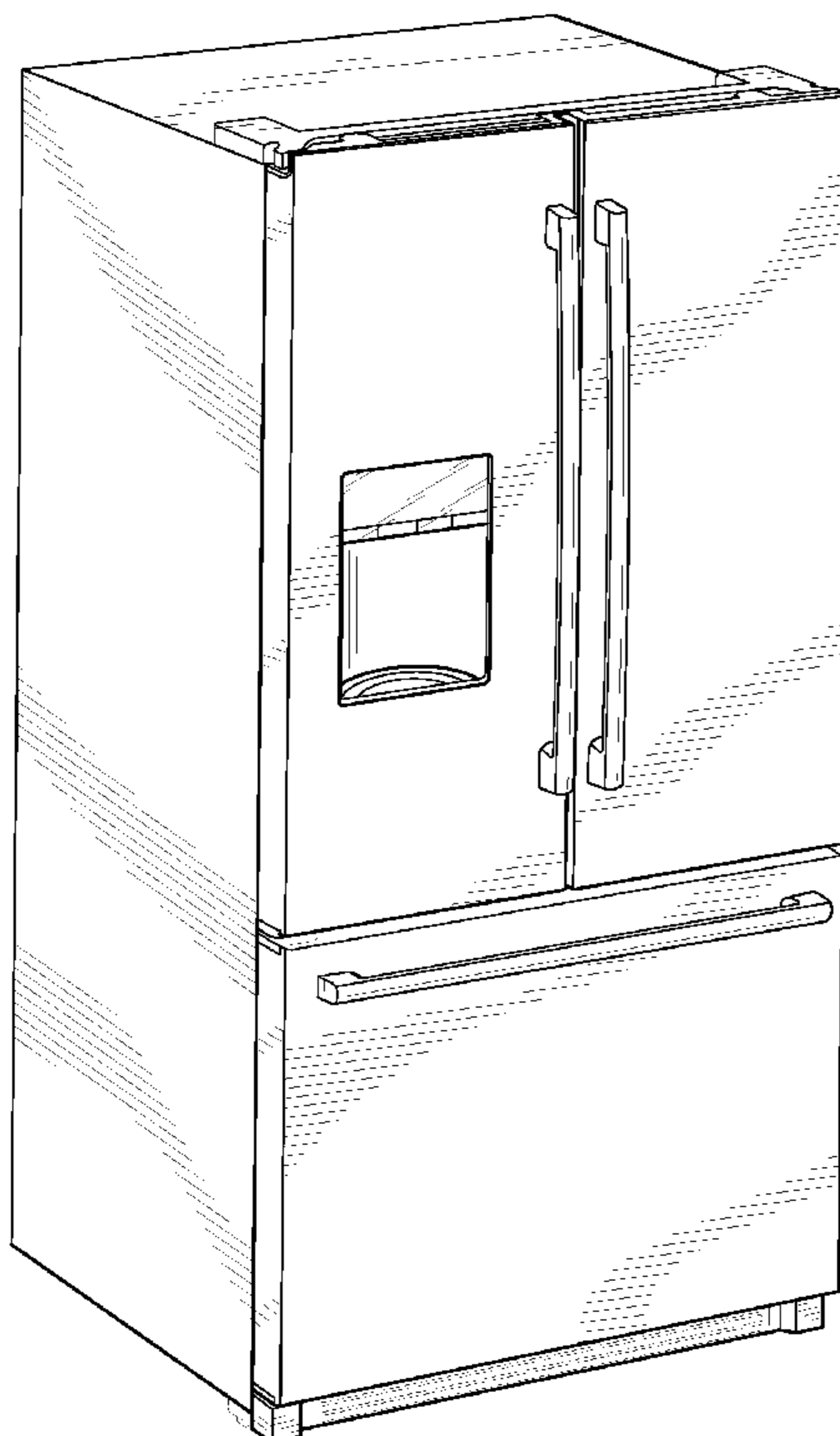
FIG. 5 is a perspective view thereof with the upper doors in an open position; and,

FIG. 6 is a reverse perspective view thereof with the doors in an open position.

The broken lines represent environment or structure of the refrigerator and do not form any part of the claimed design.

The bottom and rear views of the refrigerator are not shown and therefore not claimed.

1 Claim, 6 Drawing Sheets






FIG. 1

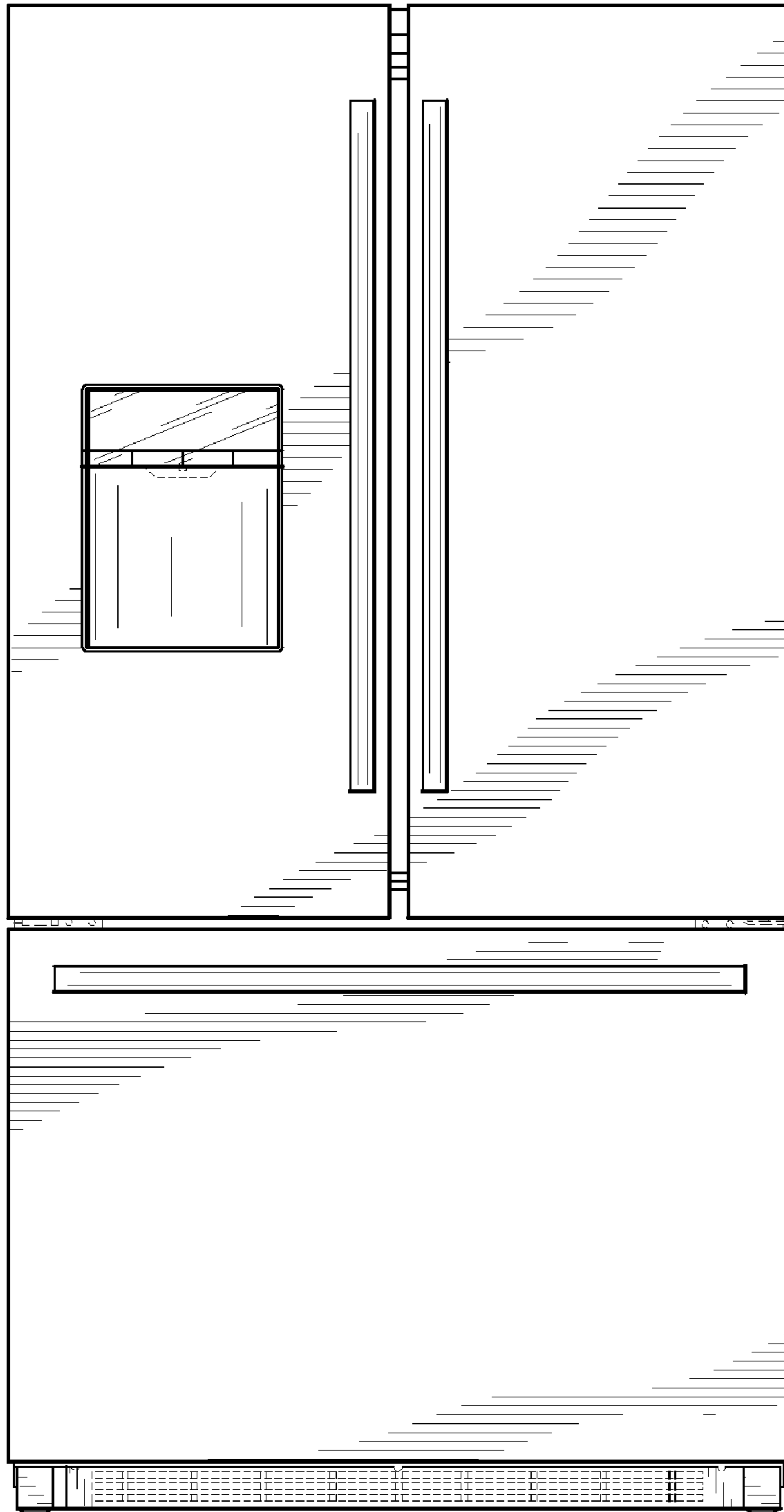


FIG. 2

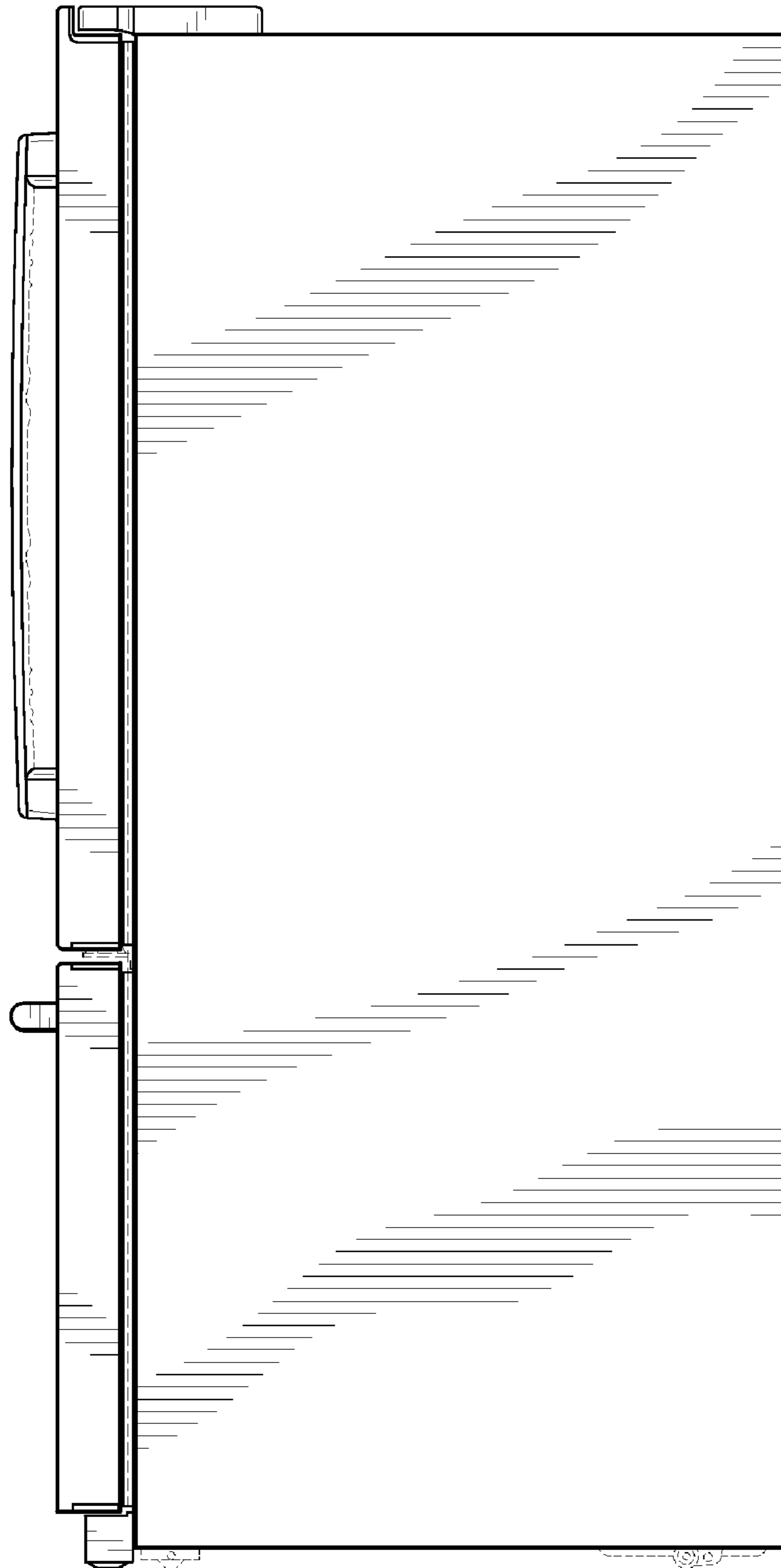


FIG. 3

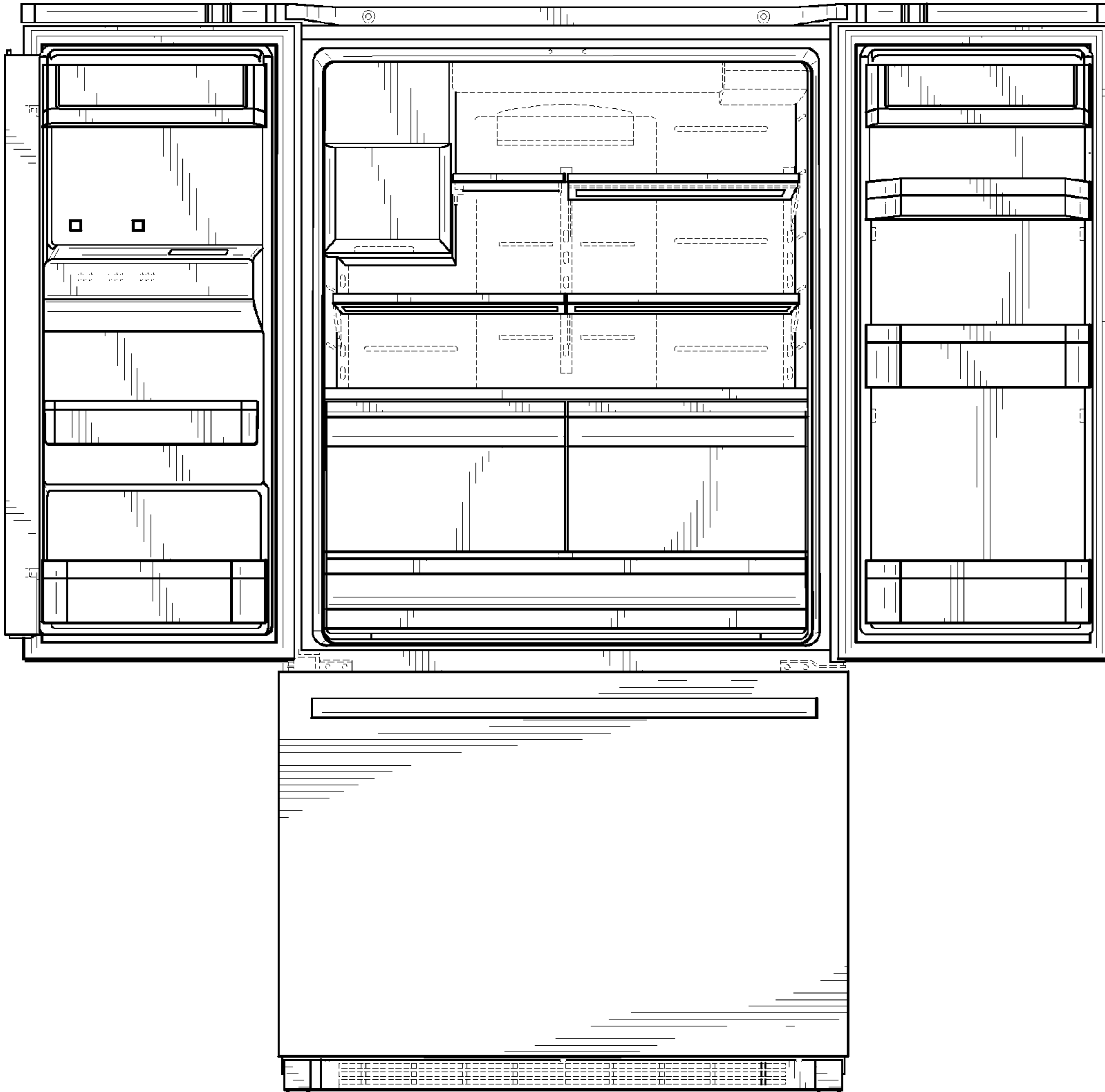


FIG. 4




FIG. 5




FIG. 6