



US00D639309S

(12) **United States Design Patent**
Li et al.

(10) **Patent No.:** **US D639,309 S**
(45) **Date of Patent:** **** Jun. 7, 2011**

(54) **LAMINATION FOR AN ELECTRIC MOTOR**

(75) Inventors: **Yue Li**, Hong Kong (CN); **Jian Zhao**, Shenzhen (CN); **Yong Wang**, Shenzhen (CN); **Ya Ming Zhang**, Shenzhen (CN); **Yan Hong Xue**, Hong Kong (CN); **Mao Xiong Jiang**, Shenzhen (CN)

(73) Assignee: **Johnson Electric S.A.**, Murten (CH)

(**) Term: **14 Years**

(21) Appl. No.: **29/380,109**

(22) Filed: **Nov. 30, 2010**

(30) **Foreign Application Priority Data**

May 31, 2010 (CN) 2010 3 0189040

(51) **LOC (9) Cl.** **15-01**

(52) **U.S. Cl.** **D15/5; D13/118**

(58) **Field of Classification Search** D13/118, D13/114, 122, 199; D15/5; 310/42, 71, 310/85, 86, 194, 216, 254, 267, 268; 336/192, 336/198, 200, 208

See application file for complete search history.

(56) **References Cited**

U.S. PATENT DOCUMENTS

1,823,979 A * 9/1931 Jordan 310/70 R
D287,716 S * 1/1987 Iverson D13/122
5,045,742 A * 9/1991 Armstrong et al. 310/216.069
6,133,662 A 10/2000 Matsunobu et al.
6,429,565 B1 8/2002 Matsunobu et al.
D476,664 S * 7/2003 Gilliland et al. D15/5
6,815,858 B2 11/2004 Matsunobu et al.

6,979,924 B2 12/2005 Nishiyama et al.
D530,344 S * 10/2006 Maita et al. D15/5
7,151,335 B2 12/2006 Tajima et al.
D541,217 S * 4/2007 Tang et al. D13/118
7,230,359 B2 6/2007 Iles-Klumpner
D559,779 S * 1/2008 Qin et al. D13/118
D559,780 S * 1/2008 Qin et al. D13/118
D567,762 S * 4/2008 Qin et al. D13/118
D576,942 S * 9/2008 Yoshikawa et al. D13/122
7,474,029 B2 1/2009 Rahman et al.
D586,747 S * 2/2009 Yoshikawa et al. D13/122
D587,197 S * 2/2009 Yoshikawa et al. D13/122
7,521,832 B2 4/2009 Tajima et al.
D595,740 S * 7/2009 Yang et al. D15/5
2002/0135258 A1 * 9/2002 Drecq et al. 310/216
2003/0155838 A1 * 8/2003 Horng et al. 310/254
2006/0087186 A1 * 4/2006 Wasson et al. 310/114
2007/0257572 A1 * 11/2007 Nakano et al. 310/68 D
2009/0079532 A1 * 3/2009 Muelleman 336/234
2010/0079026 A1 4/2010 Han et al.

* cited by examiner

Primary Examiner — T. Chase Nelson

Assistant Examiner — Ania K Dworzecka

(74) *Attorney, Agent, or Firm* — Muncy, Geissler, Olds & Lowe, PLLC

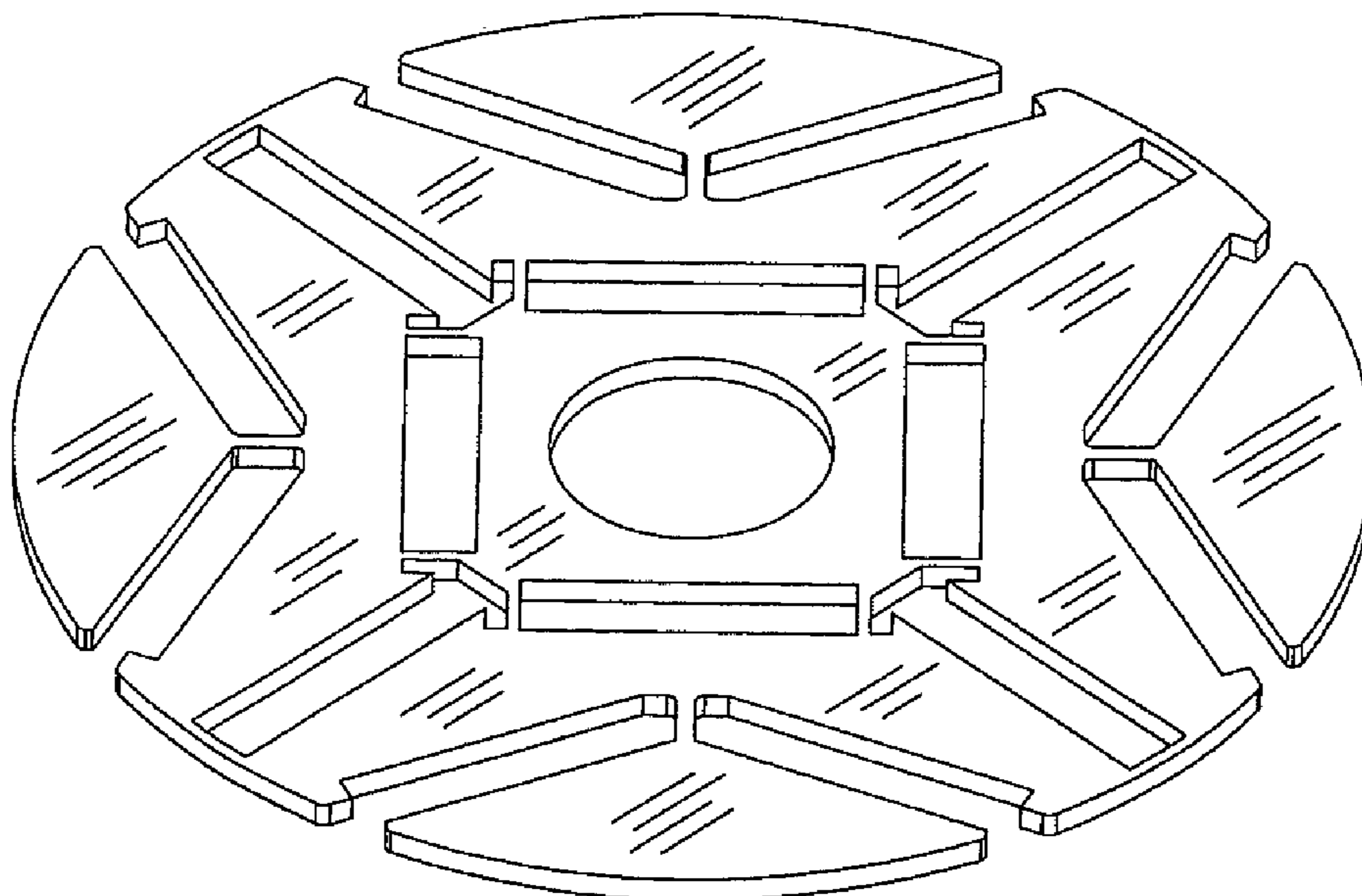
(57) **CLAIM**

The ornamental design for a lamination for an electric motor, as shown and described.

DESCRIPTION

FIG. 1 is a perspective view of our new design for a lamination for an electric motor; and, FIG. 2 is a top view of our new design, the bottom view being the same.

1 Claim, 1 Drawing Sheet



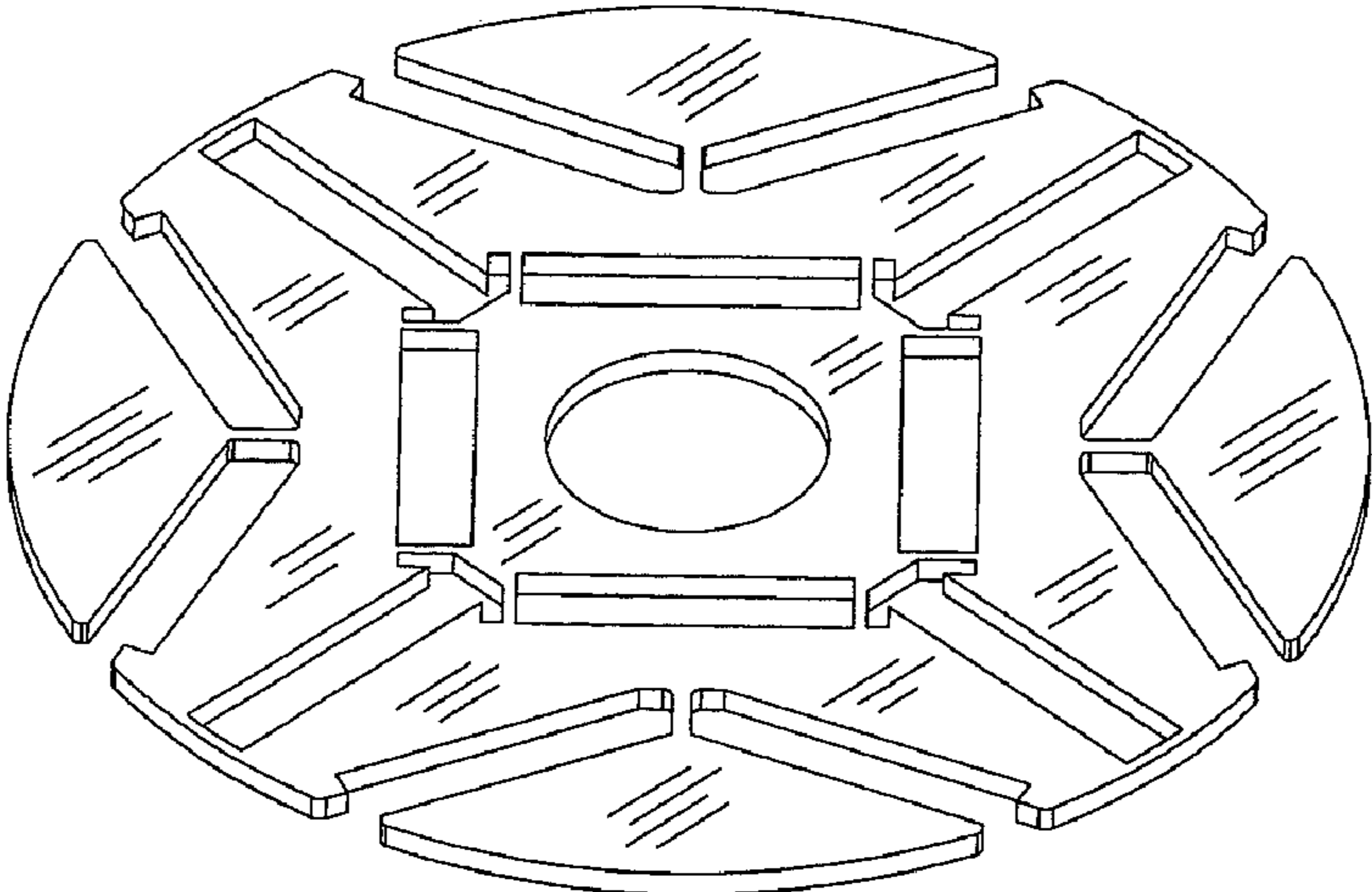


FIG. 1

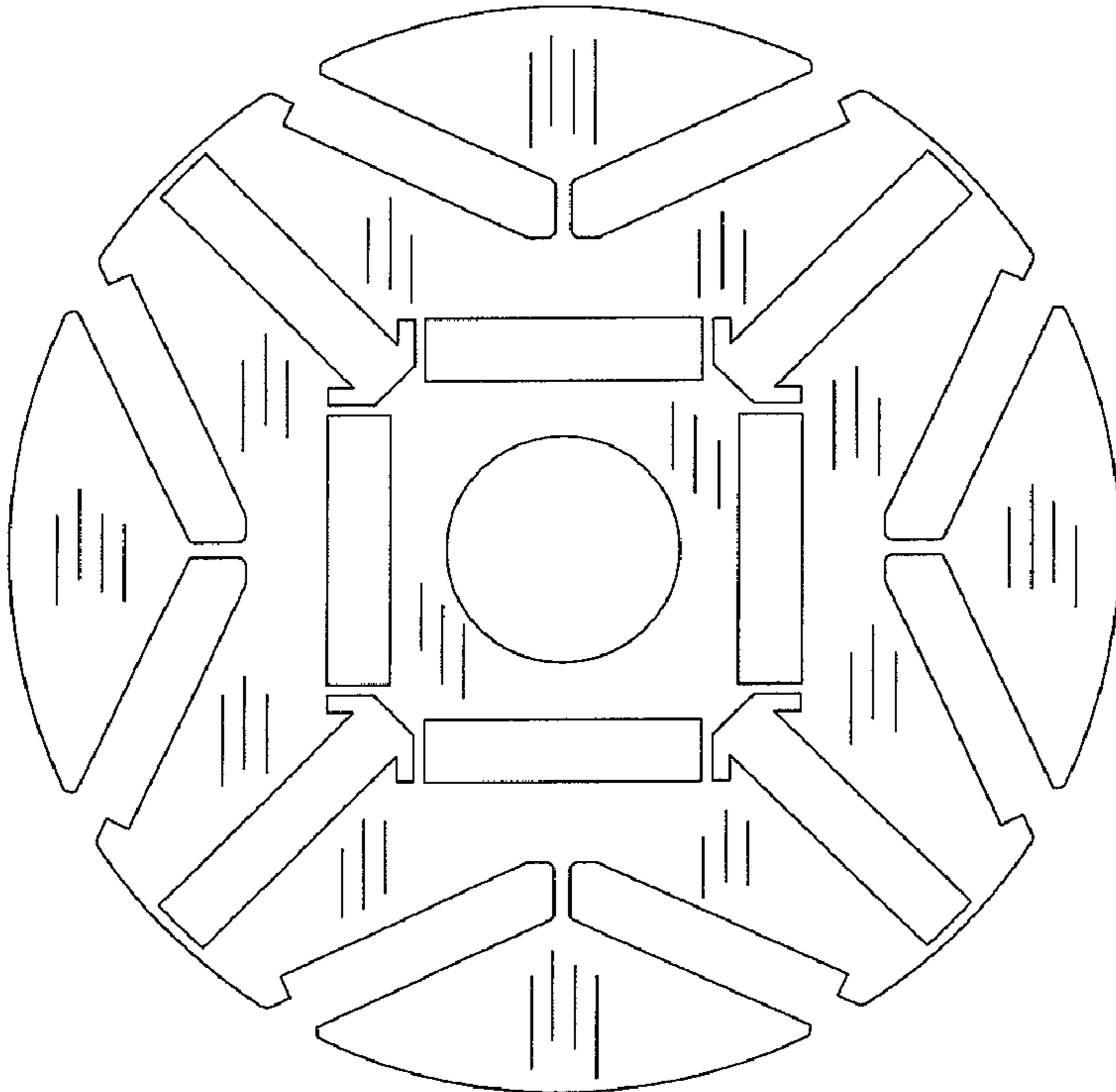


FIG. 2