



US00D639297S

(12) **United States Design Patent**  
**Anderson et al.**

(10) **Patent No.:** **US D639,297 S**  
(45) **Date of Patent:** **\*\* Jun. 7, 2011**

(54) **COMBINED EXTERNAL STORAGE DEVICE  
AND REMOVABLE PORTABLE MEMORY  
KEY**

D530,325 S \* 10/2006 Kerila et al. .... D14/356  
D544,480 S \* 6/2007 Murakami .... D14/480.5  
D549,697 S \* 8/2007 Jeon et al. .... D14/240

(Continued)

(75) Inventors: **Lester Clifford Anderson**, Dublin, CA  
(US); **John Lynn Harting**, San Jose, CA  
(US); **Stuart Allan Karten**, Venice, CA  
(US); **Christopher LaBrutto**, San Jose,  
CA (US); **Andy Jason Logan**, Thousand  
Oaks, CA (US); **Glen Arthur Noda**,  
Playa Del Rey, CA (US); **Dennis Lynn  
Schroeder**, Los Angeles, CA (US)

**OTHER PUBLICATIONS**

LifeStudio Desk Plus | Hitachi Global Storage Technologies,  
[online], [retrieved on Mar. 22, 2011]. Retrieved from the Internet  
<URL: <http://www.hitachigst.com/external-drives/desktop/lifestudio-desk-plus>>.\*

(Continued)

(73) Assignee: **Hitachi Global Storage Technologies  
Netherlands B.V.**, Amsterdam (NL)

*Primary Examiner* — Cathron C Brooks

*Assistant Examiner* — Karen E Kearney

(74) *Attorney, Agent, or Firm* — John Henkhaus

(\*\*) Term: **14 Years**

(57) **CLAIM**

The ornamental design for an combined external storage  
device and removable portable memory key, as shown and  
described.

(21) Appl. No.: **29/370,333**

(22) Filed: **Jul. 1, 2010**

**DESCRIPTION**

(51) **LOC (9) Cl.** ..... **14-02**

(52) **U.S. Cl.** ..... **D14/356**

(58) **Field of Classification Search** ..... D14/300–302,  
D14/314, 348–358, 432, 496, 125, 240, 242,  
D14/299; 361/679.31–679.45; D3/201,  
D3/273; D18/56; D10/65, 75, 78; D13/103,  
D13/149, 162, 184, 199

See application file for complete search history.

FIG. 1 is a front perspective view showing the top, front and  
left side of an combined external storage device and remov-  
able portable memory key;

FIG. 2 is a rear perspective view showing the top, rear and  
right side of the combined external storage device and remov-  
able portable memory key of FIG. 1;

FIG. 3 is a top view of the combined external storage device  
and removable portable memory key of FIG. 1, showing the  
front facing the bottom of the page;

FIG. 4 is a bottom view of the combined external storage  
device and removable portable memory key of FIG. 1, show-  
ing the front facing the top of the page;

FIG. 5 is a front view of the combined external storage device  
and removable portable memory key of FIG. 1; and,

FIG. 6 is a left side view of the combined external storage  
device and removable portable memory key of FIG. 1.

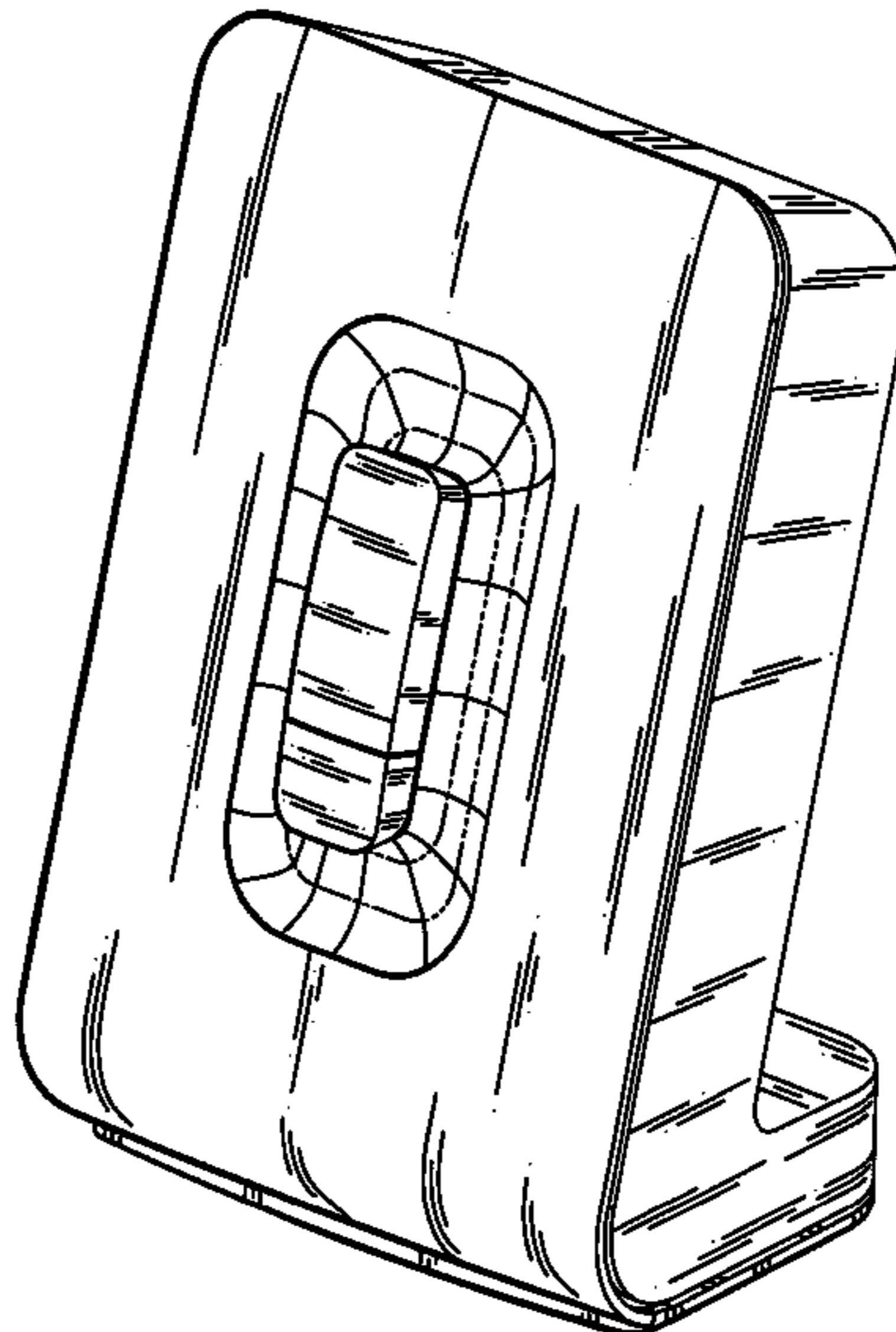
The broken lines shown in FIGS. 1, 3, and 5 are contour lines.

(56) **References Cited**

**U.S. PATENT DOCUMENTS**

D75,571 S \* 6/1928 Lawrence et al. .... D13/184  
D324,046 S \* 2/1992 Yoneyama et al. .... D14/150  
D339,577 S \* 9/1993 Velinsky ..... D14/435  
D363,721 S \* 10/1995 Lum et al. .... D14/226  
D364,396 S \* 11/1995 Starec et al. .... D14/435  
D379,989 S \* 6/1997 Skene et al. .... D14/214  
D502,182 S \* 2/2005 Mitchell et al. .... D14/436  
D506,863 S \* 7/2005 Lee et al. .... D3/201  
D511,343 S \* 11/2005 Solomon et al. .... D14/356

**1 Claim, 6 Drawing Sheets**



# US D639,297 S

Page 2

---

## U.S. PATENT DOCUMENTS

D589,531 S \* 3/2009 Fullerton ..... D14/496  
D593,034 S \* 5/2009 Mori et al. .... D13/146  
D593,973 S \* 6/2009 Cho et al. .... D14/125  
D600,689 S \* 9/2009 Jen ..... D14/341  
D619,996 S \* 7/2010 Demskie et al. .... D14/218  
2010/0220435 A1 \* 9/2010 Fahey et al. .... 361/679.32

## OTHER PUBLICATIONS

Mobile, [online], [retrieved on Mar. 22, 2011]. Retrieved from the  
Internet <URL: [http://www.hitachigst.com/external-drives/  
mobile/](http://www.hitachigst.com/external-drives/mobile/)>.\*

\* cited by examiner

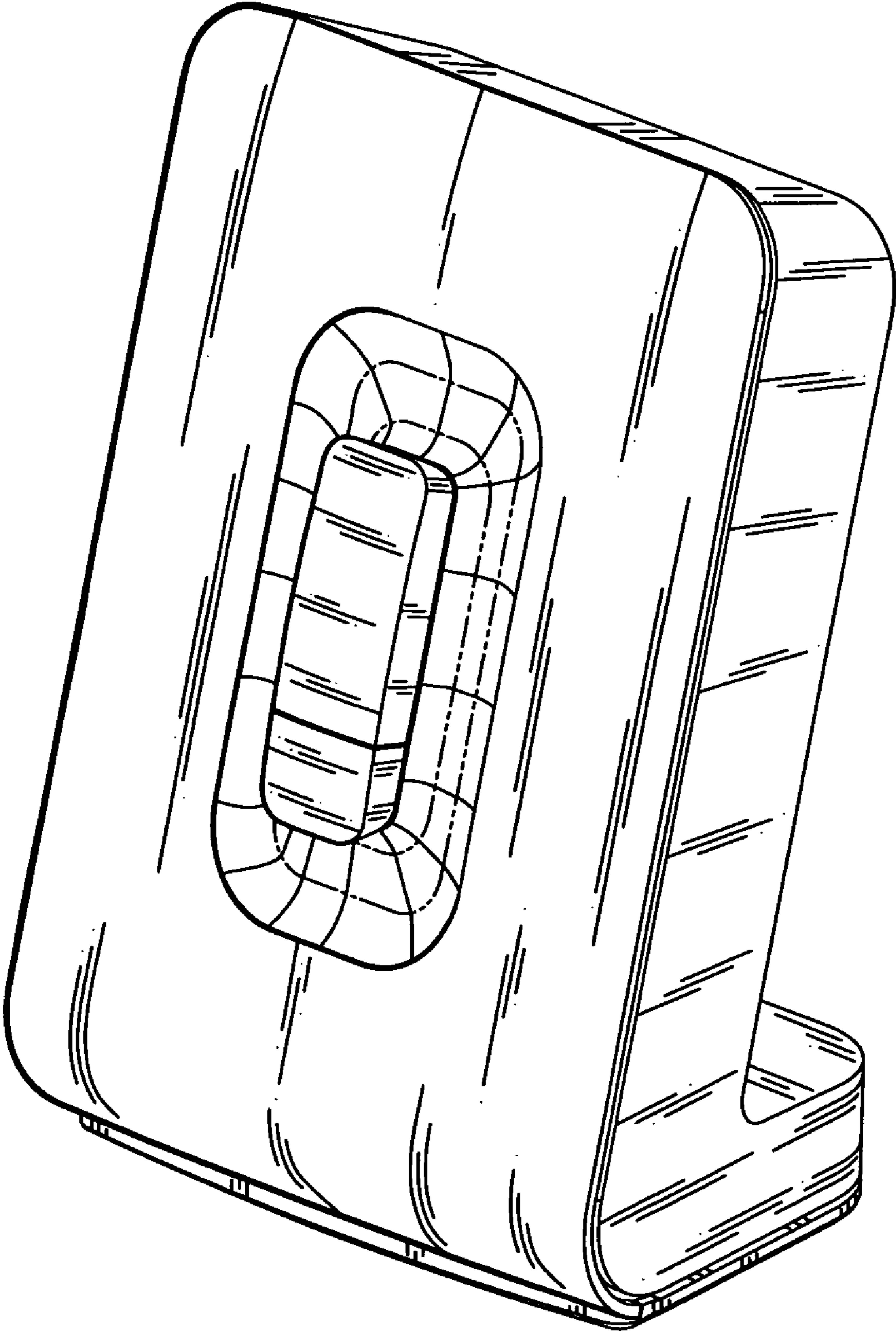


FIG. 1

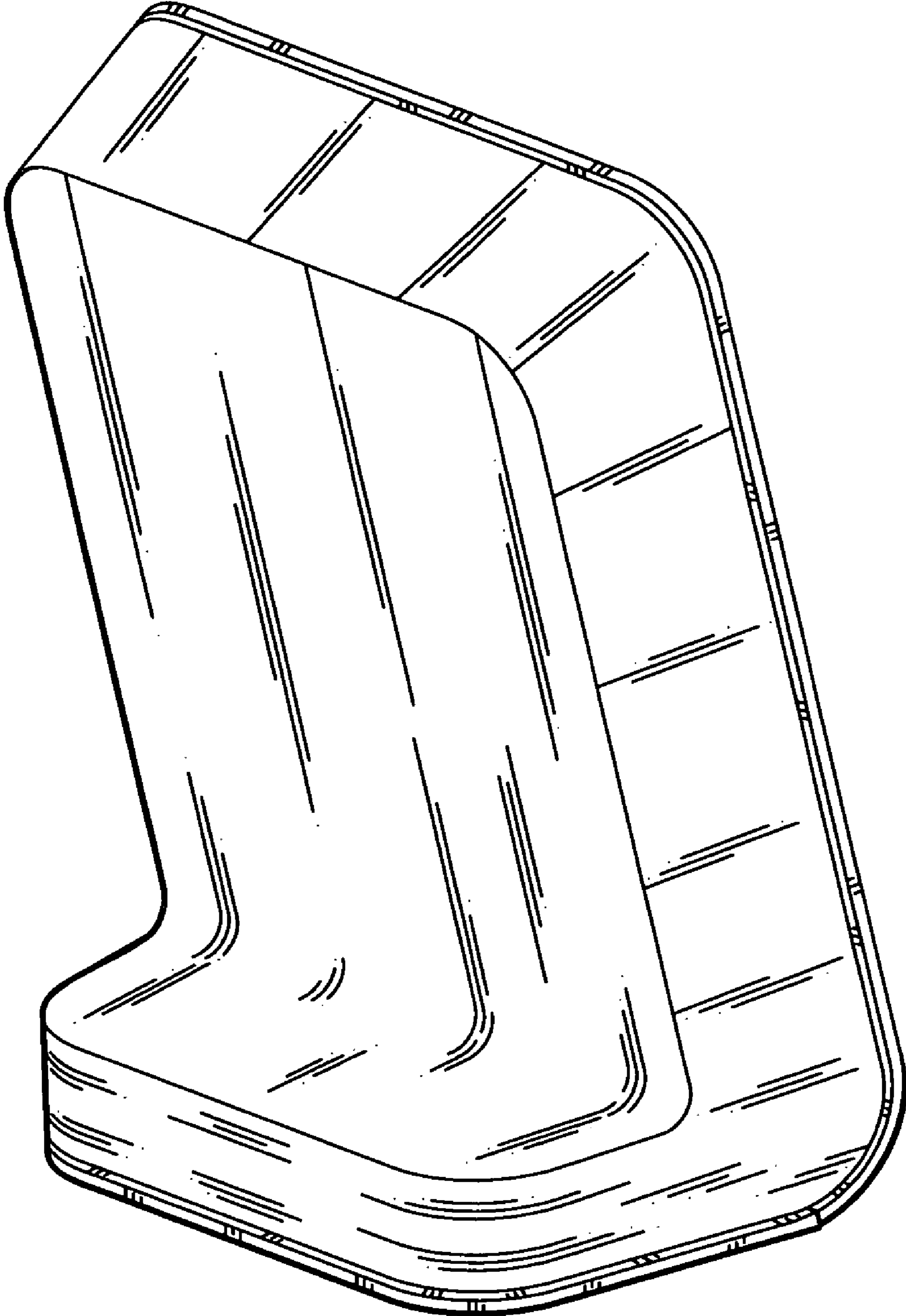
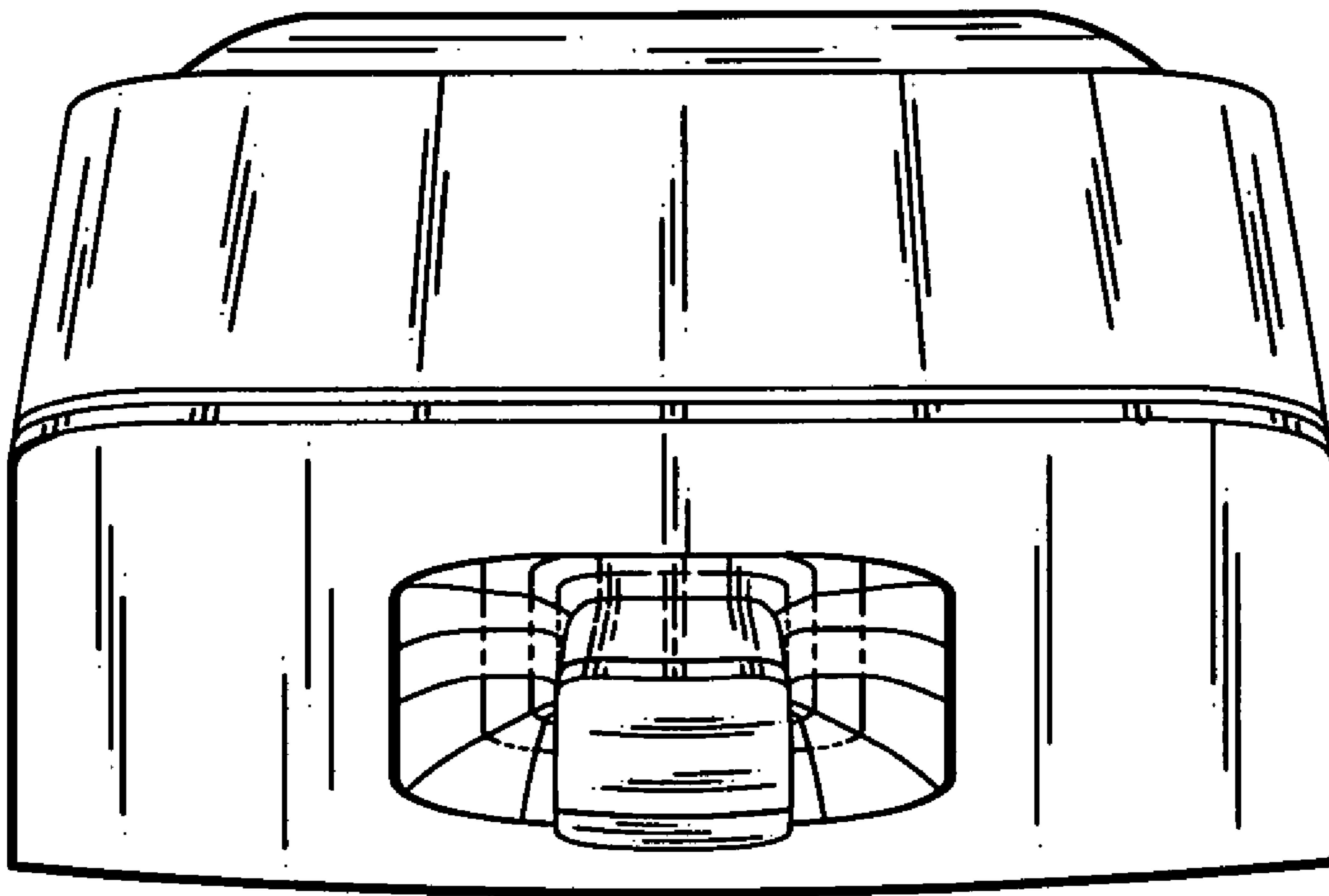
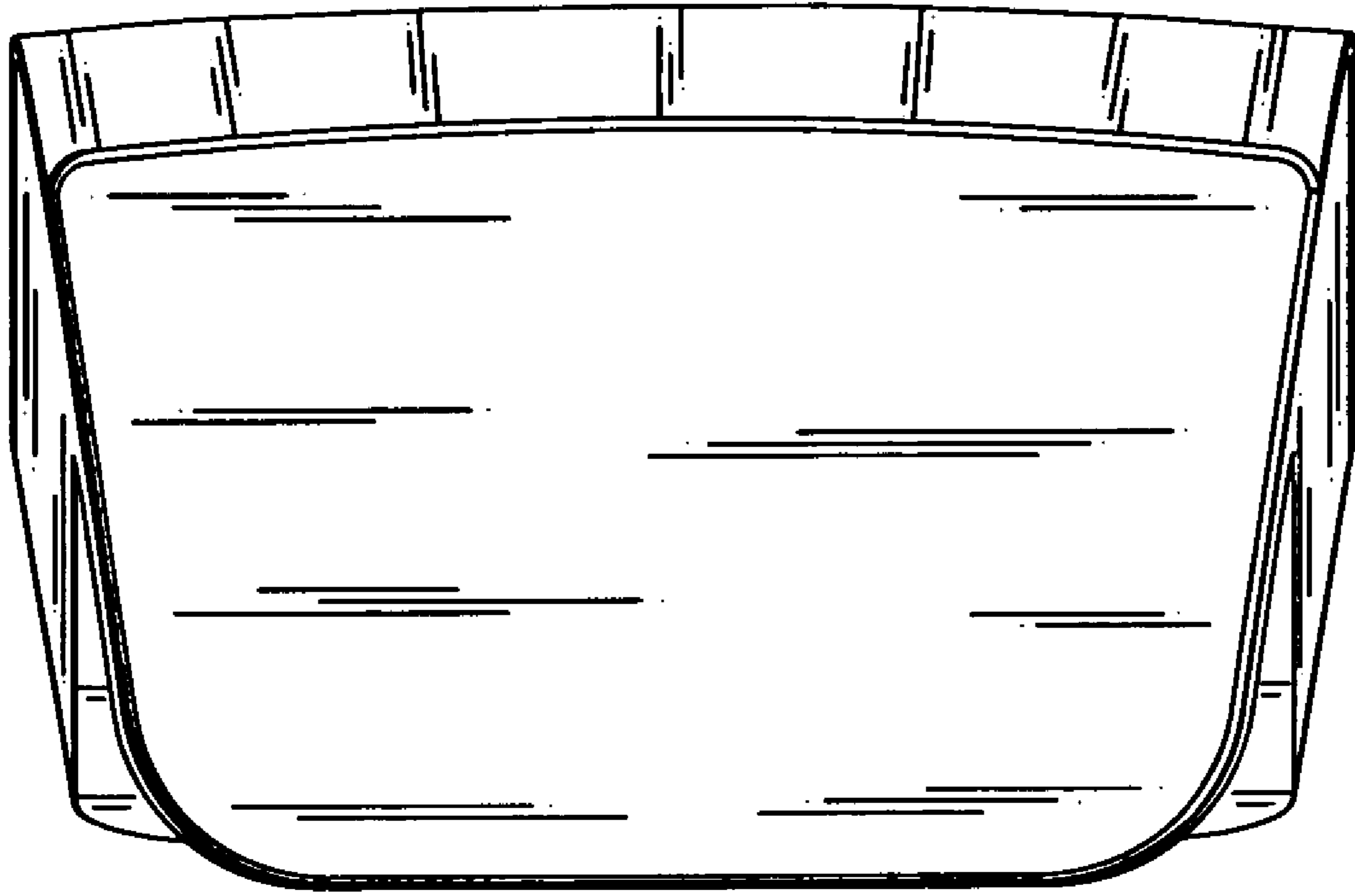


FIG. 2



*FIG. 3*



*FIG. 4*



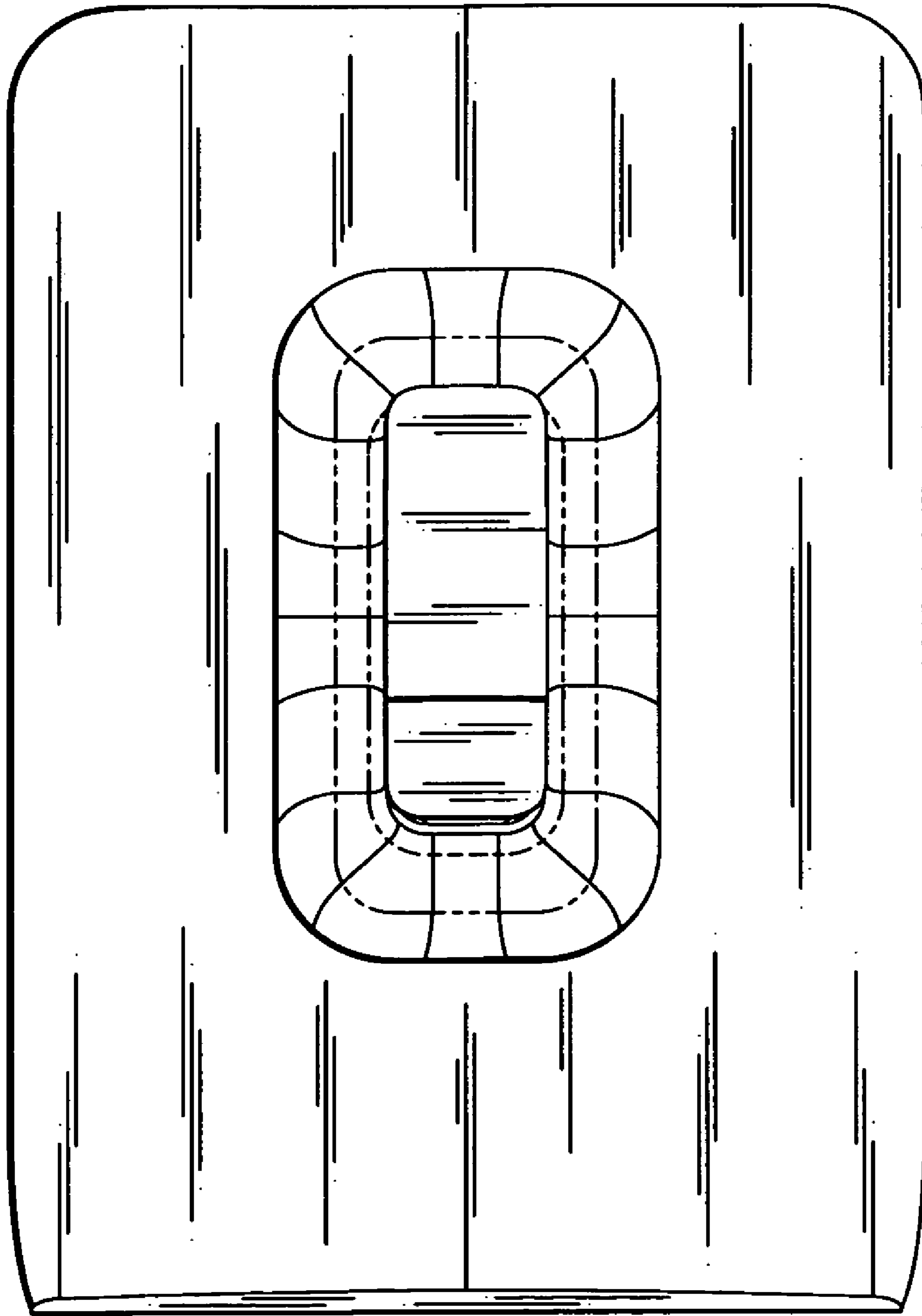


FIG. 5

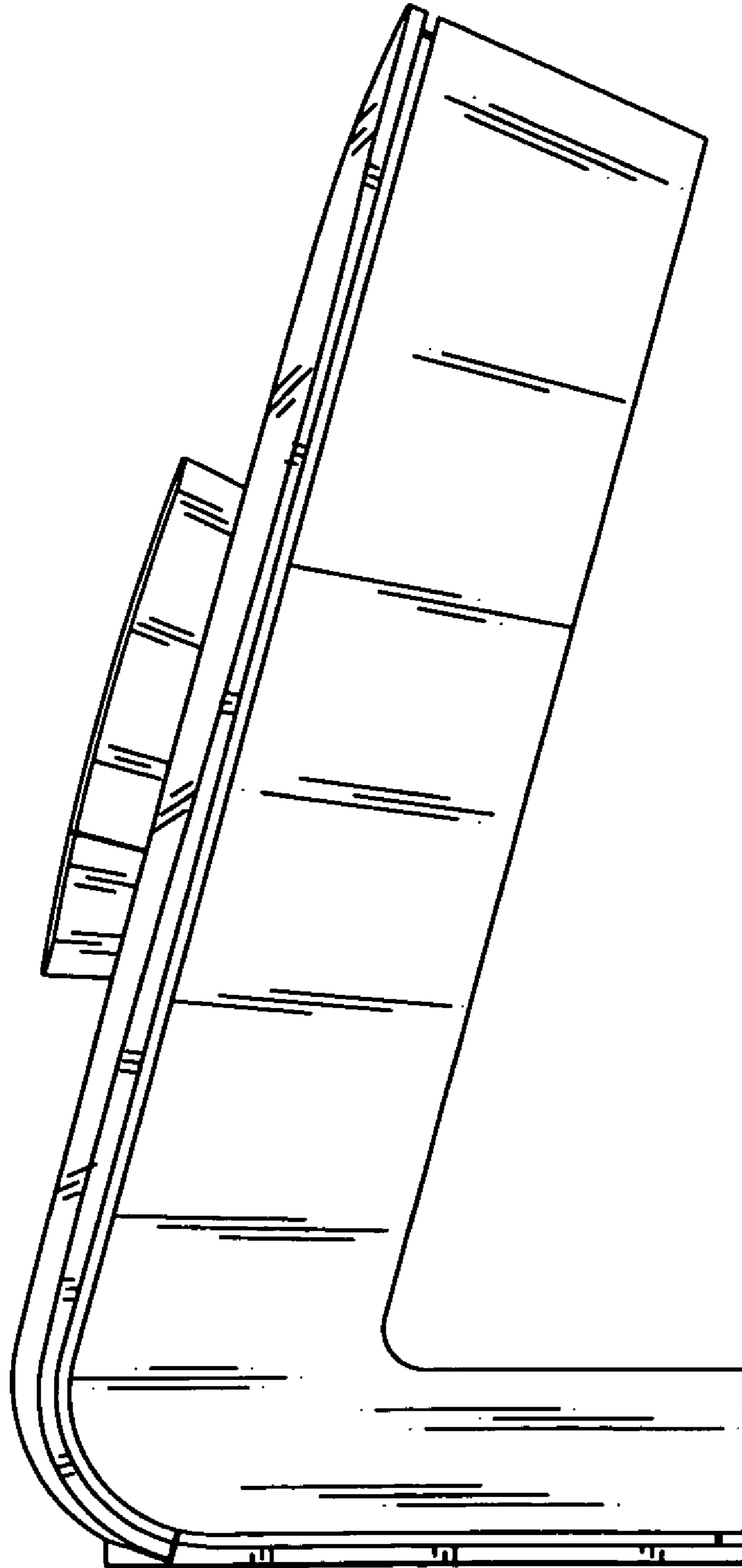


FIG. 6