



US00D639278S

(12) **United States Design Patent**
Chai et al.

(10) **Patent No.:** **US D639,278 S**
(45) **Date of Patent:** **** Jun. 7, 2011**

(54) **REMOTE CONTROL**

(75) Inventors: **Min-Chieh Chai**, Peng-Hu (TW);
Ming-Sung Lin, Taipei (TW)

(73) Assignee: **Hannstar Display Corp.**, Taipei County
(TW)

(**) Term: **14 Years**

(21) Appl. No.: **29/381,137**

(22) Filed: **Dec. 15, 2010**

(51) **LOC (9) Cl.** **14-03**

(52) **U.S. Cl.** **D14/218**

(58) **Field of Classification Search** D14/218,
D14/455; D13/168; D21/566; D10/104,
D10/106; 345/169; 348/14.05, 114, 211.99,
348/734; 340/825.24; 341/22; 455/92, 95,
455/128, 151.1–151.4, 352, 355, FOR. 121;
700/65

See application file for complete search history.

(56) **References Cited**

U.S. PATENT DOCUMENTS

D520,495 S *	5/2006	Dukerschein et al.	D14/218
D551,659 S *	9/2007	Shih et al.	D14/218
D568,298 S *	5/2008	Lundgren et al.	D14/218
D594,850 S *	6/2009	Yan	D14/218

D609,222 S *	2/2010	Shin	D14/218
D611,456 S *	3/2010	Lin	D14/218
D614,607 S *	4/2010	Kamegi	D14/218
D625,296 S *	10/2010	Chiu	D14/218
D626,531 S *	11/2010	Farmer et al.	D14/218
2003/0095048 A1*	5/2003	Choi et al.	340/825.69

* cited by examiner

Primary Examiner — Celia A Murphy

Assistant Examiner — John Windmuller

(74) *Attorney, Agent, or Firm* — Stout, Uxa, Buyan & Mullins, LLP

(57) **CLAIM**

The ornamental design for a remote control, as shown and described.

DESCRIPTION

FIG. 1 is a perspective view of a remote control showing my new design;

FIG. 2 is a front elevational view thereof;

FIG. 3 is a rear elevational view thereof;

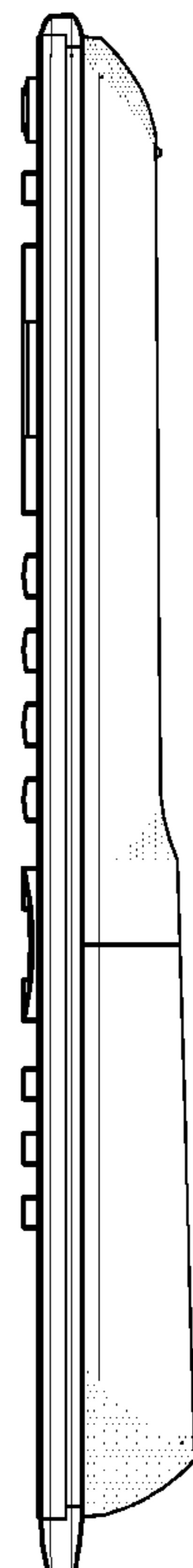

FIG. 4 is a left side elevational view thereof;

FIG. 5 is a right side elevational view thereof;

FIG. 6 is a top plan view thereof; and,

FIG. 7 is a bottom plan view thereof.

1 Claim, 7 Drawing Sheets



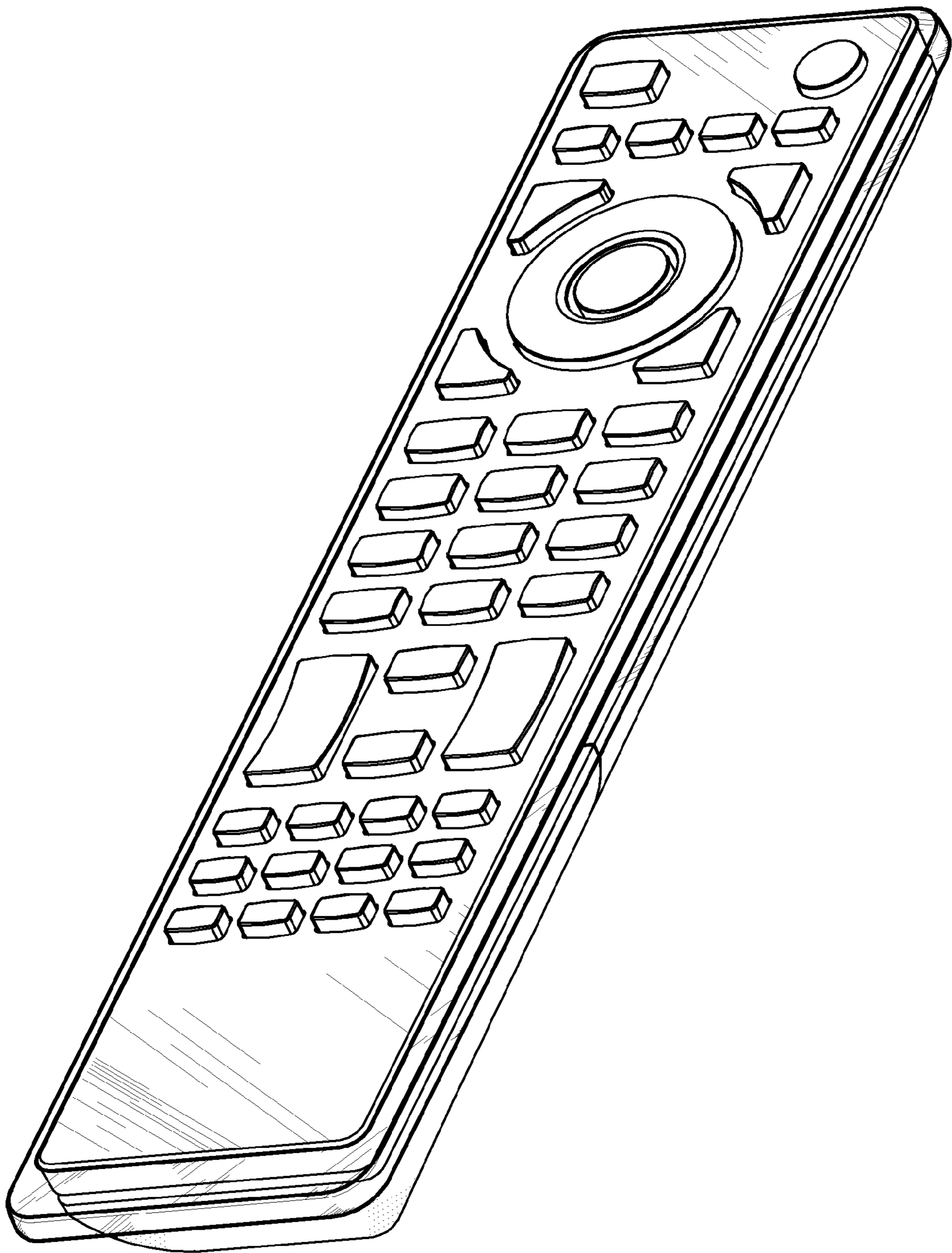


FIG. 1




FIG. 2

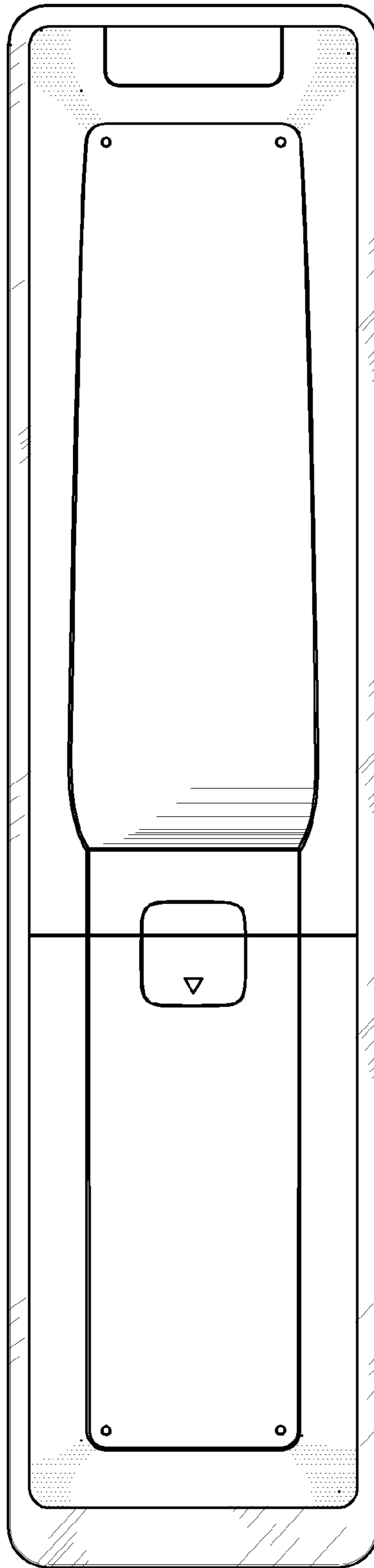


FIG. 3

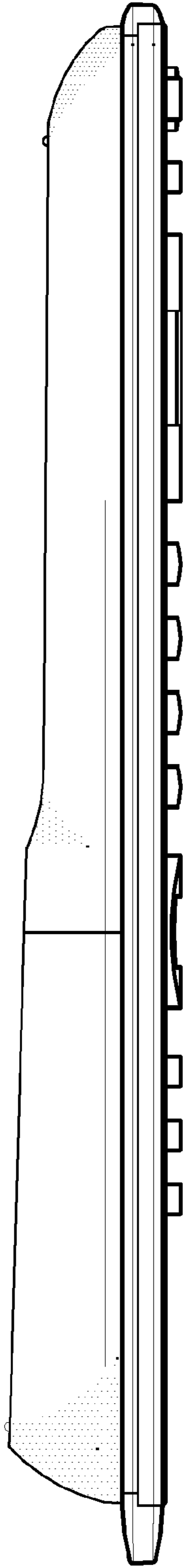


FIG. 4

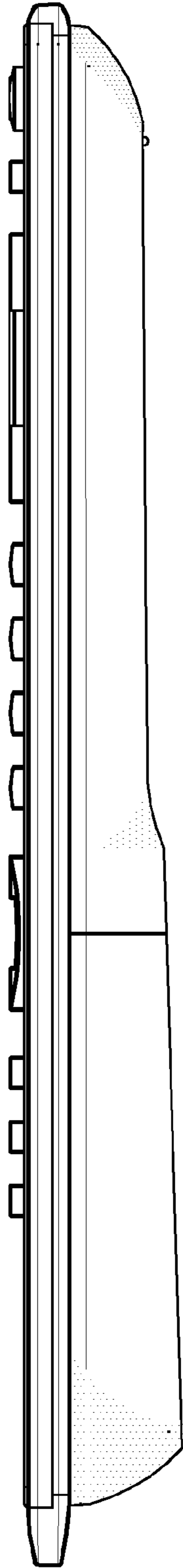


FIG. 5

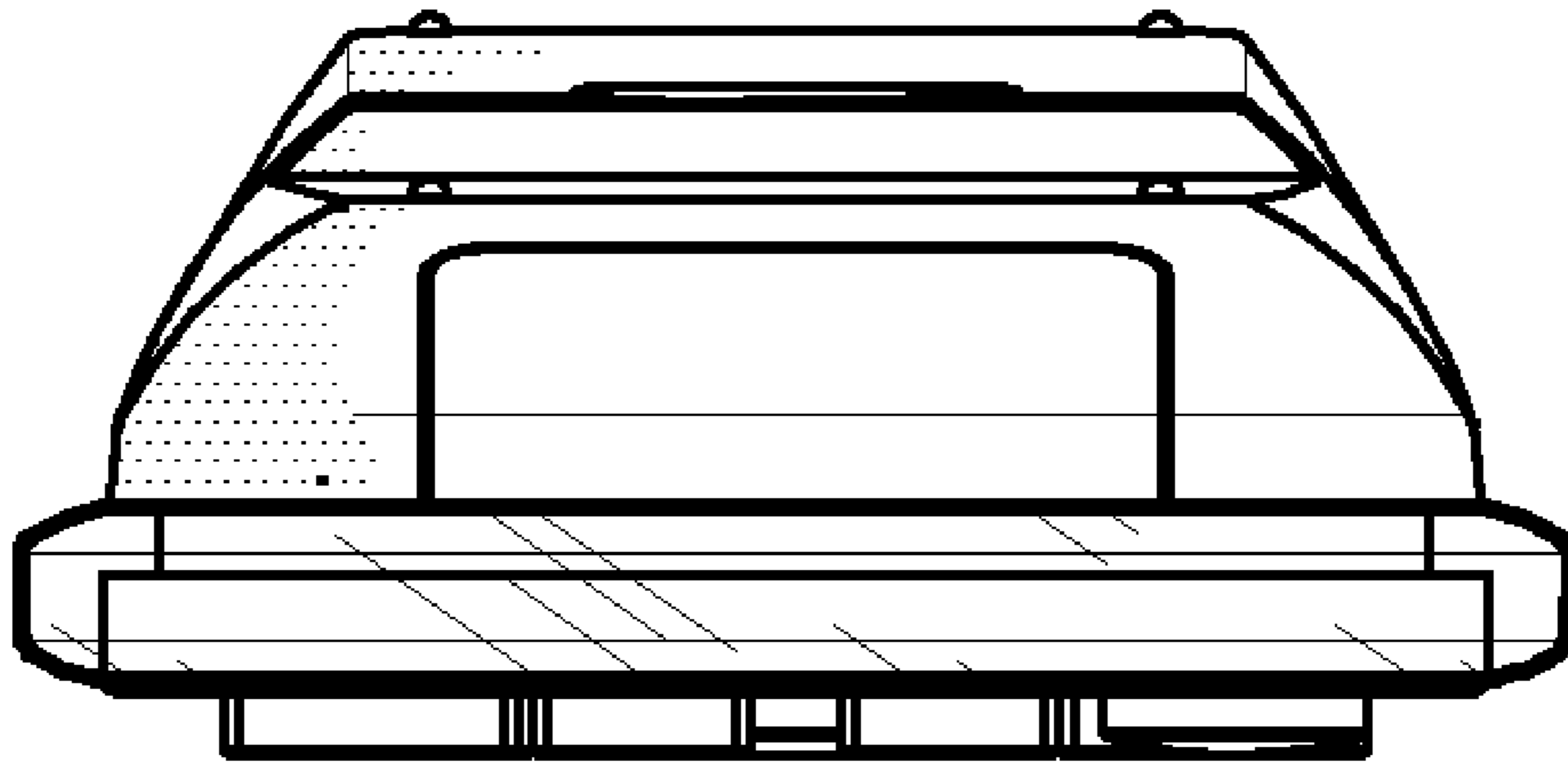


FIG. 6

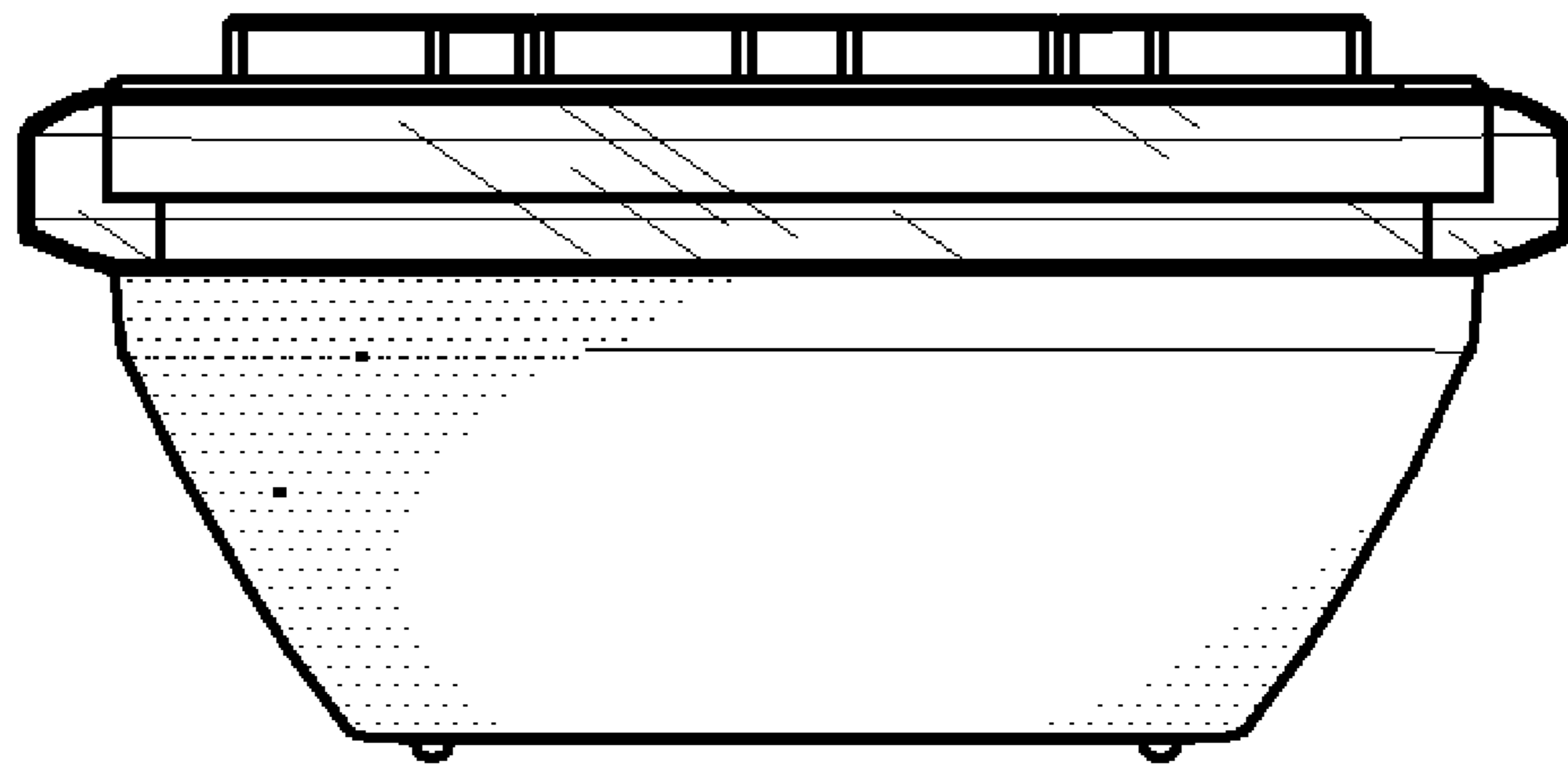


FIG. 7