

US00D639277S

(12) **United States Design Patent**
Alvarado

(10) **Patent No.:** **US D639,277 S**

(45) **Date of Patent:** **** Jun. 7, 2011**

(54) **UNIVERSAL REMOTE CONTROL**

(76) Inventor: **Arnaldo Alvarado**, Bakersfield, CA
(US)

(**) Term: **14 Years**

(21) Appl. No.: **29/380,533**

(22) Filed: **Dec. 7, 2010**

(51) **LOC (9) Cl.** **14-03**

(52) **U.S. Cl.** **D14/218**

(58) **Field of Classification Search** D14/218,
D14/455; D13/168; D21/566; D10/104,
D10/106; 345/169; 348/14.05, 114, 211.99,
348/734; 340/825.24; 341/22; 455/92, 95,
455/128, 151.1–151.4, 352, 355, FOR. 121;
700/65

See application file for complete search history.

(56) **References Cited**

U.S. PATENT DOCUMENTS

D258,956	S	*	4/1981	Chadima, Jr.	D14/346
D271,201	S	*	11/1983	Nordberg	D14/218
5,383,044	A	*	1/1995	Borchardt et al.	398/111
5,410,326	A		4/1995	Goldstein		
5,450,079	A		9/1995	Dunaway		
D382,271	S	*	8/1997	Akwivu	D14/218
D405,796	S	*	2/1999	Uehara	D14/218
D413,328	S	*	8/1999	Kazama	D14/218
6,104,334	A		8/2000	Allport		
D443,596	S	*	6/2001	Ohkuma	D13/168
D475,993	S	*	6/2003	Meyer et al.	D14/218
D506,612	S	*	6/2005	Rosa et al.	D3/301
D520,989	S		5/2006	Miller		
D551,215	S	*	9/2007	Lee et al.	D14/218
D552,086	S	*	10/2007	Johnson et al.	D14/217
D563,362	S	*	3/2008	LaDelfa	D14/138 C

D564,976	S	*	3/2008	Billings et al.	D13/168
D568,299	S	*	5/2008	Tuli	D14/218
D578,967	S	*	10/2008	Kumano	D13/168
D582,878	S	*	12/2008	Kimura	D14/138 AD
D611,432	S	*	3/2010	Ducret	D13/168
D615,949	S	*	5/2010	Kim	D14/138 G
D616,871	S	*	6/2010	Enervold et al.	D14/218
D616,872	S	*	6/2010	Stoddard et al.	D14/218
D619,972	S	*	7/2010	Felegy et al.	D13/168
D621,372	S	*	8/2010	Won et al.	D13/168
D627,343	S	*	11/2010	Andre et al.	D14/341
D630,618	S	*	1/2011	Kim et al.	D14/218
D630,619	S	*	1/2011	Li	D14/218
D631,855	S	*	2/2011	Blair et al.	D13/168

2003/0151538	A1		8/2003	Escobosa et al.		
2006/0238369	A1		10/2006	Mamontov		

* cited by examiner

Primary Examiner — Celia Murphy

Assistant Examiner — John Windmuller

(74) *Attorney, Agent, or Firm* — Crossley Patent Law; Mark A. Crossley

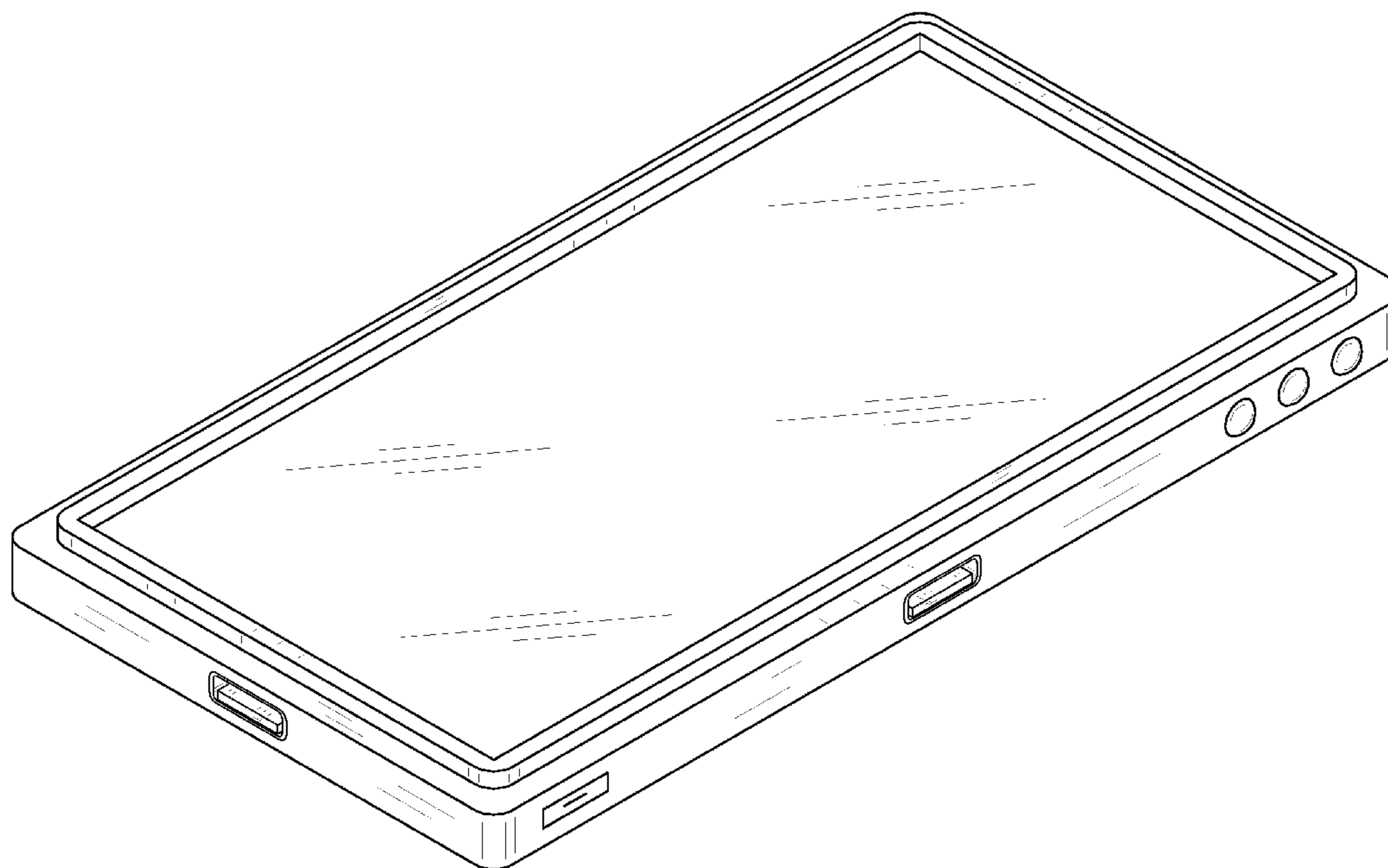
(57) **CLAIM**

The ornamental design for a universal remote control, as shown and described.

DESCRIPTION

FIG. 1 is a front elevation view of a universal remote control showing my new design;
FIG. 2 is a rear elevation view thereof;
FIG. 3 is a right elevation view thereof;
FIG. 4 is a left elevation view thereof;
FIG. 5 is a top plan view thereof;
FIG. 6 is a bottom plan view thereof; and,
FIG. 7 is an isometric view thereof.

1 Claim, 5 Drawing Sheets






FIG. 1

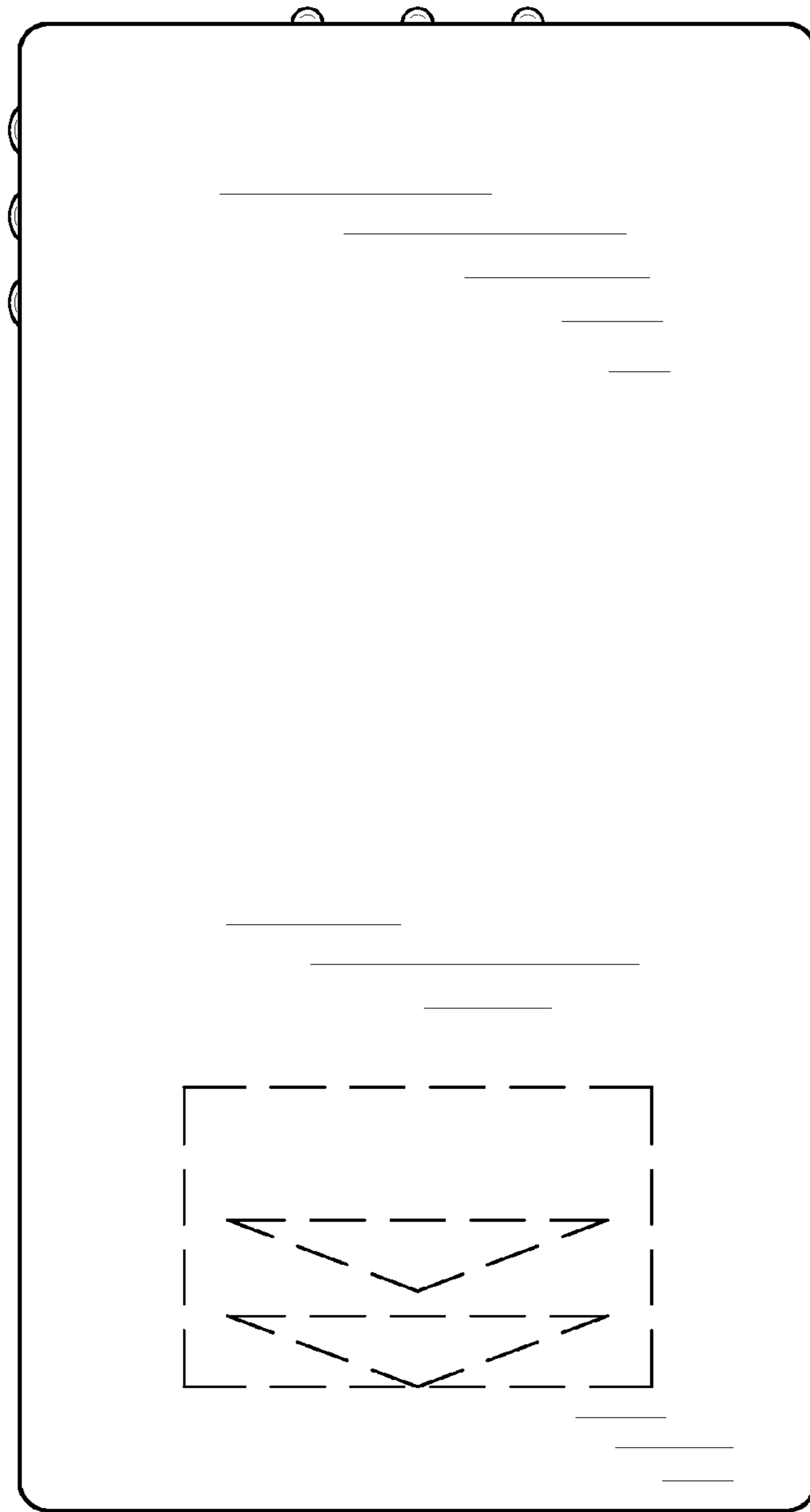


FIG. 2

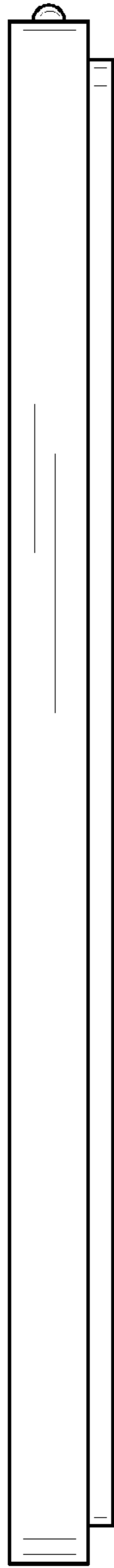


FIG. 3

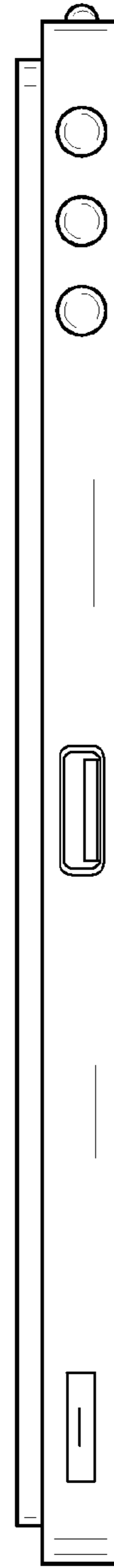


FIG. 4

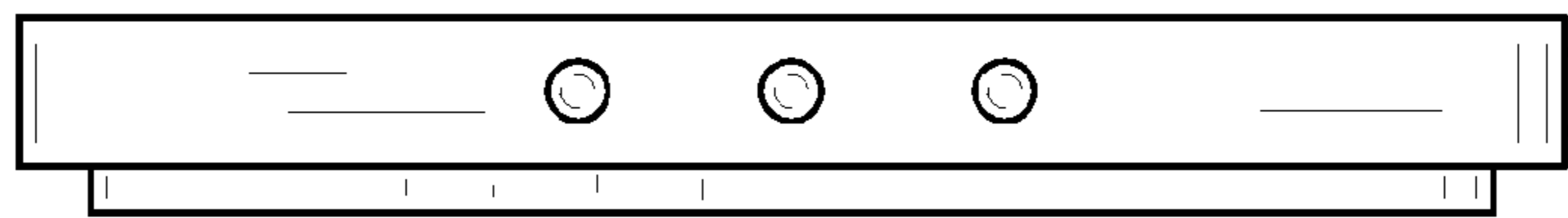


FIG. 5

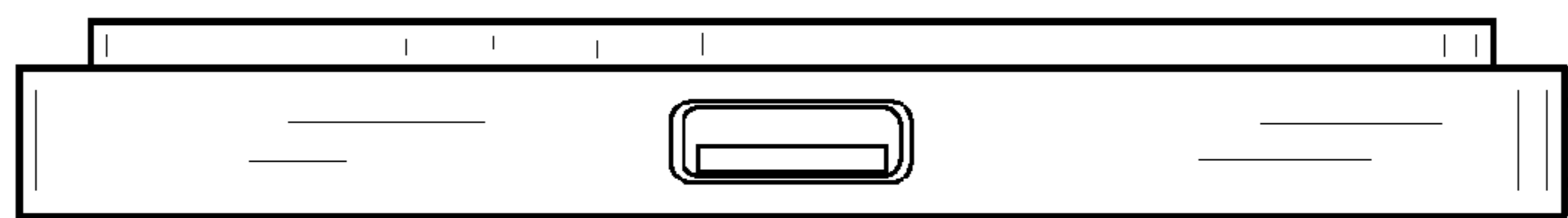


FIG. 6

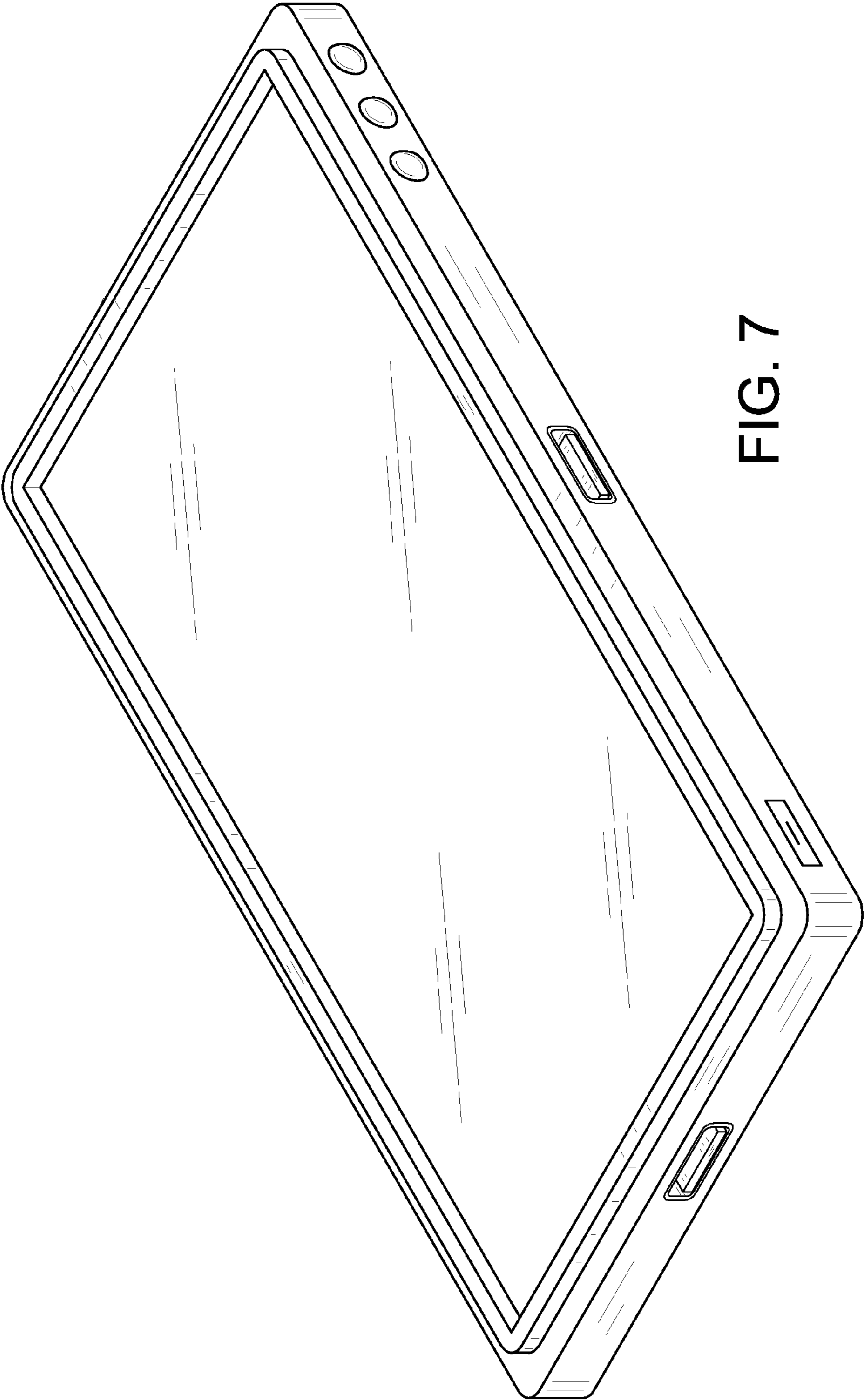


FIG. 7