

US00D639270S

(12) **United States Design Patent**
Nagayama et al.

(10) **Patent No.:** **US D639,270 S**

(45) **Date of Patent:** **** Jun. 7, 2011**

(54) **HOLDER FOR CORD FOR EARPHONES AND HEADPHONES**

(75) Inventors: **Yuka Nagayama**, Tokyo (JP); **Reiko Kakusaka**, Kanagawa (JP)

(73) Assignee: **Kabushiki Kaisha Audio-Technica**, Tokyo (JP)

(**) Term: **14 Years**

(21) Appl. No.: **29/363,480**

(22) Filed: **Jun. 10, 2010**

(30) **Foreign Application Priority Data**

Dec. 28, 2009 (JP) 2009-030563

(51) **LOC (9) Cl.** **14-01**

(52) **U.S. Cl.** **D14/205**

(58) **Field of Classification Search** D14/205,
D14/206, 223; D8/347, 356, 348, 408, 360.1,
D8/365; 70/393, 456 R; D11/44, 47, 48,
D11/60, 79, 81, 83, 99; 379/430, 431
See application file for complete search history.

(56) **References Cited**

U.S. PATENT DOCUMENTS

D34,563	S	*	5/1901	Newman	D8/348
D39,647	S	*	10/1908	Johnson	D8/347
913,923	A	*	3/1909	Solomon	70/395
1,275,735	A	*	8/1918	Phillips	242/405.1
1,373,897	A	*	4/1921	Lotz	70/393
2,422,358	A	*	6/1947	Lobl	242/405.1
D228,733	S	*	10/1973	Perkins	D8/347

D235,189	S	*	5/1975	Tachi et al.	D8/347
D529,370	S	*	10/2006	Parsons	D8/347
D566,107	S	*	4/2008	Bowling	D14/223
D596,927	S	*	7/2009	Ting	D8/356
D600,673	S	*	9/2009	Kim et al.	D14/205
D603,376	S	*	11/2009	Blasko	D14/223

* cited by examiner

Primary Examiner — Paula Greene

(74) *Attorney, Agent, or Firm* — Whitham Curtis Christofferson & Cook, PC

(57) **CLAIM**

We claim the ornamental design for the holder for cord for earphones and headphones, as shown and described.

DESCRIPTION

FIG. 1 is a front elevational view of the holder for cord for earphones and headphones;
 FIG. 2 is a top plan view of the holder for cord for earphones and headphones;
 FIG. 3 is a bottom plan view of the holder for cord for earphones and headphones;
 FIG. 4 is a right side elevational view of the holder for cord for earphones and headphones;
 FIG. 5 is a left side elevational view of the holder for cord for earphones and headphones;
 FIG. 6 is a perspective view of the holder for cord for earphones and headphones; and,
 FIG. 7 is a referential view of the holder for cord for earphones and headphones showing the article in use.
 The broken line portions of the figures is included to show unclaimed subject matter only and forms no part of the claimed design.

1 Claim, 7 Drawing Sheets

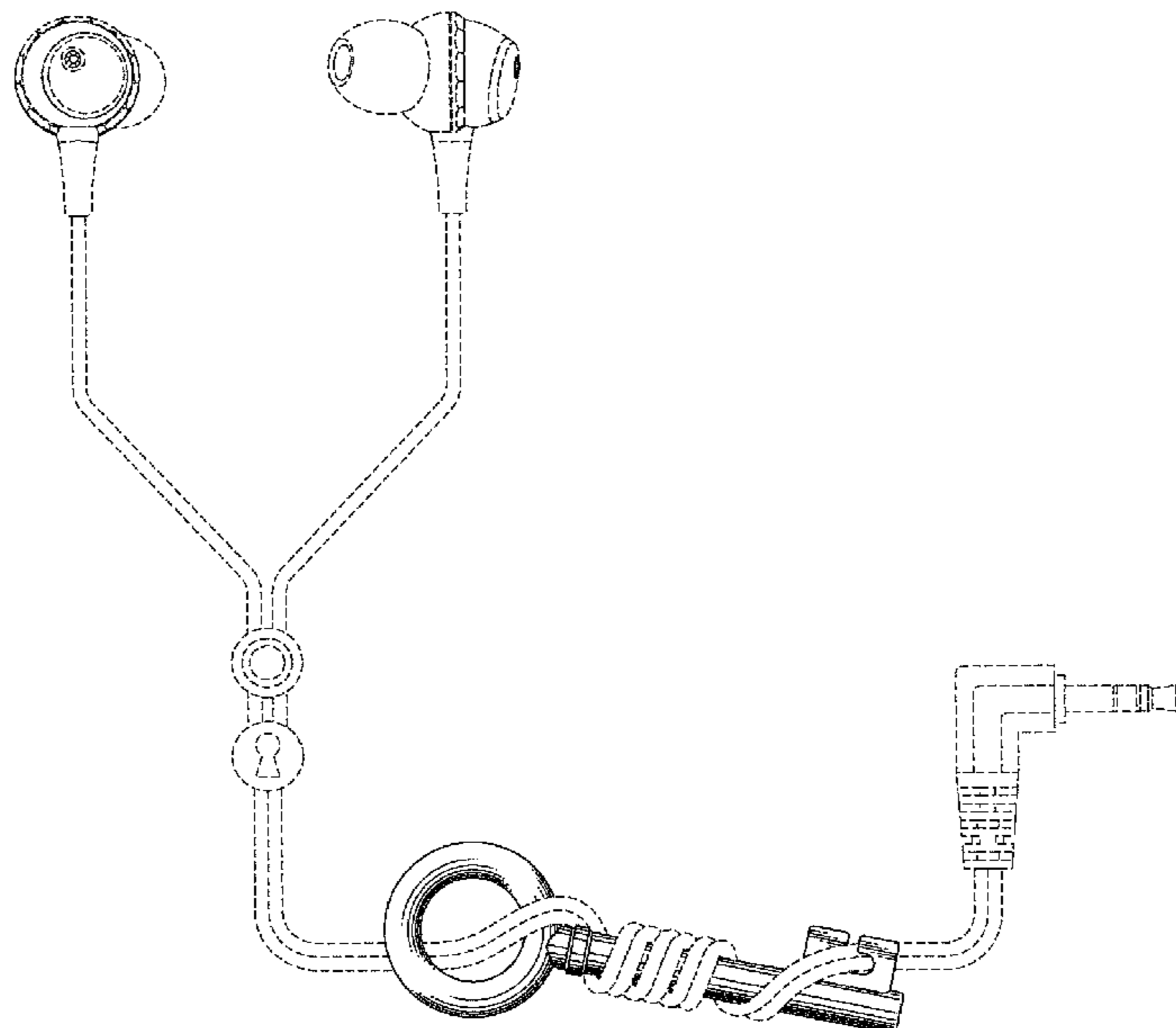


FIGURE 1

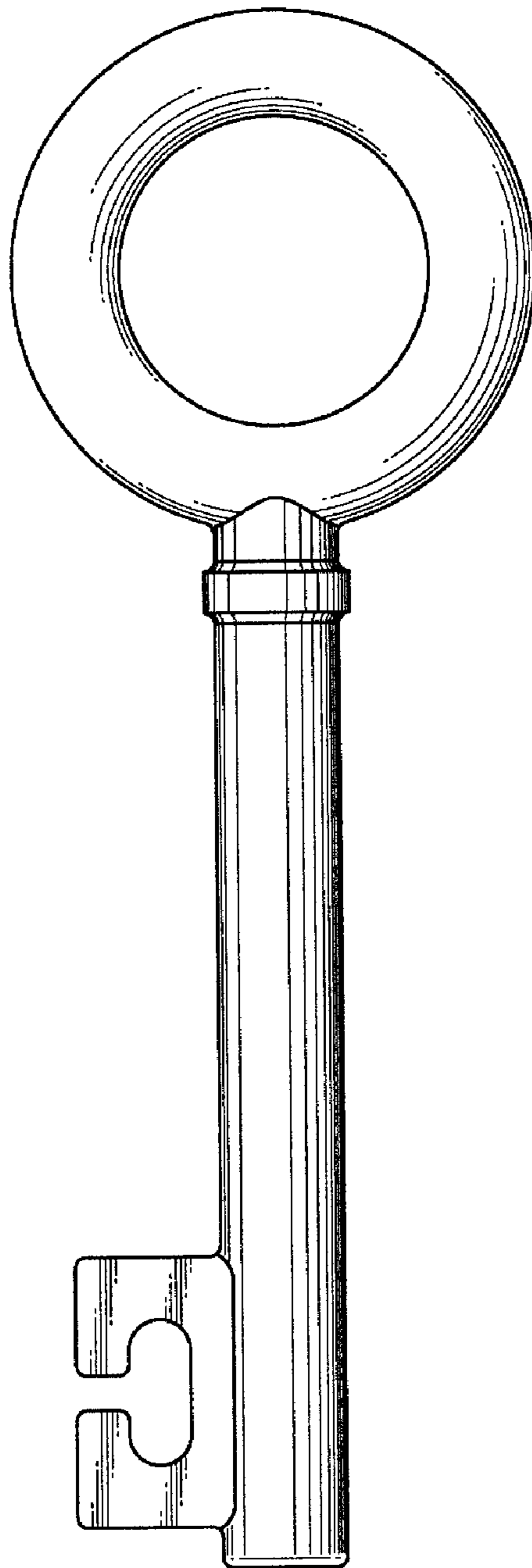


FIGURE 2




FIGURE 3

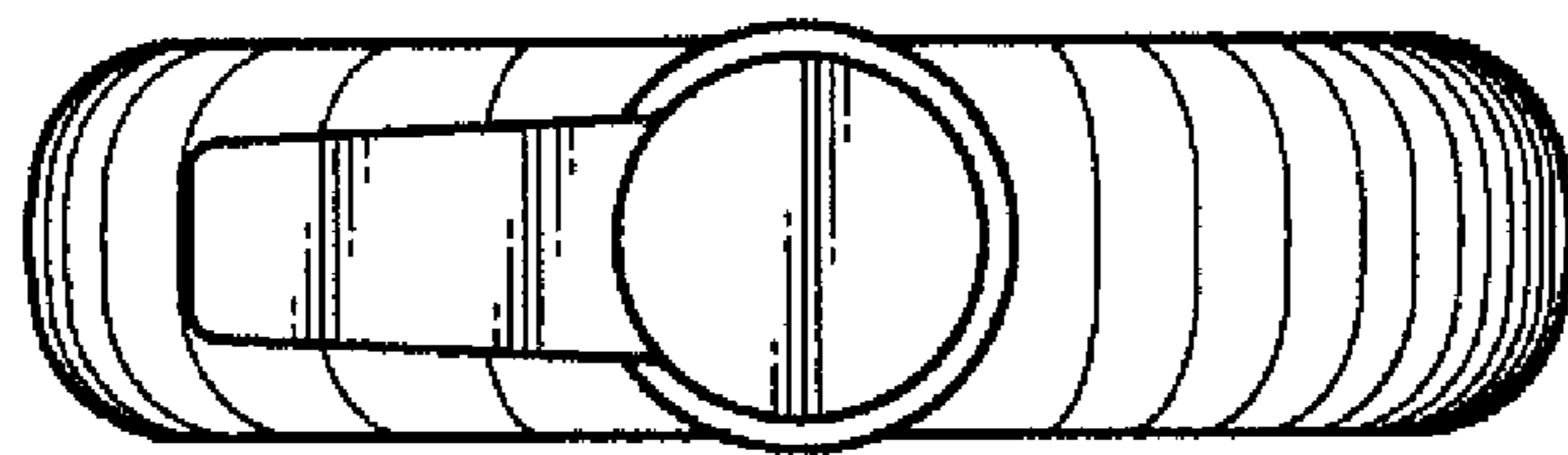


FIGURE 4

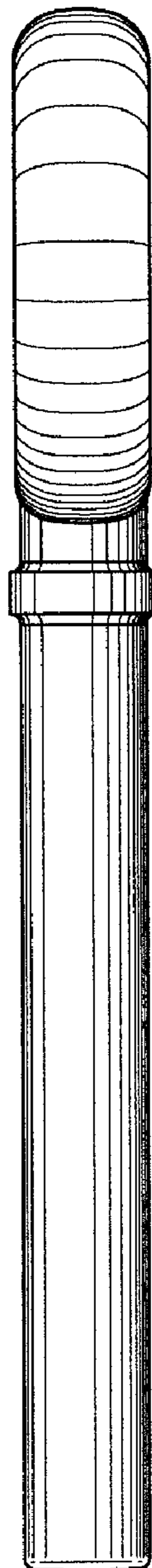


FIGURE 5




FIGURE 6

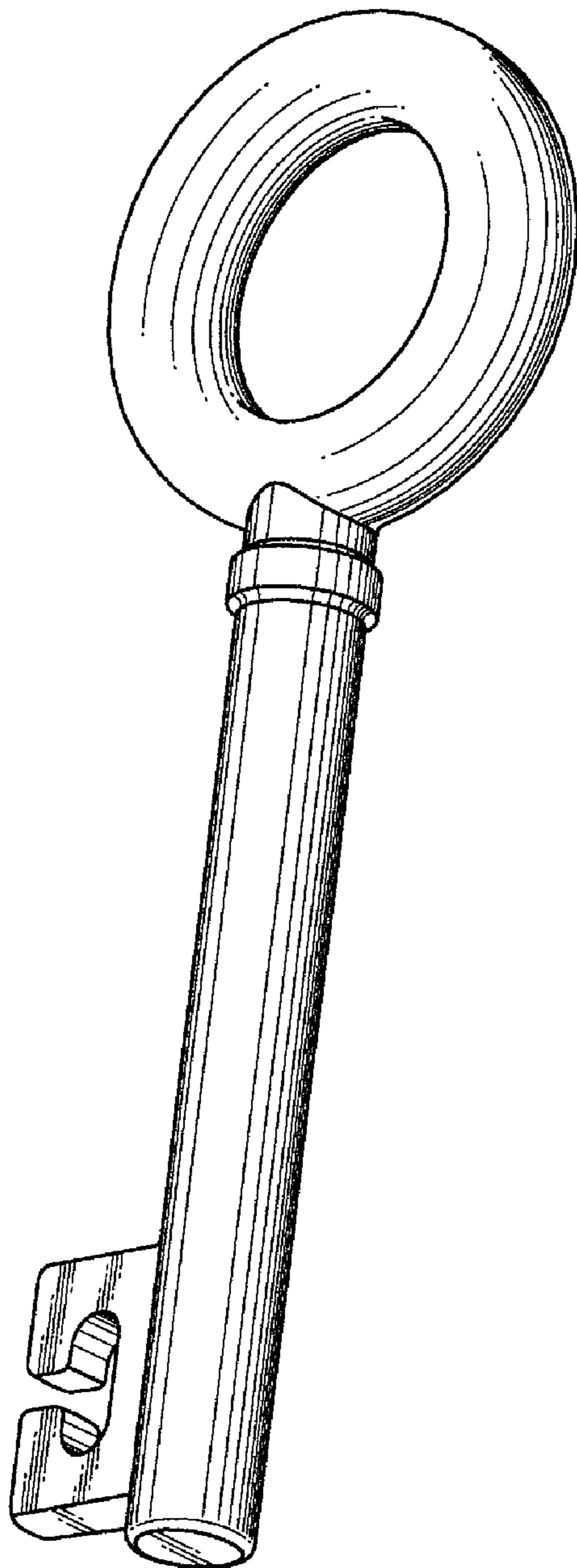


FIGURE 7

