



US00D639267S

(12) **United States Design Patent**  
**DeLorenzo et al.**

(10) **Patent No.:** **US D639,267 S**

(45) **Date of Patent:** **\*\* Jun. 7, 2011**

(54) **PHONE**

(75) Inventors: **David DeLorenzo**, Jackson, NJ (US);  
**Claus Christian Eckhardt**, Hannover (DE); **Bernd Ogorczyk**, Karben (DE);  
**Christian Von Reventlow**, Gladstone, NJ (US)

(73) Assignee: **Avaya Inc.**, Basking Ridge, NJ (US)

(\*\*) Term: **14 Years**

(21) Appl. No.: **29/368,088**

(22) Filed: **Aug. 18, 2010**

(51) **LOC (9) Cl.** ..... **14-03**

(52) **U.S. Cl.** ..... **D14/142; D14/130**

(58) **Field of Classification Search** ..... D14/125-130,  
D14/140, 142, 144, 138 G, 159, 171, 240,  
D14/329, 334-336, 339-341, 343, 345, 371,  
D14/374, 375; 379/88.17, 90.01, 93.17,  
379/387.01, 388.02, 419-420.04, 428.01-428.04,  
379/434-436, 440, 446-447, 454-455; D6/300,  
D6/308; D13/107-108; 312/223.2; 455/411,  
455/550.1-90.3; 348/14.01-14.04  
See application file for complete search history.

(56) **References Cited**

U.S. PATENT DOCUMENTS

D437,840 S	2/2001	Korby et al.	
D438,189 S	2/2001	Korby et al.	
D472,236 S	3/2003	Schramm et al.	
D472,536 S	4/2003	Schramm et al.	
D472,537 S	4/2003	Schramm et al.	
D504,889 S *	5/2005	Andre et al.	D14/341
D531,979 S	11/2006	Pettit et al.	
D558,180 S	12/2007	Daly et al.	
D558,192 S *	12/2007	Daly et al.	D14/251
D558,727 S	1/2008	Daly et al.	
D558,729 S	1/2008	Daly et al.	
D565,020 S	3/2008	Daly et al.	
D572,676 S *	7/2008	Niitsu	D14/126
D585,398 S *	1/2009	Hwang	D14/130
D585,399 S *	1/2009	Hwang	D14/130
D592,625 S *	5/2009	Hwang	D14/130

D596,596 S *	7/2009	Honda	D14/126
D596,597 S *	7/2009	Yu et al.	D14/130
D596,598 S *	7/2009	Huang et al.	D14/130
D600,695 S *	9/2009	Niitsu et al.	D14/371
D601,814 S *	10/2009	Lissola	D6/308
D607,854 S *	1/2010	Sagawa	D14/126
D608,778 S *	1/2010	Lee et al.	D14/336
D614,601 S *	4/2010	Kataoka et al.	D14/142
D616,843 S *	6/2010	Jones et al.	D14/130
D620,007 S *	7/2010	Jeon et al.	D14/371
D624,070 S *	9/2010	Lee et al.	D14/336
D624,535 S *	9/2010	Tsai et al.	D14/336

(Continued)

*Primary Examiner* — Robert M Spear

*Assistant Examiner* — Carla Jobe Wright

(74) *Attorney, Agent, or Firm* — Sheridan Ross P.C.

(57) **CLAIM**

The ornamental design for a phone, as shown and described.

**DESCRIPTION**

FIG. 1 is a front elevation view of a phone showing our new design;

FIG. 2 is a rear elevation view thereof;

FIG. 3 is a left elevation view thereof, wherein a primary stand is shown slightly deployed;

FIG. 4 is a right elevation view thereof wherein the primary stand is shown slightly deployed;

FIG. 5 is a bottom plan view thereof wherein the primary stand is shown slightly deployed;

FIG. 6 is a top plan view thereof wherein the primary stand is shown slightly deployed;

FIG. 7 is a front perspective view thereof wherein the primary stand is shown deployed;


FIG. 8 is a rear perspective view thereof wherein the primary stand is shown deployed;

FIG. 9 is a rear perspective view thereof wherein auxiliary stands are shown deployed; and,

FIG. 10 is another rear perspective view thereof wherein auxiliary stands are shown deployed.

In the drawing, the broken lines depict unclaimed environment.

**1 Claim, 4 Drawing Sheets**



# US D639,267 S

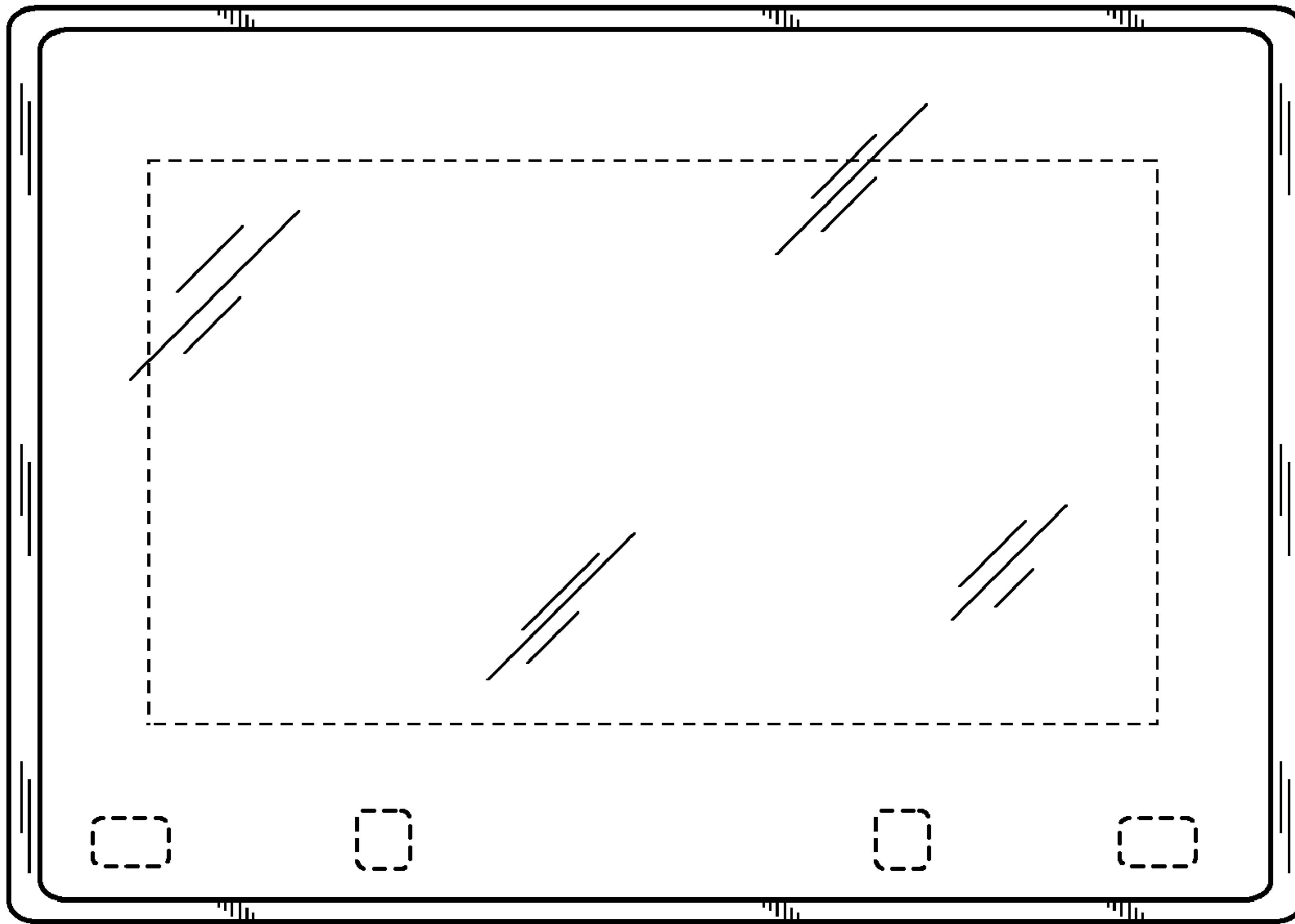
Page 2

---

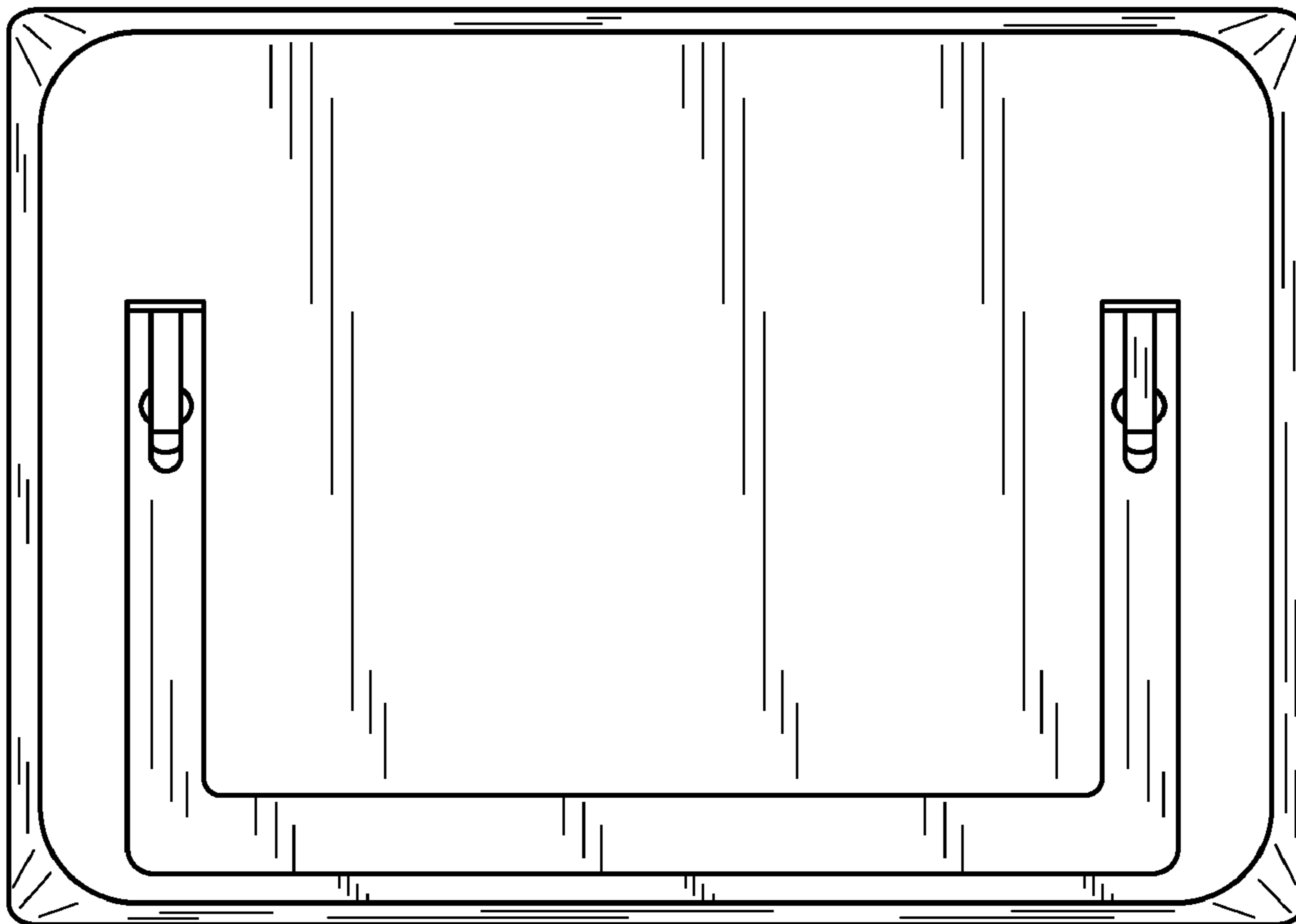
## U.S. PATENT DOCUMENTS

D624,893 S *	10/2010	Kasuga et al. ....	D14/126	D631,031 S *	1/2011	Chen et al. ....	D14/138 G
D624,914 S *	10/2010	Wang .....	D14/371	2003/0236102 A1 *	12/2003	Kawai et al. ....	455/550.1
D627,777 S *	11/2010	Akana et al. ....	D14/341	2007/0286410 A1 *	12/2007	Daly et al. ....	379/436

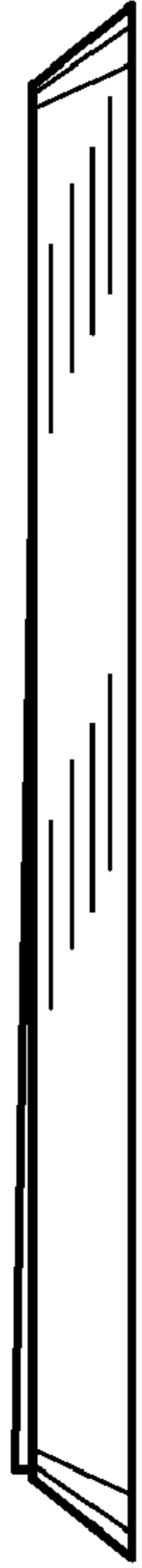
\* cited by examiner



**Fig. 1**



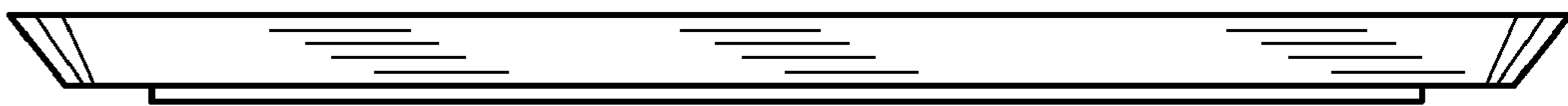
**Fig. 2**



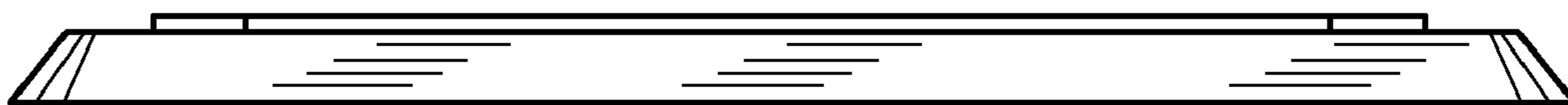
***Fig. 3***



***Fig. 4***




***Fig. 5***




***Fig. 6***


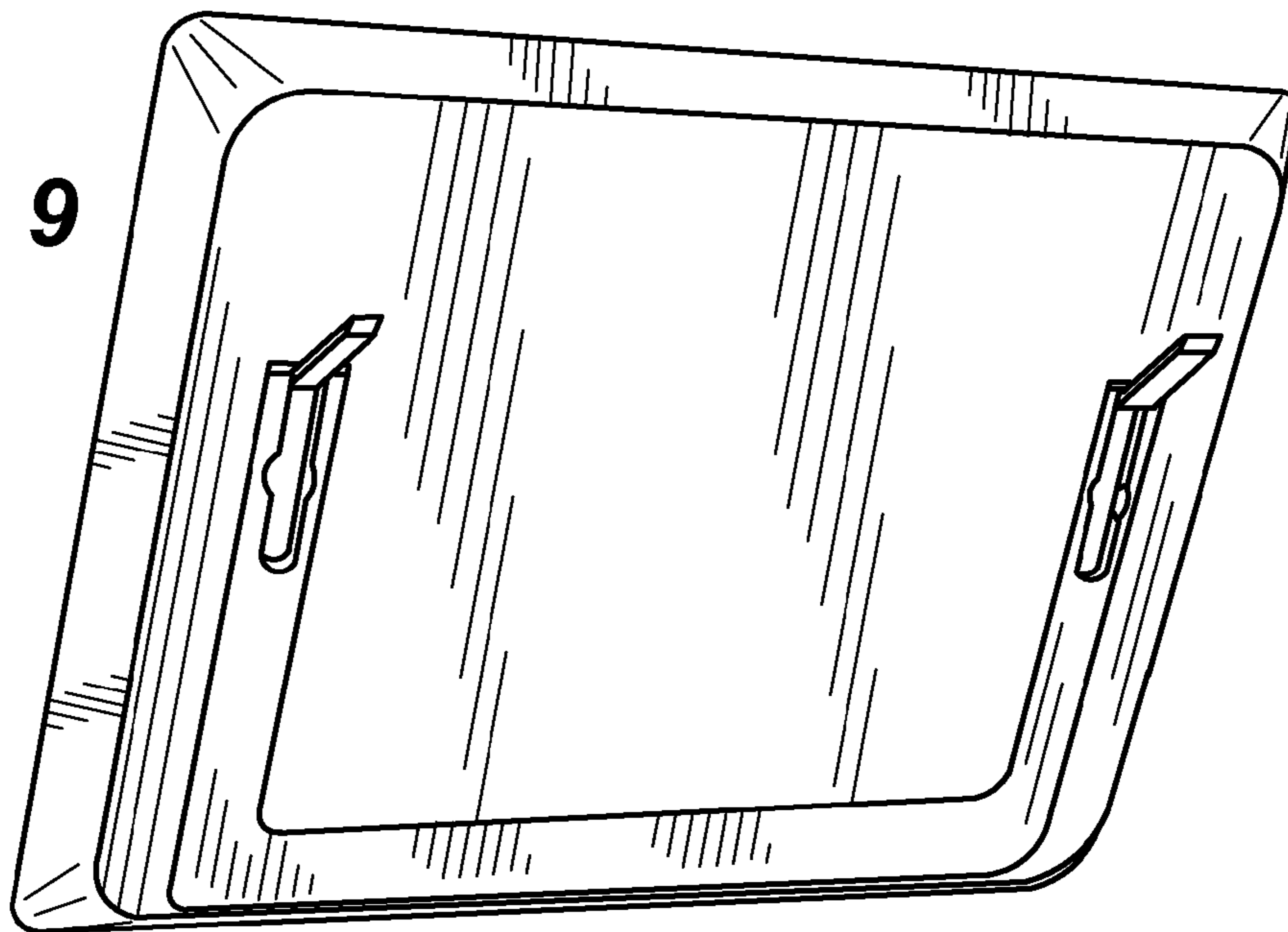
**Fig. 7**



**Fig. 8**



**Fig. 9**



**Fig. 10**