



US00D639254S

(12) **United States Design Patent**
Giovanoni et al.

(10) **Patent No.:** **US D639,254 S**
(45) **Date of Patent:** **** Jun. 7, 2011**

(54) **SET TOP BOX**

(75) Inventors: **Stefano Giovanoni**, Milan (IT);
Hong-Pyo Kim, Kyunggi-do (KR);
Sung-II Bang, Seoul (KR)

(73) Assignee: **Samsung Electronics Co., Ltd.**,
Kyunggi-do (KR)

(**) Term: **14 Years**

(21) Appl. No.: **29/372,551**

(22) Filed: **Dec. 7, 2010**

(51) **LOC (9) Cl.** **14-03**

(52) **U.S. Cl.** **D14/125**

(58) **Field of Classification Search** D14/125,
D14/357-358, 496, 188, 242, 432; D13/184;
348/10, 460, 706, 731; 340/825.03; 455/6.1,
455/6.2; 312/223.1, 7.2

See application file for complete search history.

(56) **References Cited**

U.S. PATENT DOCUMENTS

D529,879 S	10/2006	Park et al.	
D533,157 S	12/2006	Park	
D541,811 S	5/2007	Park	
D544,455 S	6/2007	Park et al.	
D545,774 S	7/2007	Woo et al.	
D551,183 S	9/2007	Park et al.	
D560,176 S	1/2008	Woo	
D560,177 S	1/2008	Chun et al.	
D560,689 S	1/2008	Cho	
D567,193 S	4/2008	Kang et al.	
D571,754 S	6/2008	Cho et al.	
D574,360 S *	8/2008	Matsuoka D14/168
D574,793 S	8/2008	Kim et al.	
D584,254 S	1/2009	Jeon et al.	
D584,701 S	1/2009	Kim et al.	
D585,395 S	1/2009	Cho et al.	
D587,223 S	2/2009	Chun	
D587,224 S	2/2009	Chun et al.	
D588,559 S	3/2009	Kim et al.	

D592,619 S	5/2009	Woo et al.	
D592,620 S	5/2009	Kim et al.	
D593,971 S	6/2009	Kim et al.	
D593,972 S	6/2009	Cho et al.	
D593,973 S	6/2009	Cho et al.	
D596,149 S	7/2009	Cho et al.	
D597,543 S *	8/2009	Urban D14/356
D599,753 S *	9/2009	Cho et al. D14/125
D602,887 S	10/2009	Cho et al.	
D602,888 S	10/2009	Cho et al.	
D602,889 S	10/2009	Cho et al.	
D602,890 S	10/2009	Cho et al.	
D602,891 S *	10/2009	Luo D14/125
D606,034 S *	12/2009	Suzuki D14/125

(Continued)

OTHER PUBLICATIONS

U.S. Appl. No. 29/370,856, Applicant: Chul-Yong Cho, et al., filed Sep. 14, 2010 entitled Set Top Box.

(Continued)

Primary Examiner — Raphael Barkai
Assistant Examiner — Randall Gholson

(74) *Attorney, Agent, or Firm* — Flynn, Thiel, Boutell & Tanis, P.C.

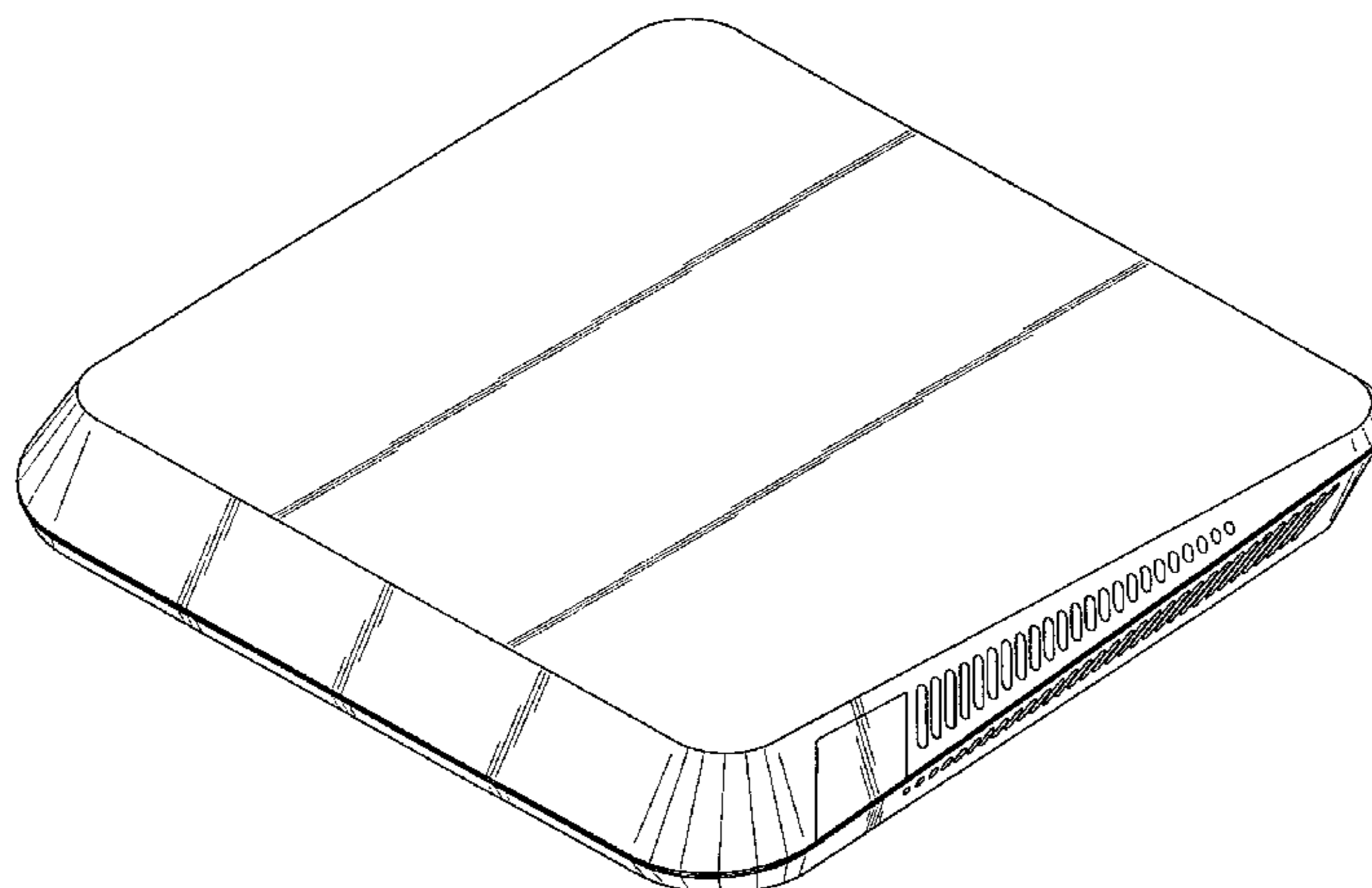
(57) **CLAIM**

The ornamental design for a set top box, as shown and described.

DESCRIPTION

FIG. 1 is a top front perspective view of a set top box showing our new design;
FIG. 2 is a front elevational view thereof;
FIG. 3 is a rear elevational view thereof;
FIG. 4 is a left side elevational view thereof;
FIG. 5 is a right side elevational view thereof;
FIG. 6 is a top plan view thereof; and,
FIG. 7 is a bottom plan view thereof.

1 Claim, 4 Drawing Sheets



U.S. PATENT DOCUMENTS

D608,310 S 1/2010 Cho et al.
D608,744 S 1/2010 Kim et al.
D608,745 S 1/2010 Cho et al.
D609,656 S 2/2010 Cho et al.
D610,102 S 2/2010 Cho et al.
D624,912 S * 10/2010 Chen et al. D14/356
D629,370 S * 12/2010 Sheppard et al. D14/125

OTHER PUBLICATIONS

U.S. Appl. No. 29/370,855, Applicant: Chul-Yong Cho, et al., filed Sep. 14, 2010 entitled Set Top Box.

U.S. Appl. No. 29/370,852, Applicant: Yu-Li Sung, et al., filed Sep. 14, 2010 entitled Set Top Box.
U.S. Appl. No. 29/370,854, Applicant: Yu-Li Sung, et al., filed Sep. 14, 2010 entitled Set Top Box.
U.S. Appl. No. 29/370,853, Applicant: Chul-Yong Cho, et al., filed Sep. 14, 2010 entitled Set Top Box.
U.S. Appl. No. 29/370,857, Applicant: Chul-Yong Cho, et al., filed Sep. 14, 2010 entitled Set Top Box.
U.S. Appl. No. 29/370,860, Applicant: Chul-Yong Cho, et al., filed Sep. 14, 2010 entitled Set Top Box.

* cited by examiner

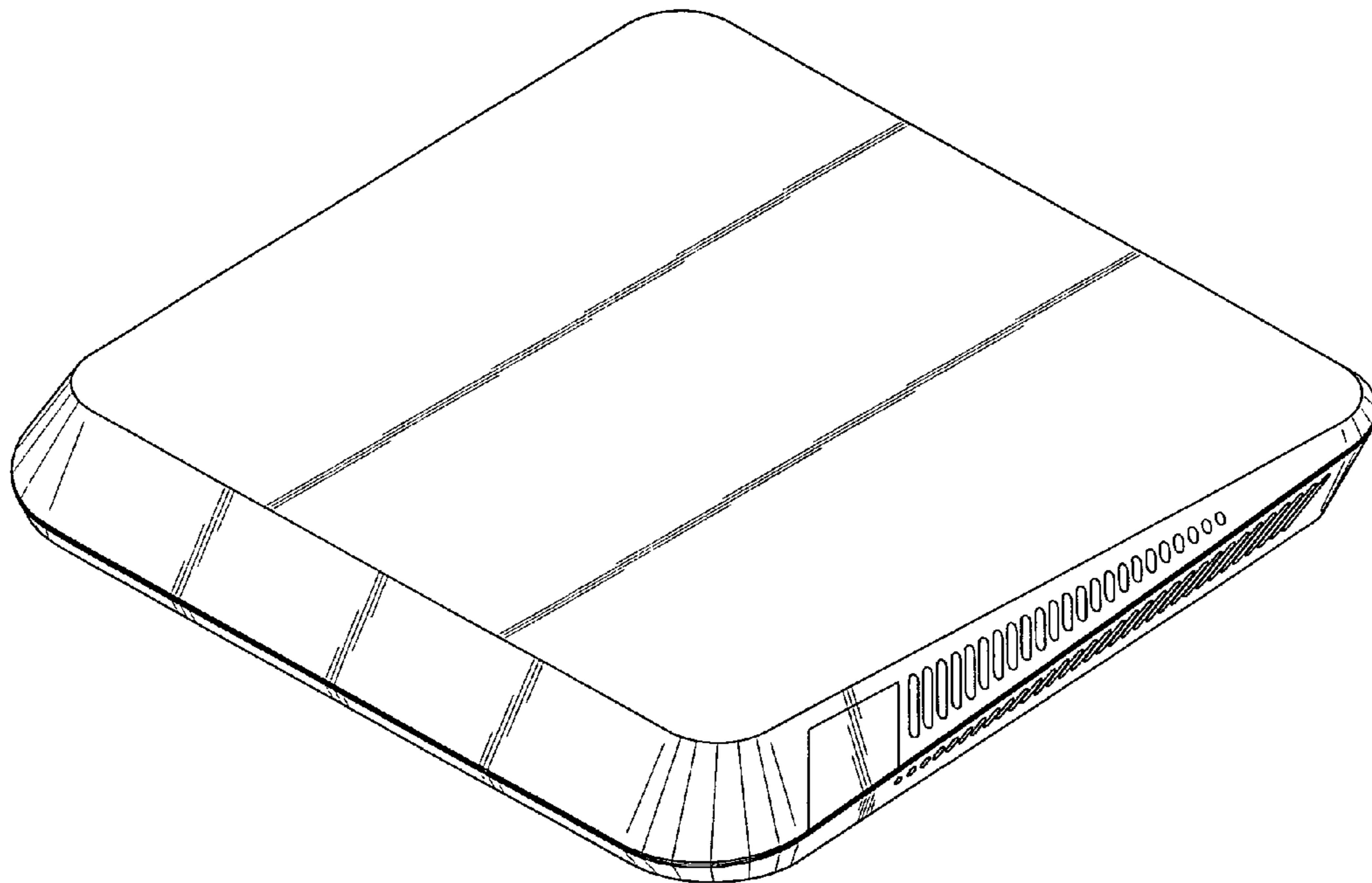


FIG.1

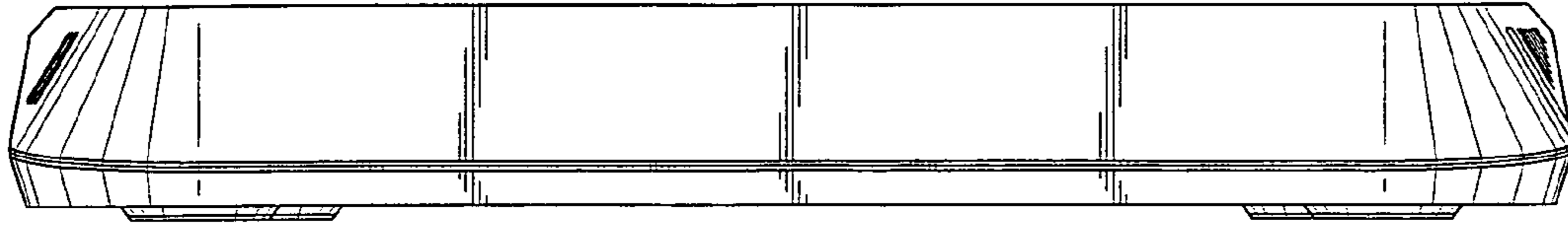


FIG. 2

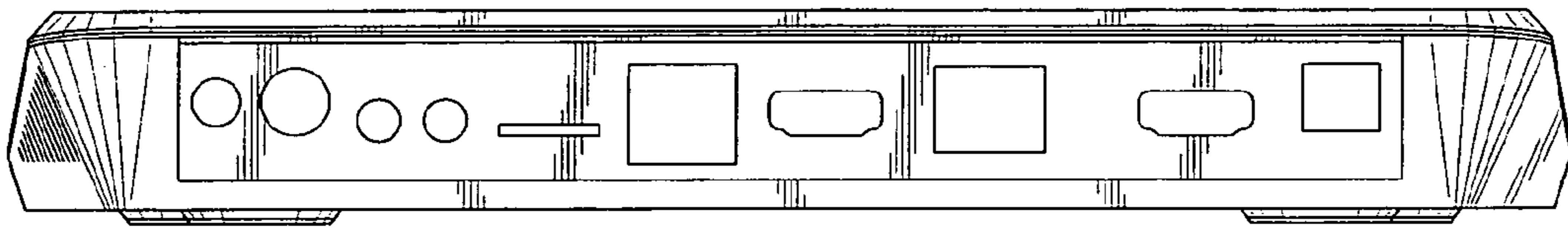


FIG. 3

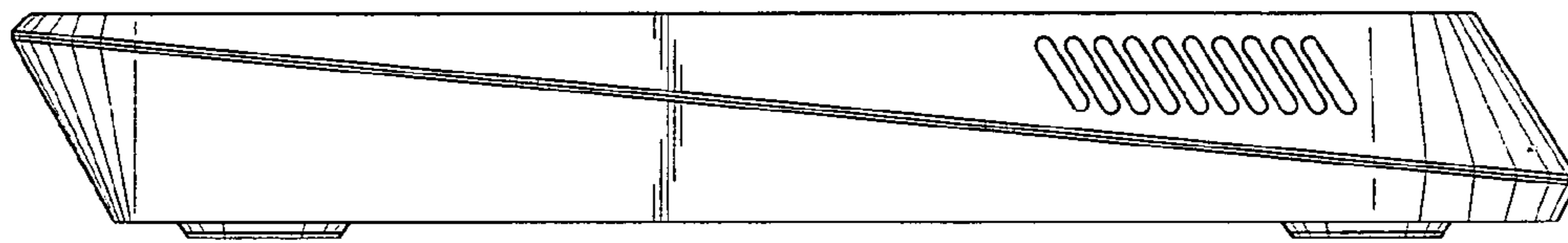


FIG. 4

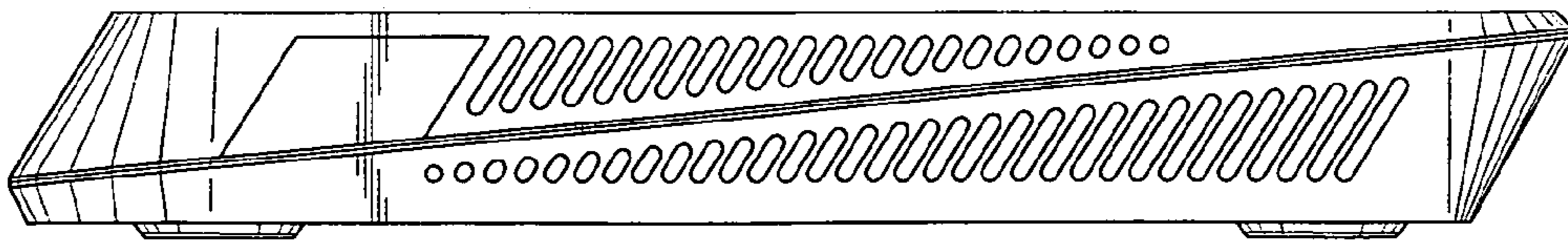


FIG. 5

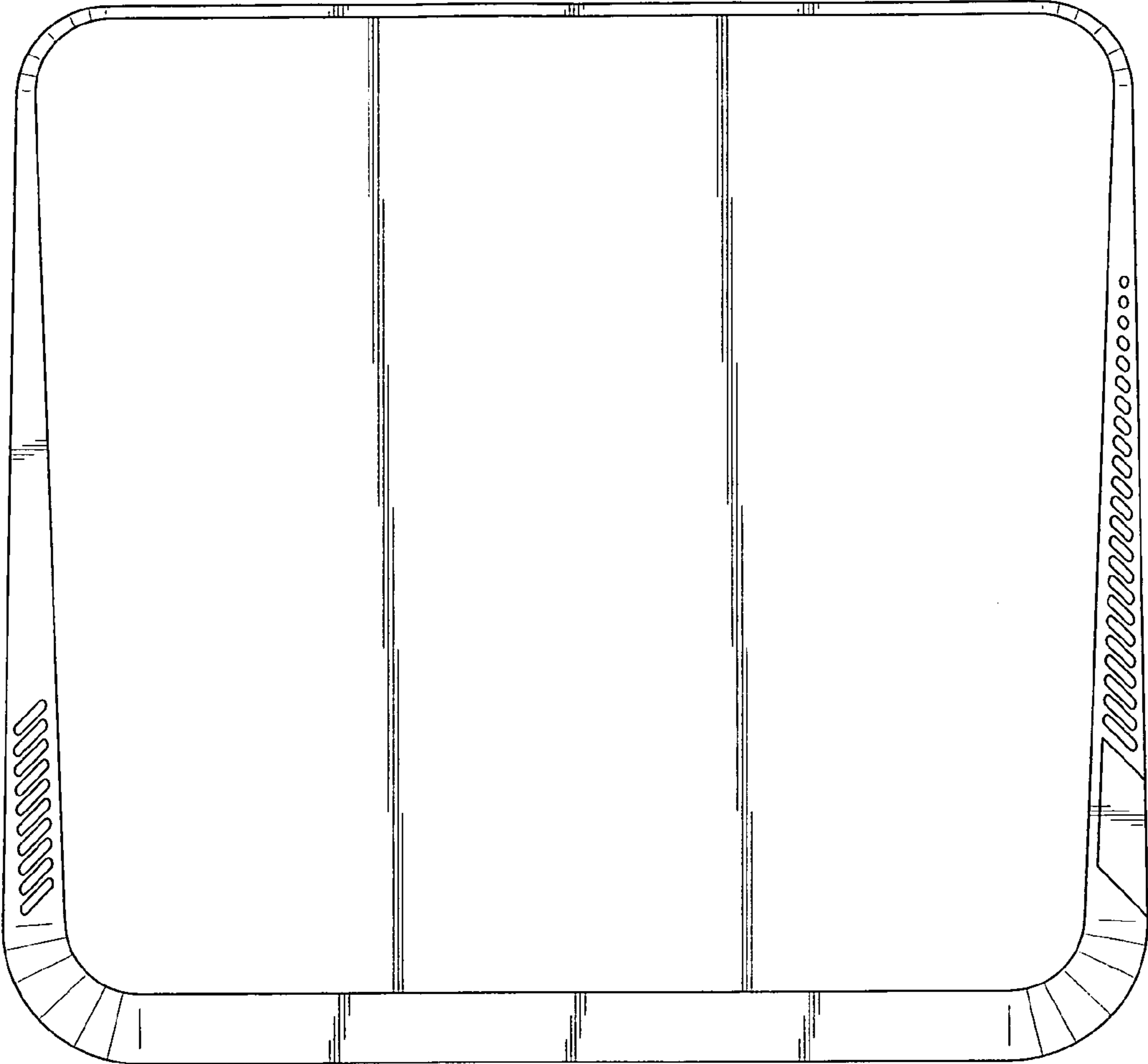


FIG.6

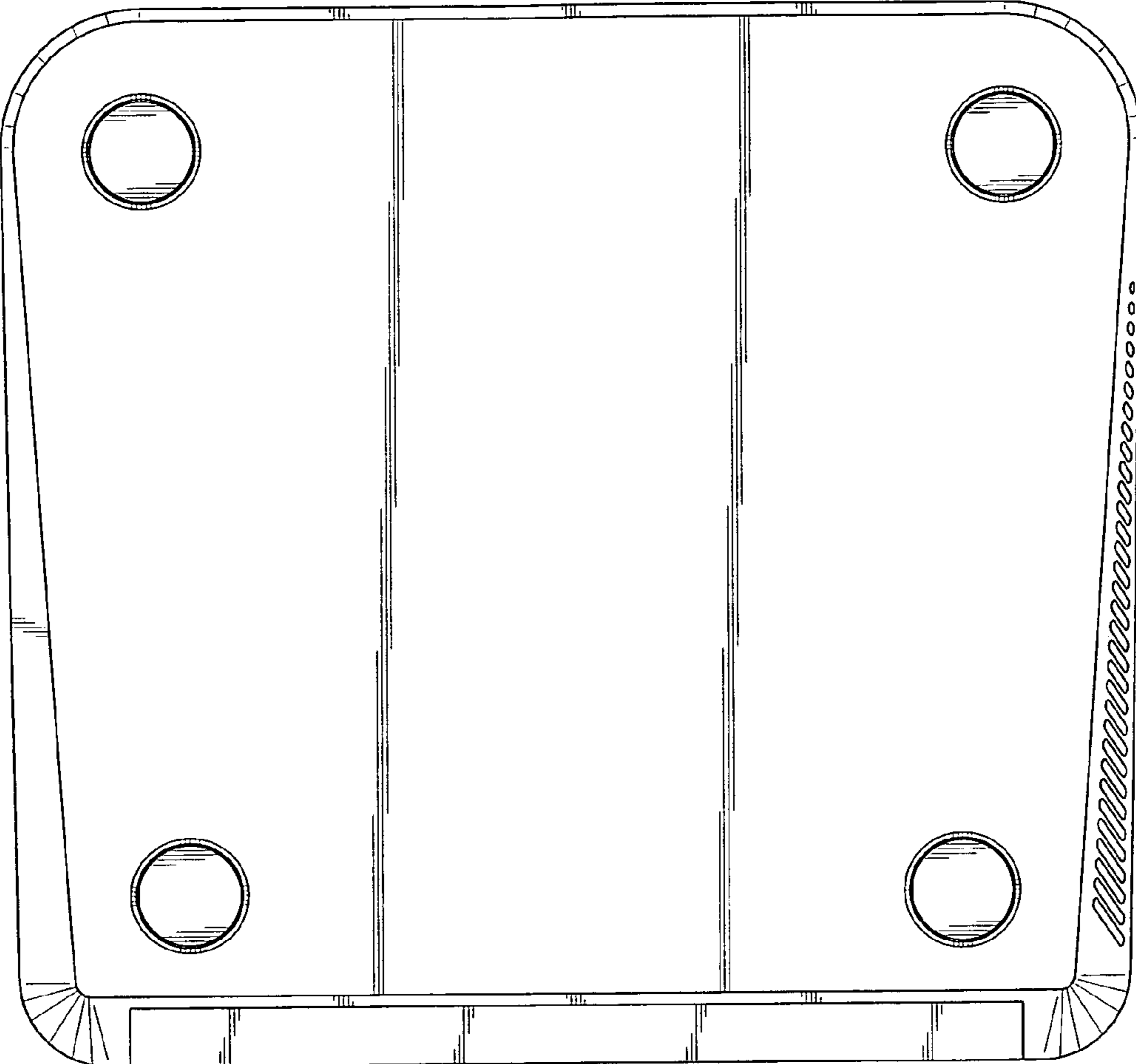


FIG.7