



US00D639249S

(12) **United States Design Patent**
Walker et al.

(10) **Patent No.:** **US D639,249 S**
(45) **Date of Patent:** **** Jun. 7, 2011**

(54) **INSTRUMENT HAVING OBLIQUE MOUNTED TERMINAL POSTS**

(75) Inventors: **Richard W. Walker**, Alpine, UT (US);
David W. Farley, Orem, UT (US); **Jeff M. Elrod**, Seattle, WA (US)

(73) Assignee: **Fluke Corporation**, Everett, WA (US)

(**) Term: **14 Years**

(21) Appl. No.: **29/359,135**

(22) Filed: **Apr. 6, 2010**

Related U.S. Application Data

(62) Division of application No. 29/334,849, filed on Apr. 2, 2009, now Pat. No. Des. 613,251.

(51) **LOC (9) Cl.** **13-03**

(52) **U.S. Cl.** **D13/154**

(58) **Field of Classification Search** D13/146-147,
D13/154, 184; 439/532, 536, 540.1, 541.5,
439/613, 614, 884, 894, 954, 559

See application file for complete search history.

(56) **References Cited**

U.S. PATENT DOCUMENTS

5,664,971 A	9/1997	Coy	439/811
D389,801 S	1/1998	Foye	D13/147
D405,092 S	2/1999	Ohshima et al.	D14/239
D421,965 S	3/2000	Johnston et al.	D13/147
D465,216 S	11/2002	Zdinak et al.	D14/240
D477,570 S	7/2003	Zdinak et al.	D13/147
2008/0132126 A1	6/2008	Hyland et al.	439/810

Primary Examiner — Daniel D Bui

(74) *Attorney, Agent, or Firm* — Christensen O'Connor Johnson Kindness PLLC

(57) **CLAIM**

The ornamental design for an instrument having oblique mounted terminal posts, substantially as shown and described.


DESCRIPTION

FIG. 1 is an isometric view of a first embodiment of an instrument having oblique mounted terminal posts showing our new design.

FIG. 2 is an isometric view of a second embodiment of an instrument having oblique mounted terminal posts showing our new design; and,

FIG. 3 is an isometric view of a third embodiment of an instrument having oblique mounted terminal posts showing our new design.

1 Claim, 3 Drawing Sheets






FIGURE 1

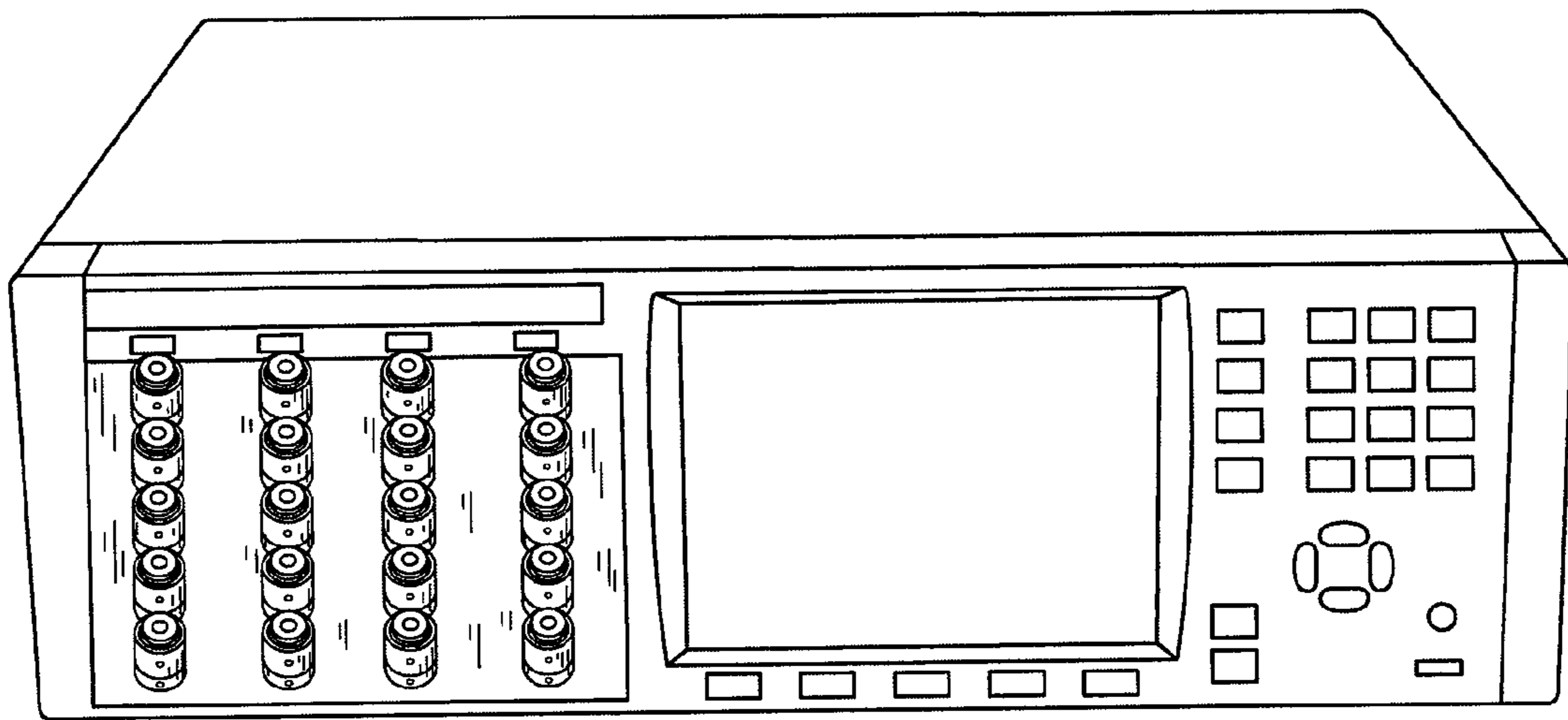


FIGURE 2




FIGURE 3