



US00D639248S

(12) **United States Design Patent**
Thornton

(10) **Patent No.:** **US D639,248 S**

(45) **Date of Patent:** **** Jun. 7, 2011**

(54) **ELECTRICAL PLUG ADAPTER**

(76) Inventor: **Jens Eystein Thornton**, N. Quincy, MA
(US)

(**) Term: **14 Years**

(21) Appl. No.: **29/331,301**

(22) Filed: **Jan. 23, 2009**

(51) **LOC (9) Cl.** **13-03**

(52) **U.S. Cl.** **D13/154; D13/139.1**

(58) **Field of Classification Search** D13/133,
D13/137.1-139.8, 154, 156, 184, 199; D14/433;
174/53-61, 66; 439/105-107, 535, 650-655,
439/682-689, 692-695

See application file for complete search history.

(56) **References Cited**

U.S. PATENT DOCUMENTS

1,714,763	A *	5/1929	Boyson	439/484
2,030,115	A *	2/1936	Muldoon	439/484
D148,105	S	12/1947	Gossard	148/105
D155,149	S	9/1949	Gossard	155/149
D155,150	S *	9/1949	Gossard	D13/138.1
D155,151	S *	9/1949	Gossard	D13/138.1
D155,502	S *	10/1949	Gossard	D13/138.1
D159,196	S *	7/1950	Englar	D13/138.1
D242,464	S	11/1976	Acosta	242/464
D355,162	S	2/1995	Karman	D13/139
5,409,397	A *	4/1995	Karman	439/484
D446,502	S *	8/2001	Wen	D13/137.2

7,021,949	B1	4/2006	Boers	439/160
D533,836	S	12/2006	Young	D13/137.1
D533,837	S	12/2006	Wang	D13/138.2
D586,296	S *	2/2009	Liu	D13/138.2

* cited by examiner

Primary Examiner — Rosemary K Tarcza

(74) *Attorney, Agent, or Firm* — Seyfarth Shaw LLP

(57) **CLAIM**

The ornamental design for an electrical plug adapter, as shown and described.

DESCRIPTION

FIG. 1 is a rear elevation view of an electrical plug adapter showing the new design;

FIG. 2 is a front elevation view of an electrical plug adapter according to FIG. 1;

FIG. 3 is a left side view of an electrical plug adapter according to FIG. 1;

FIG. 4 is a right side view of an electrical plug adapter according to FIG. 1;

FIG. 5 is a top plan view of an electrical plug adapter according to FIG. 1; and,

FIG. 6 is a bottom plan view of an electrical plug adapter according to FIG. 1.

The broken lines shown in the drawings are included for the purpose of illustrating environmental structure and form no part of the claimed design.

1 Claim, 2 Drawing Sheets

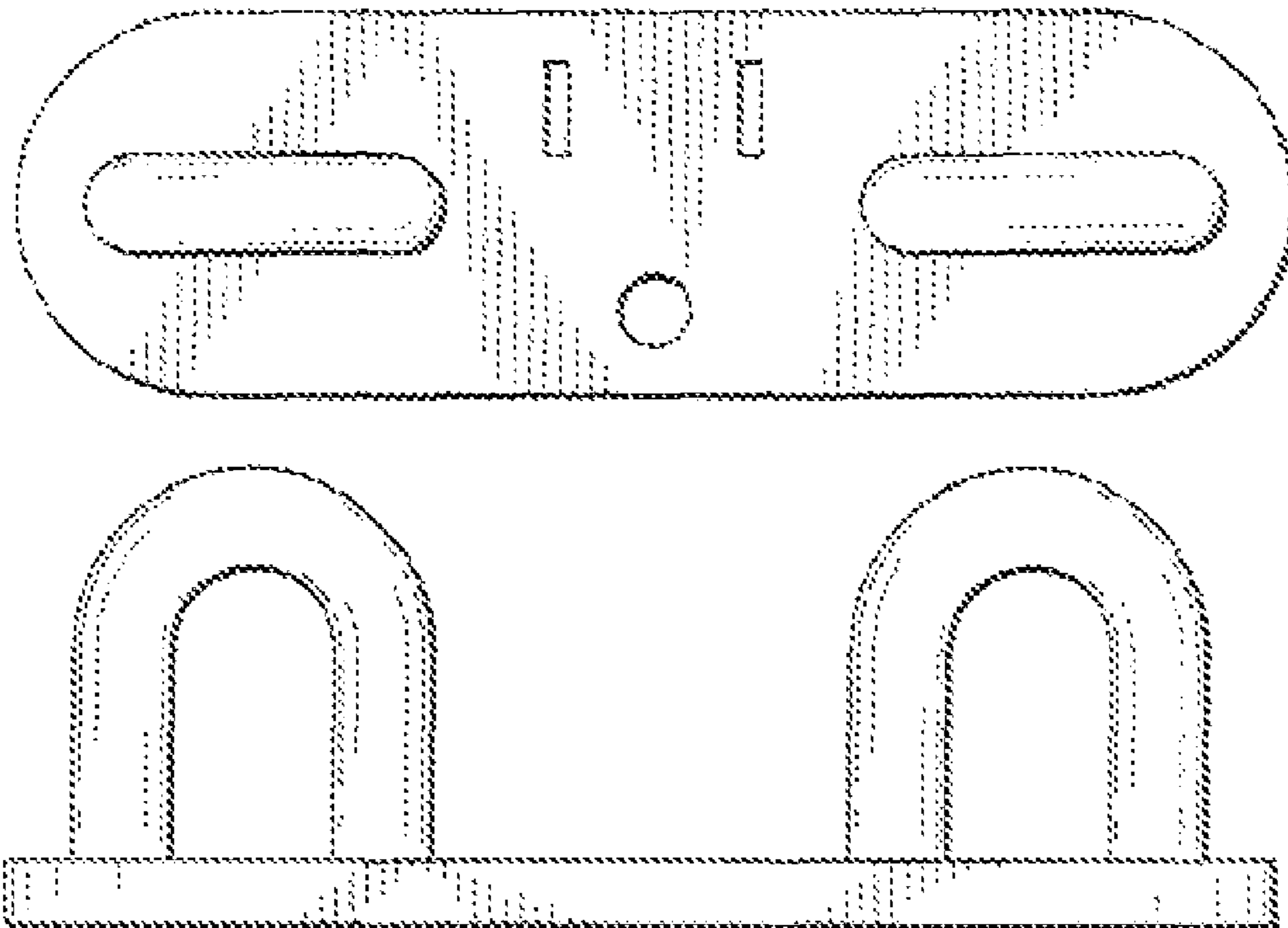


FIG. 1

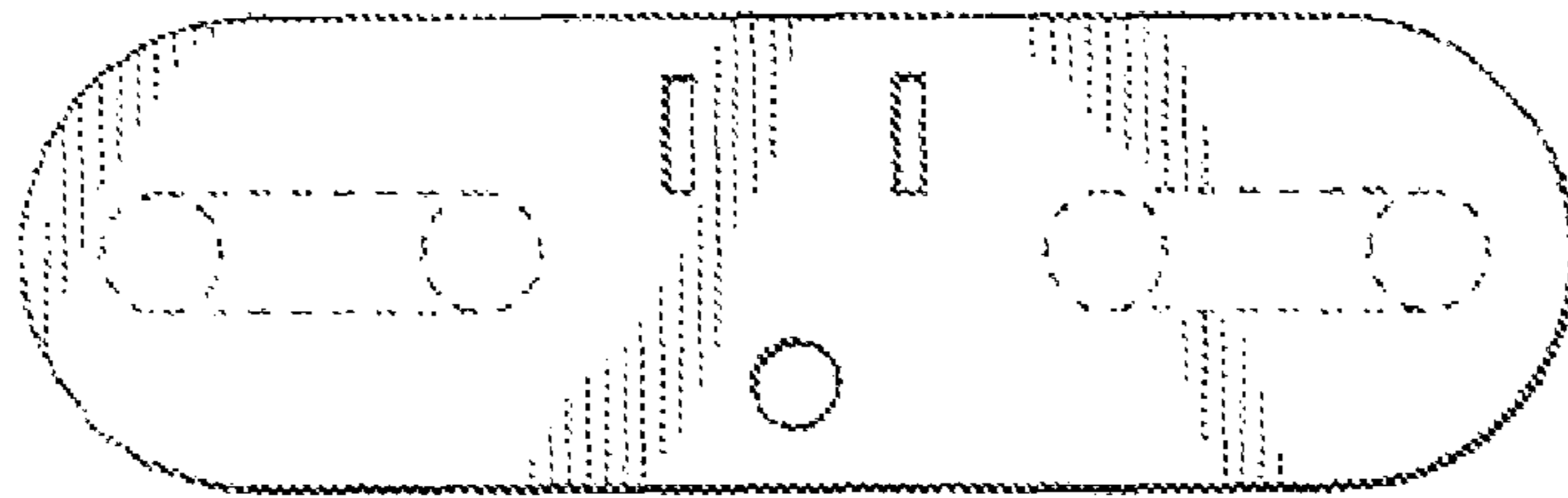


FIG. 2

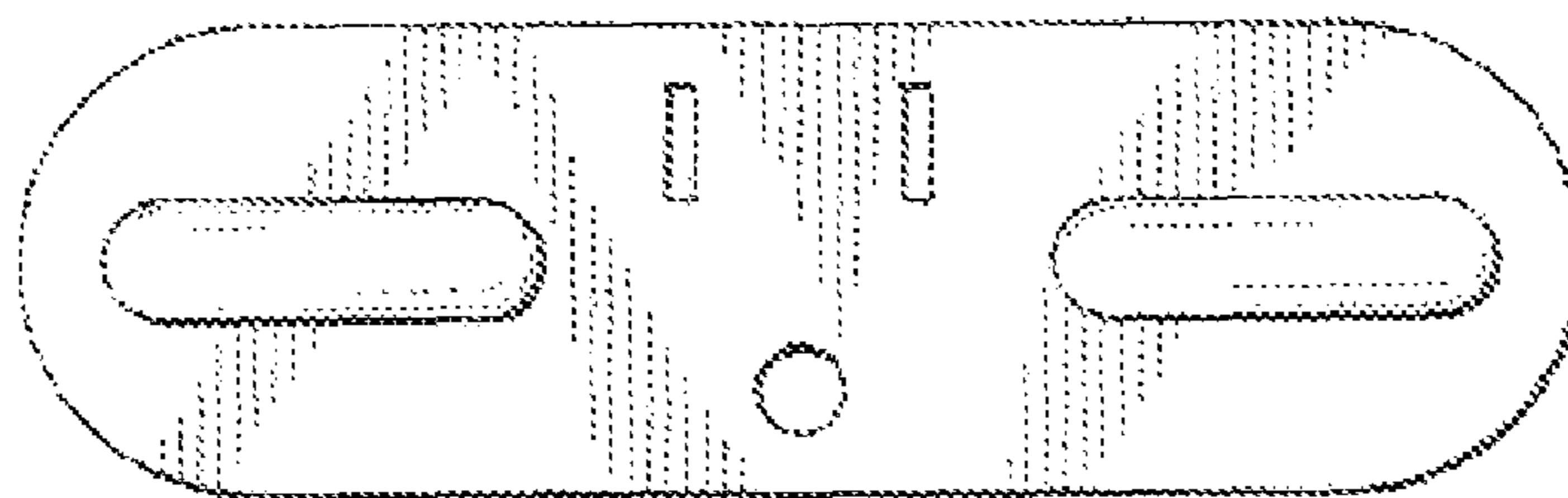


FIG. 3

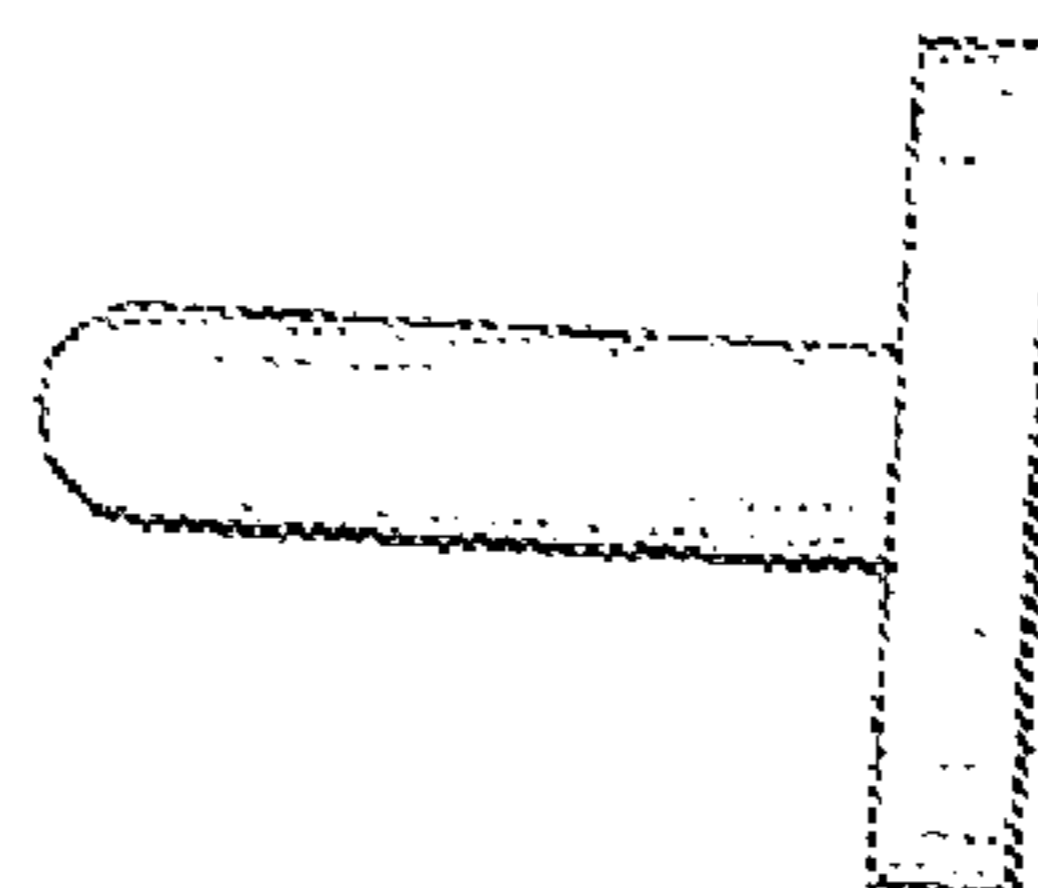


FIG. 4

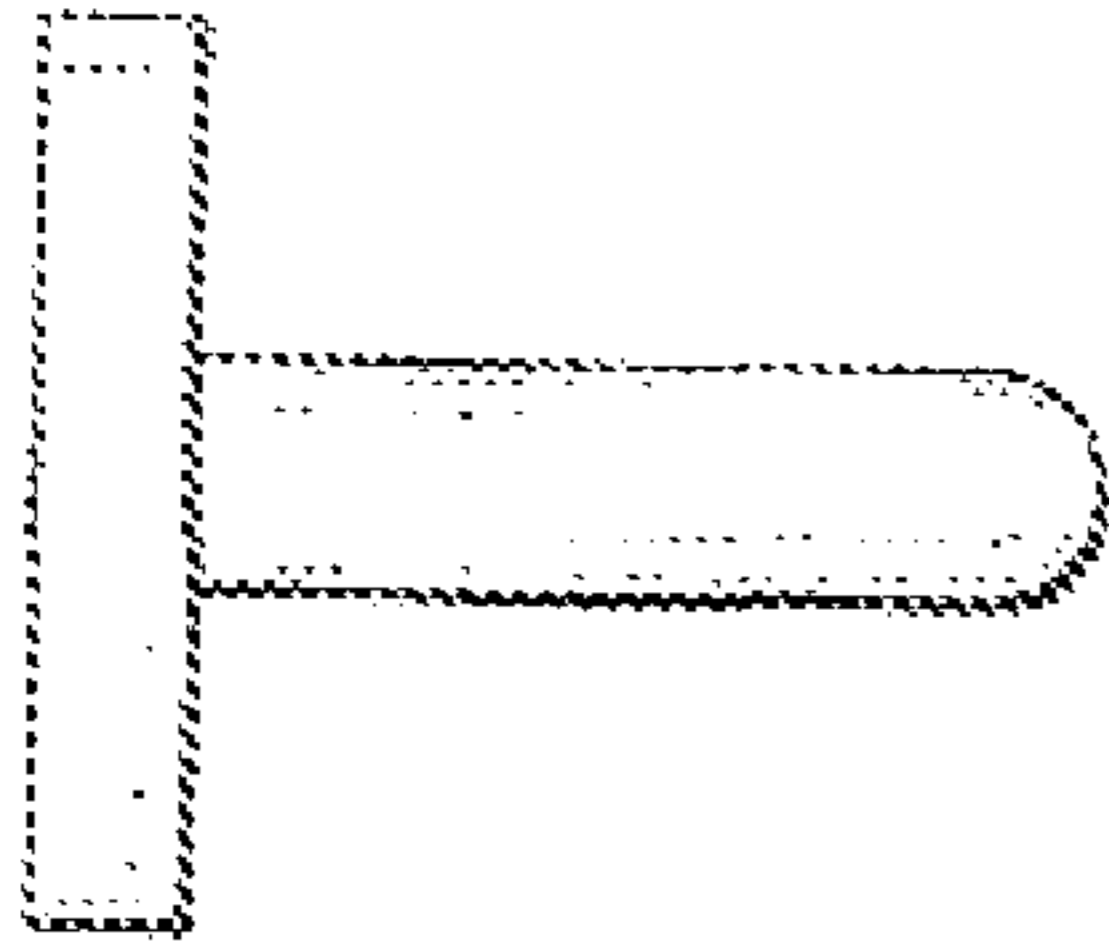


FIG. 5

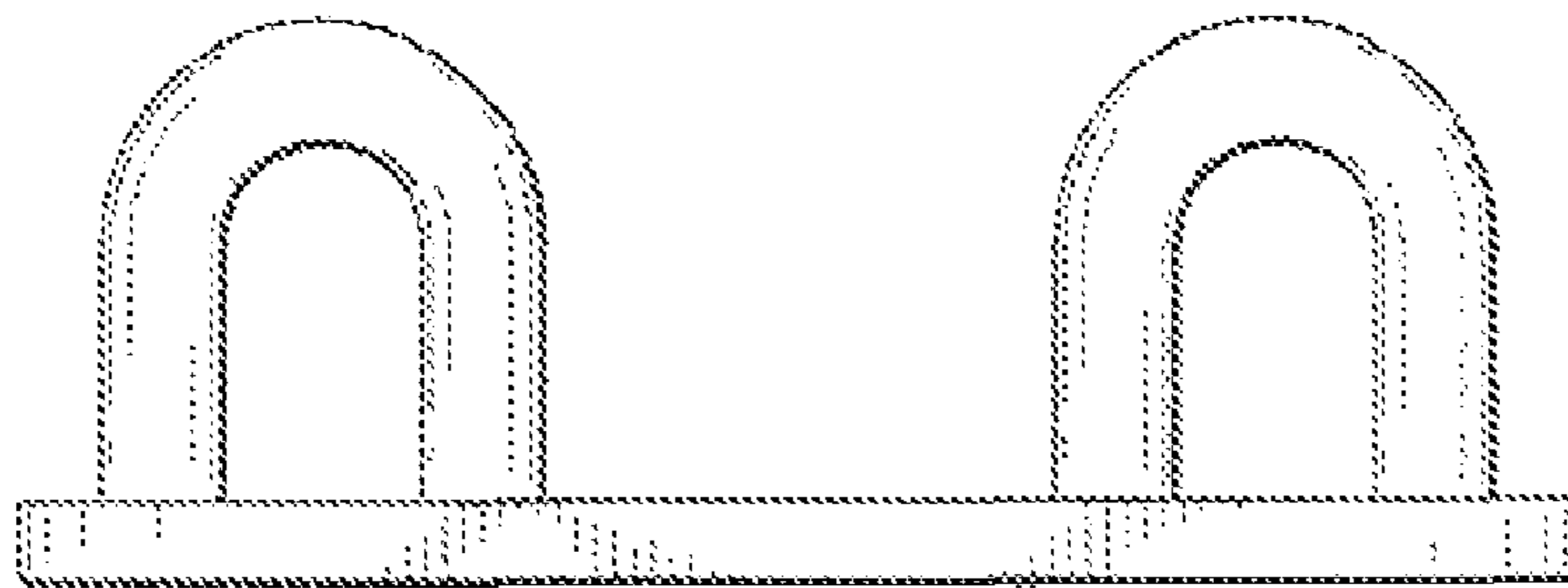


FIG. 6

