



US00D639241S

(12) **United States Design Patent**
Ashida

(10) **Patent No.:** **US D639,241 S**
(45) **Date of Patent:** **** Jun. 7, 2011**

(54) **DISCHARGE LAMP**

(75) Inventor: **Katsumi Ashida**, Saitama (JP)

(73) Assignee: **Hoya Candeo Optronics Corporation**,
Toda-shi (JP)

(**) Term: **14 Years**

(21) Appl. No.: **29/294,966**

(22) Filed: **Feb. 5, 2008**

(30) **Foreign Application Priority Data**

Aug. 10, 2007 (JP) 2007-021937

(51) **LOC (9) Cl.** **13-03**

(52) **U.S. Cl.** **D13/133; D26/1**

(58) **Field of Classification Search** D26/1-4;
313/313, 315, 316, 317, 318; 315/52, 53,
315/56, 57, 58

See application file for complete search history.

(56) **References Cited**

U.S. PATENT DOCUMENTS

D359,571 S 6/1995 Abbott
D506,274 S * 6/2005 Moriyama et al. D26/3
D537,176 S 2/2007 Iida
D537,547 S * 2/2007 Iida D26/3
D600,371 S * 9/2009 Genz et al. D26/3

FOREIGN PATENT DOCUMENTS

JP 1284713 9/2006
JP 1285029 9/2006
JP 1285030 9/2006
JP 1285031 9/2006

JP 1285032 9/2006
JP 1285033 9/2006
JP 1285034 9/2006
JP 1285035 9/2006
JP 1285036 9/2006
JP 1285037 9/2006
JP 1285038 9/2006
JP 1287038 10/2006
JP 1292752 1/2007

* cited by examiner

Primary Examiner — Marcus A Jackson

(74) *Attorney, Agent, or Firm* — Wolf, Greenfield & Sacks,
P.C.

(57) **CLAIM**

The ornamental design for a discharge lamp, as shown and described.

DESCRIPTION

FIG. 1 is a front perspective view of a discharge lamp showing my new design;

FIG. 2 is a front view thereof;

FIG. 3 is a rear view thereof;

FIG. 4 is a top plan view thereof;

FIG. 5 is a bottom plan view thereof;

FIG. 6 is a right side elevational view thereof; and,

FIG. 7 is a left side elevational view thereof.

The broken lines are shown for illustrative purposes only and form no part of the claimed design.

1 Claim, 4 Drawing Sheets

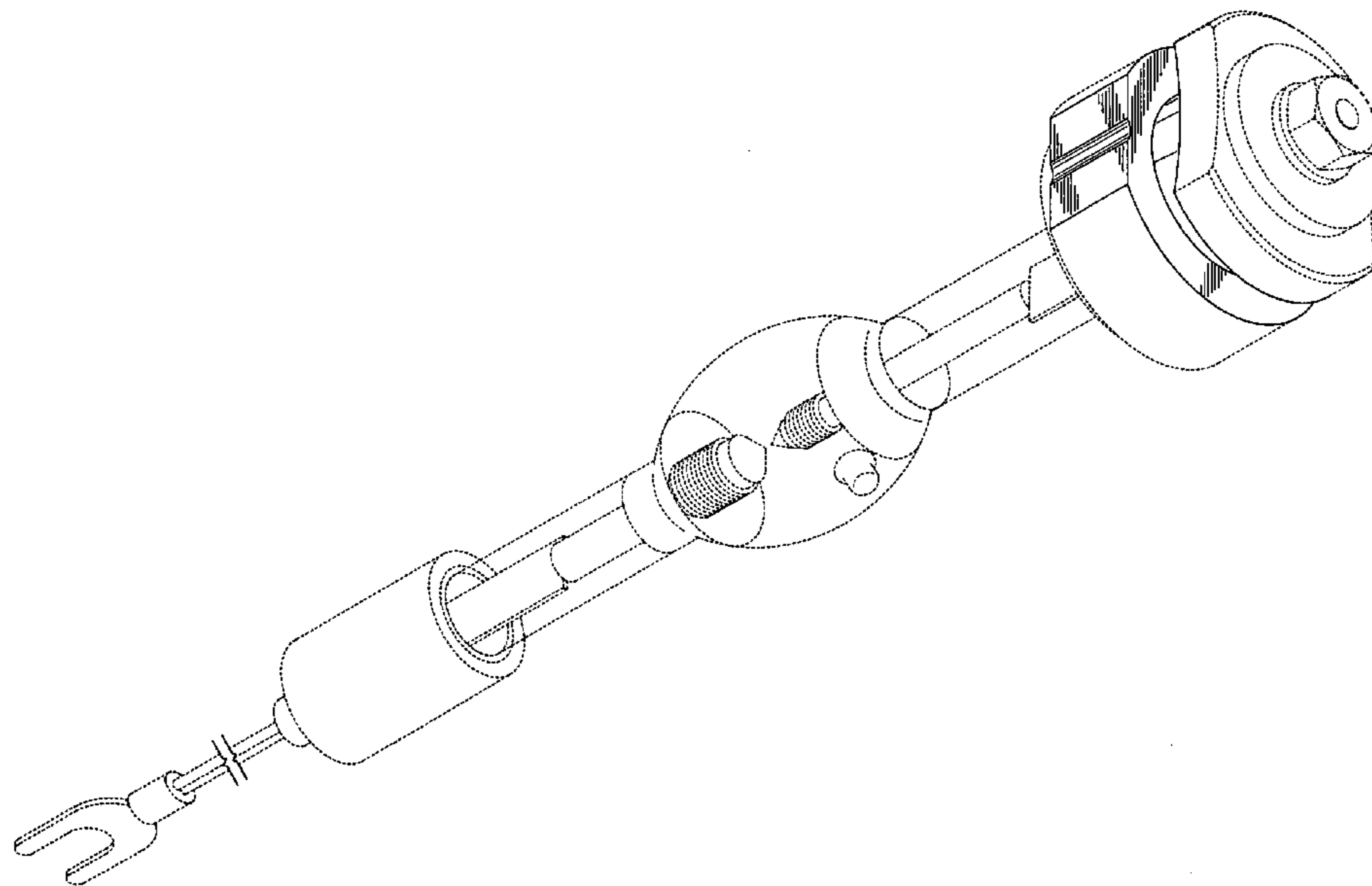


FIG. 1

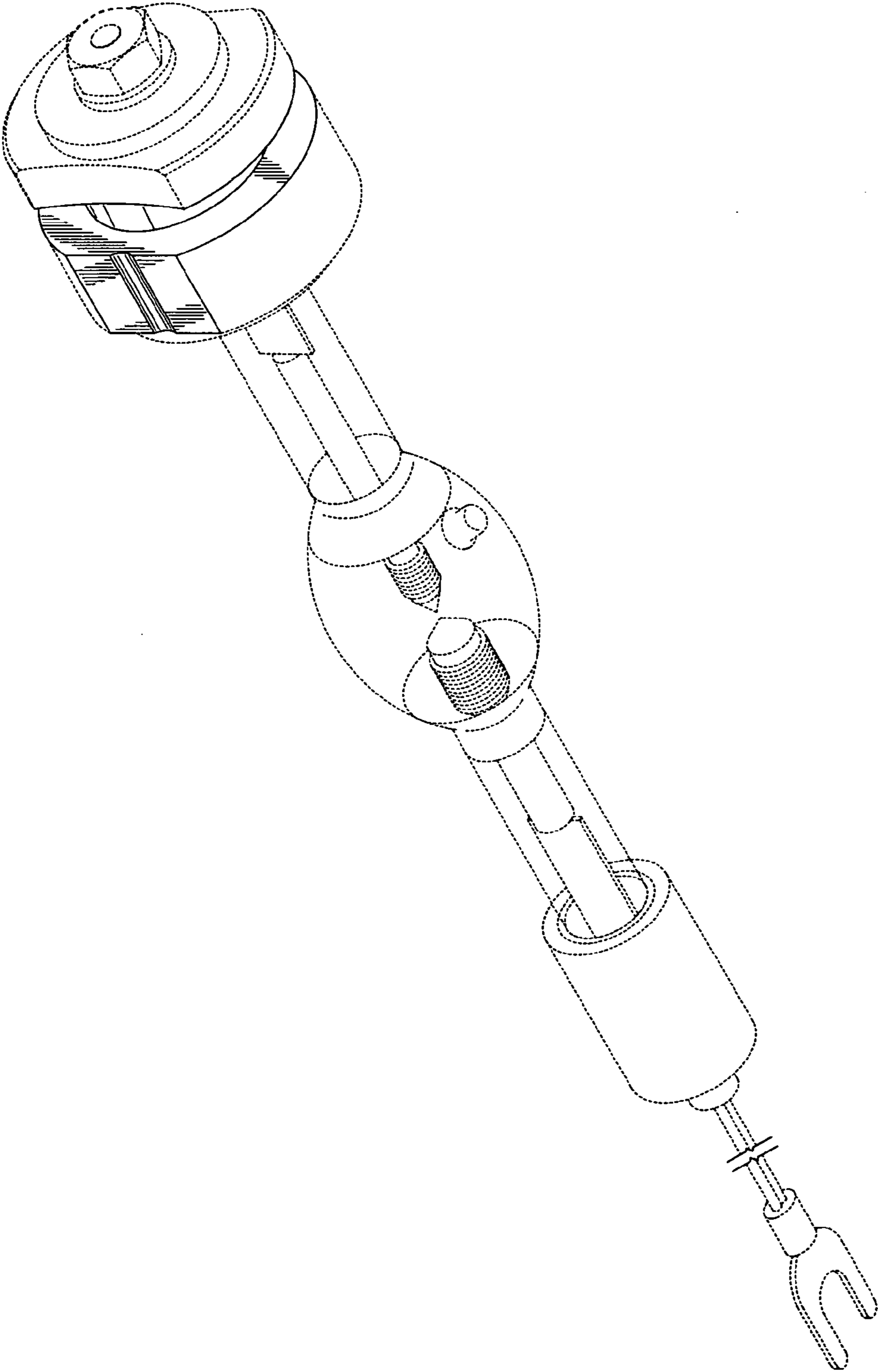


FIG. 2

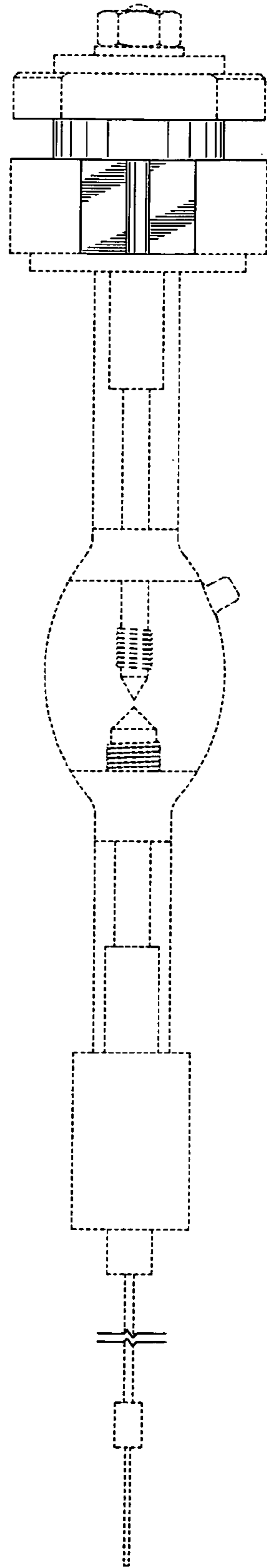


FIG. 3

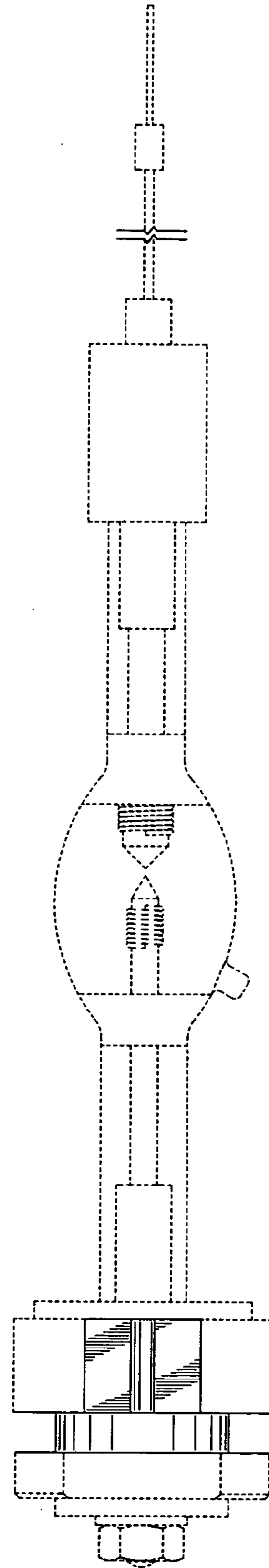


FIG. 4

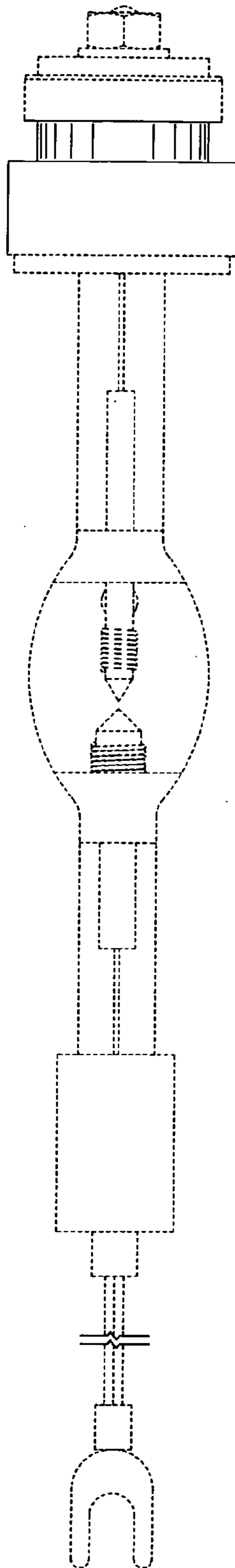


FIG. 5

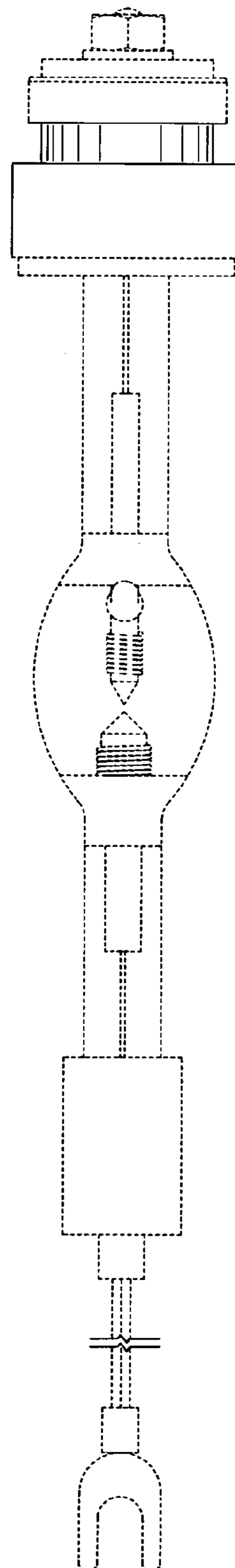


FIG. 6

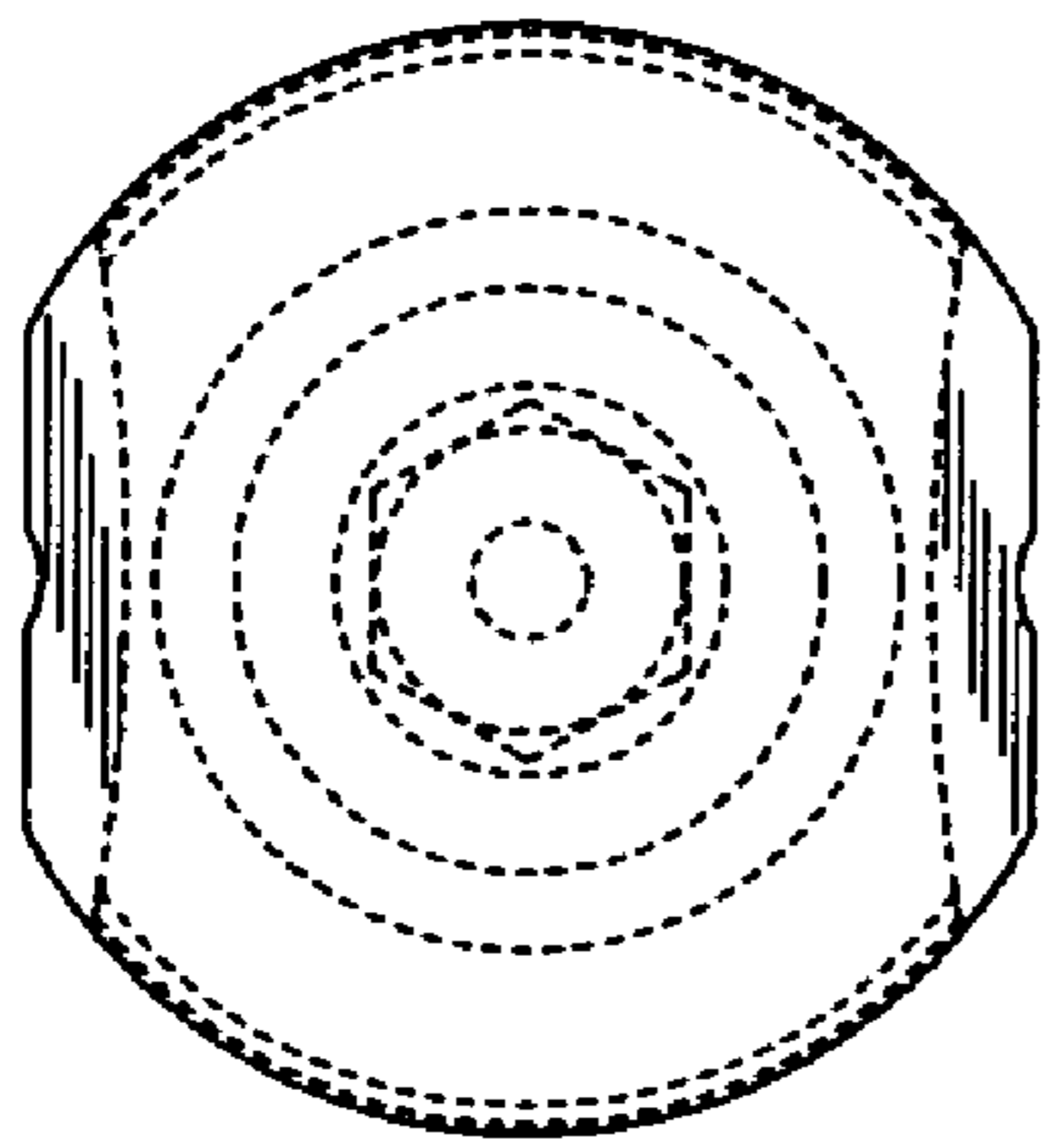


FIG. 7

