



US00D639239S

(12) **United States Design Patent**
Gudewer et al.

(10) **Patent No.:** **US D639,239 S**

(45) **Date of Patent:** **** Jun. 7, 2011**

(54) **ROTOR BLADES AND NACELLE**

(75) Inventors: **Wilko Gudewer**, Norden (DE); **Aloys Wobben**, Aurich (DE)

(73) Assignee: **Aloys Wobben**, Aurich (DE)

(**) Term: **14 Years**

(21) Appl. No.: **29/302,692**

(22) Filed: **Jan. 22, 2008**

(30) **Foreign Application Priority Data**

Jul. 23, 2007 (EM) 762 729

(51) **LOC (9) Cl.** **13-01**

(52) **U.S. Cl.** **D13/115**

(58) **Field of Classification Search** D13/115,
D13/118, 122, 199; D12/344, 345; D15/1,
D15/199; D21/458; 290/44, 52, 54, 55;
415/2.1, 4.2, 4.5, 7, 907, 916; 416/7, 16,
416/24, 31, 37, 38, 132 B, 132 R, 141, 142,
416/176, 177, 196 A, 243

See application file for complete search history.

(56) **References Cited**

U.S. PATENT DOCUMENTS

2,633,921	A *	4/1953	Monney	416/132 R
D252,572	S	8/1979	Hanson		
D271,303	S	11/1983	Ovelmen		
4,449,682	A	5/1984	Gratzer et al.		
4,692,095	A	9/1987	Lawson-Tancred		
5,320,491	A	6/1994	Coleman et al.		
5,354,175	A	10/1994	Coleman et al.		
5,653,406	A	8/1997	Amano et al.		
5,746,576	A *	5/1998	Bayly	416/16
6,270,308	B1	8/2001	Groppel		
D480,360	S	10/2003	Bayly		
6,830,436	B2	12/2004	Shibata et al.		
D509,794	S *	9/2005	Okubo et al.	D13/115
D511,495	S *	11/2005	Okubo et al.	D13/115

D517,986	S	3/2006	Wobben
2002/0153728	A1	10/2002	Groppel
2003/0123973	A1	7/2003	Murakami
2004/0057828	A1	3/2004	Bosche
2004/0201220	A1	10/2004	Andersen et al.
2005/0072067	A1	4/2005	Wobben

FOREIGN PATENT DOCUMENTS

DE 40109165 10/2001

OTHER PUBLICATIONS

“GE Wind Energy 3.6 Offshore Multi-Megawatt Wind Turbine,” GE Wind Energy, brochure, 20 pages, Mar. 2003.

(Continued)

Primary Examiner — Stella M Reid

Assistant Examiner — Derrick Holland

(74) *Attorney, Agent, or Firm* — Seed IP Law Group PLLC

(57) **CLAIM**

The ornamental design for a rotor blades and nacelle, as shown and described.

DESCRIPTION

FIG. 1 is a front right isometric view of the rotor blades and nacelle according to the inventive design.

FIG. 2 is a left side view of the rotor blades and nacelle of FIG. 1.

FIG. 3 is a front elevation view of the rotor blades and nacelle of FIG. 1.

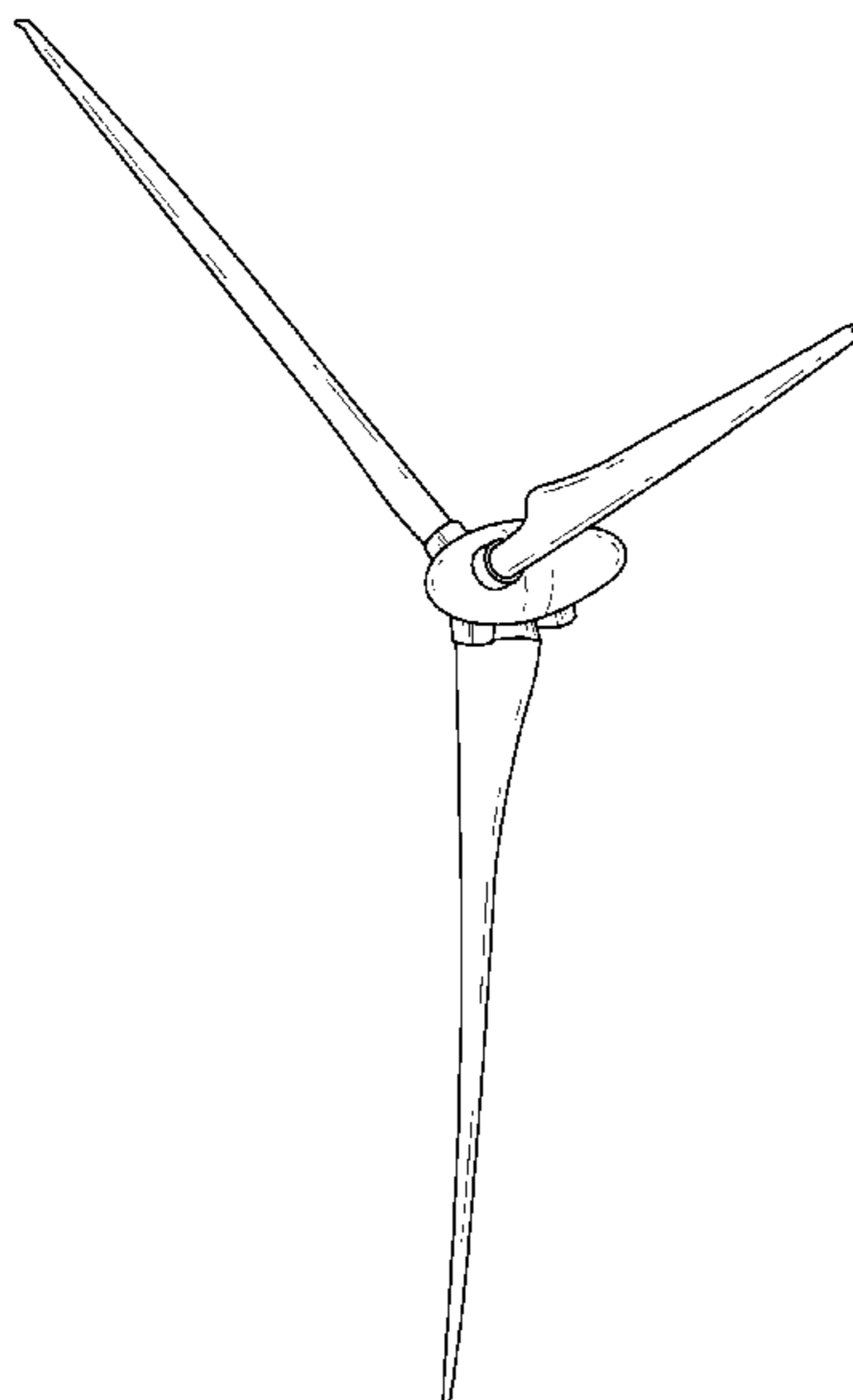
FIG. 4 is a left side view of the rotor blades and nacelle of FIG. 1.

FIG. 5 is a top plan view of the rotor blades and nacelle of FIG. 1.

FIG. 6 is a bottom plan view of the rotor blades and nacelle of FIG. 1; and,

FIG. 7 is a rear elevation view of the rotor blades and nacelle of FIG. 1.

1 Claim, 7 Drawing Sheets



OTHER PUBLICATIONS

- “Erosionsschutzfolie für Windenergieanlagen 3M Polyurethanfilm 8671,” 3M Innovation, leaflet, 2 pages, Mar. 2003.
- “Powering A Greener Tomorrow,” Suzlon, brochure, 11 pages, Mar. 2003.
- “Suzlon Wind Power Powering a Greener Tomorrow,” Suzlon, brochure, 11 pages, Mar. 2003.
- “Suzlon Megapower Series”, Suzlon, brochure, 27 pages, Mar. 2003.
- “Suzlon 1000kW Megapower Powering a Greener Tomorrow,” Suzlon, brochure, 4 pages, Mar. 2003.
- “[Optimaler Auftrieb in jedem Klima] [NM54/950 Power-Trim],” N-E-G Micon, brochure, 5 pages, Mar. 2003.
- “WindMan Express [Kontroll-und Überwachungssysteme für kleinere Windenergieanlagen] [Die Verbindung zu Ihrer Windturbine],” N-E-G Micon, brochure, 4 pages, Mar. 2003.
- “S70/1500kW Perfekte Technologie für jeden Standort.” Nordex, Feb. 2002, brochure, 6 pages.
- “S70/1500kW The perfect technology for each location.” Nordex, Feb. 2002, brochure, 6 pages.
- “N50/800kW Leading technology for first-class outputs.” Nordex, Feb. 2002, brochure, 6 pages.
- “N80/2500kW Mit Hochleistung in die Zukunft,” Nordex, Feb. 2002, brochure, 6 pages.
- “Komponenten, Netzinfrastrukturen und Managed Services für Windparks,” RWE Solutions, brochure, 20 pages, Mar. 2003.
- “Elements Special Dewind magazine,” DeWind Magazine, Aug. 2002, 48 pages.
- “J48 Innovative wind turbine,” Jeumont Framatome ANP, brochure, 6 pages, Mar. 2003.
- “DEHN schützt Windenergieanlagen. DEHN protects Wind Turbines.” Dehn + Sohne, brochure, 10 pages, Mar. 2003.
- Hau, Erich, “Windkraftanlagen,” Grundlagen, Technik, Einsatz, Wirtschaftlichkeit, 1988 and 1996, Springer-Verlag Berlin Heidelberg, Germany, pp. 8-9, 26-28, 31, 38-39, 48-49, 51, 511-515, 579-580, 600.
- “Vibration engineering.” Scanvib, 1 page, Mar. 2003.
- “A10 New Concept Wind Power Generator,” Luso, 1 page, Mar. 2003.
- Enercon, Dewind, Lagerwey and Suzlon, brochure, 2 pages, Mar. 2003.
- “Image: Enercon E-30 Aurich Okt 2004.PNG,” retrieved Aug. 11, 2008, http://commons.wikimedia.org/wiki/image:Enercon_E-30_Aurich_Okt_2004.PNG.
- “Image E-112 Egein feb2005.jpg,” retrieved Aug. 11, 2008, http://commons.wikimedia.org/wiki/Image:E-112_Egein_feb2005.jpg.
- “E-53,” retrieved Aug. 11, 2008, <http://www.enercon.de/www/en/e53.nsf/04CA674831391E59C1256E89002FE760/3CDB....>
- Design Examination Report No. 1, Issued by Australian Patent Office on Jul. 15, 2008, in re AU Patent No. 319026, 2 pages.
- Design Examination Report No. 1, Issued by Australian Patent Office on Jul. 15, 2008, in re AU Patent No. 319027, 2 pages.
- Wind Turbine, retrieved Sep. 26, 2008, <http://www.flickr.com/photos/hddod/141018303>, 2 pages.
- enercon₁₃ e0070, retrieved Sep. 26, 2008, <http://www.flickr.com/photos/jeroen8/244414019>, 1 page.

* cited by examiner

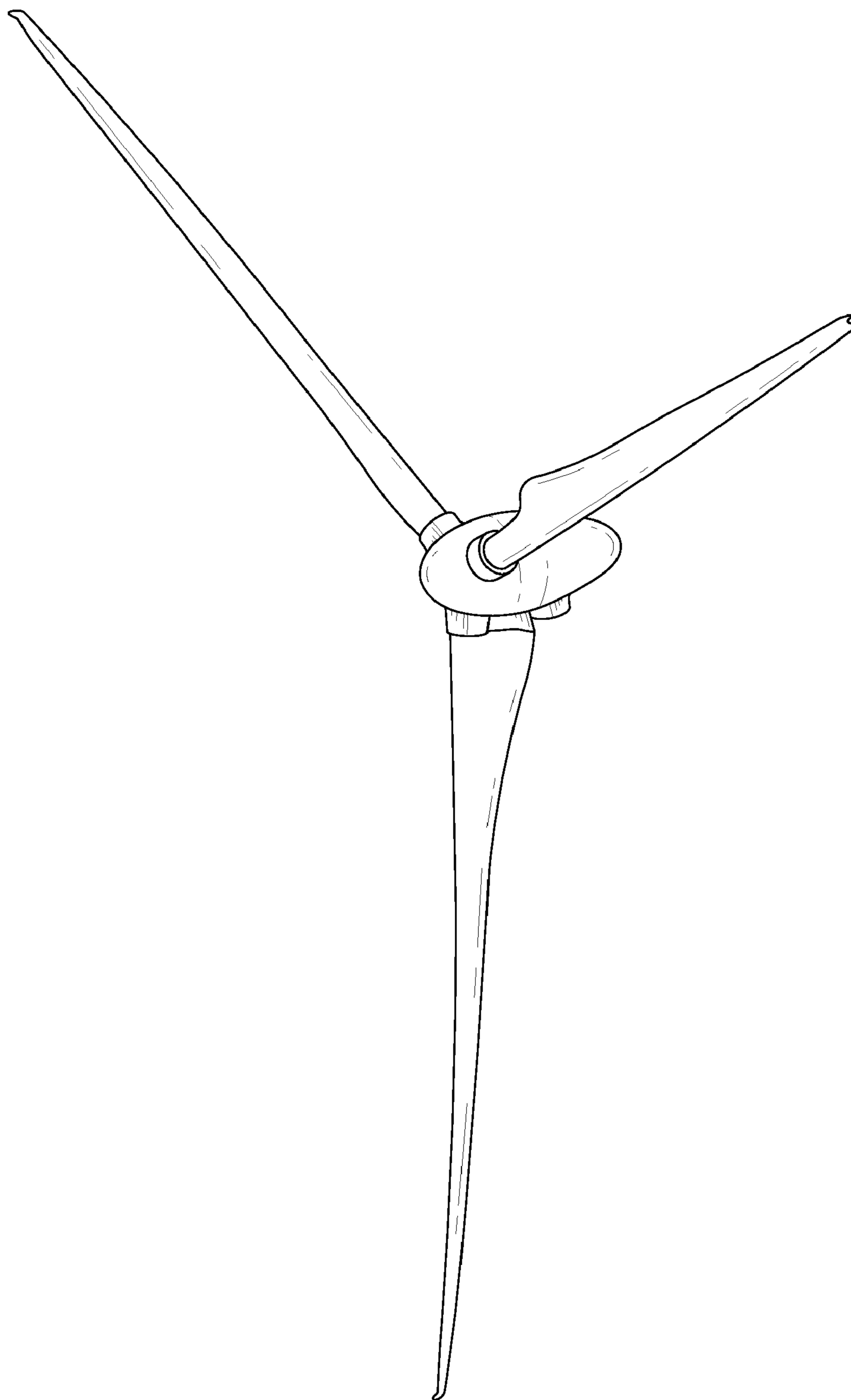


FIG. 1



FIG. 2

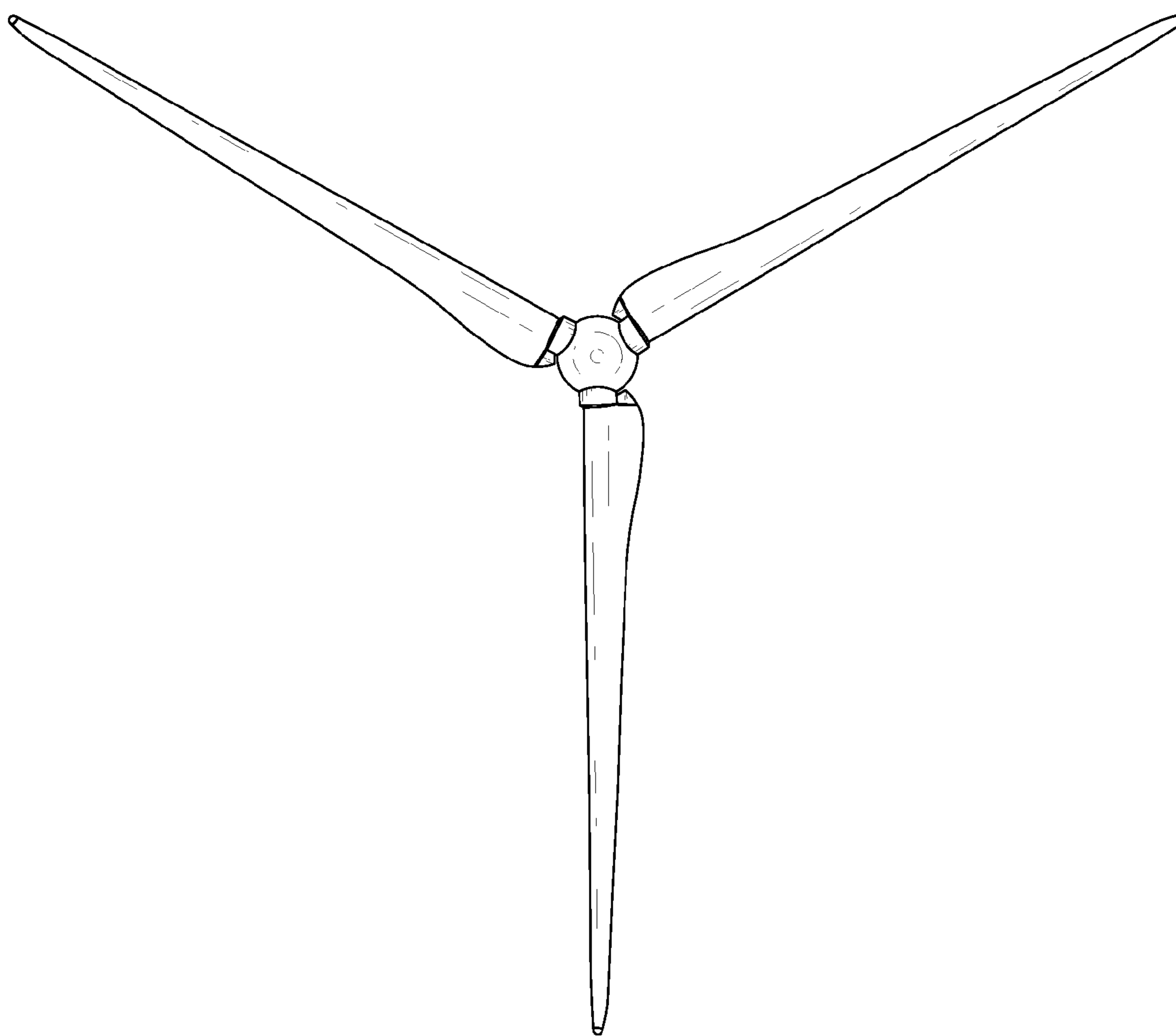


FIG. 3

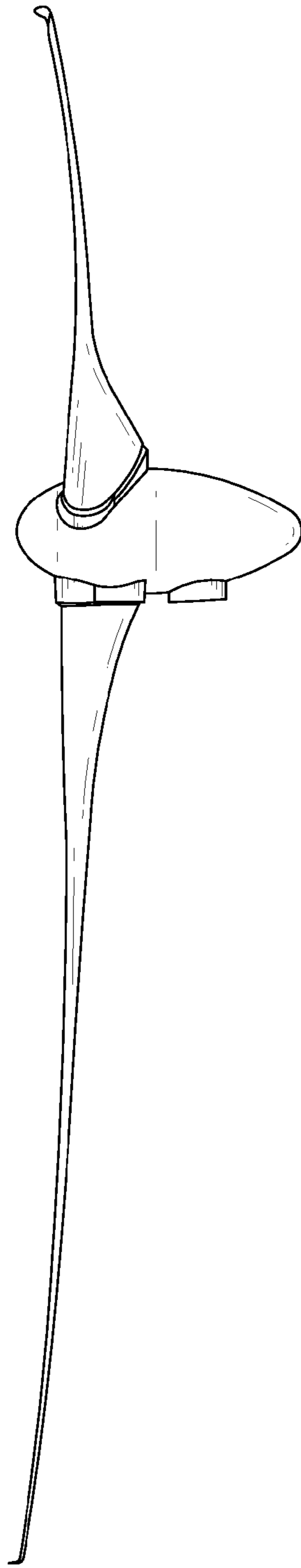


FIG. 4

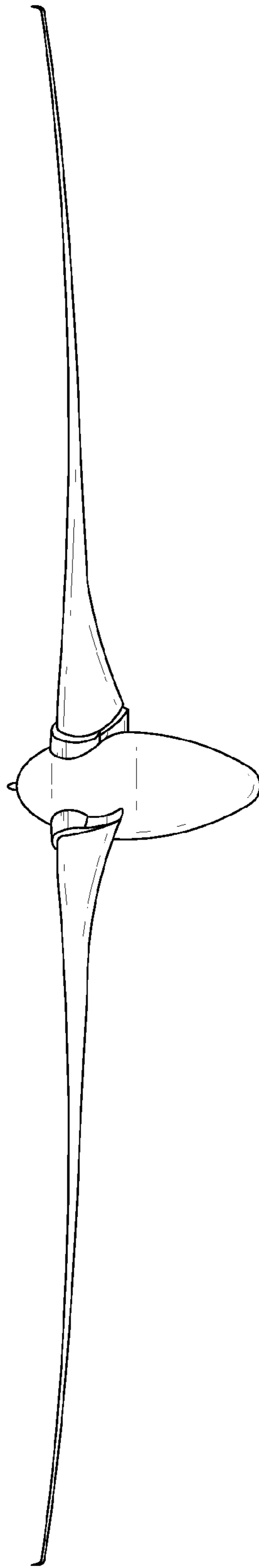


FIG. 5

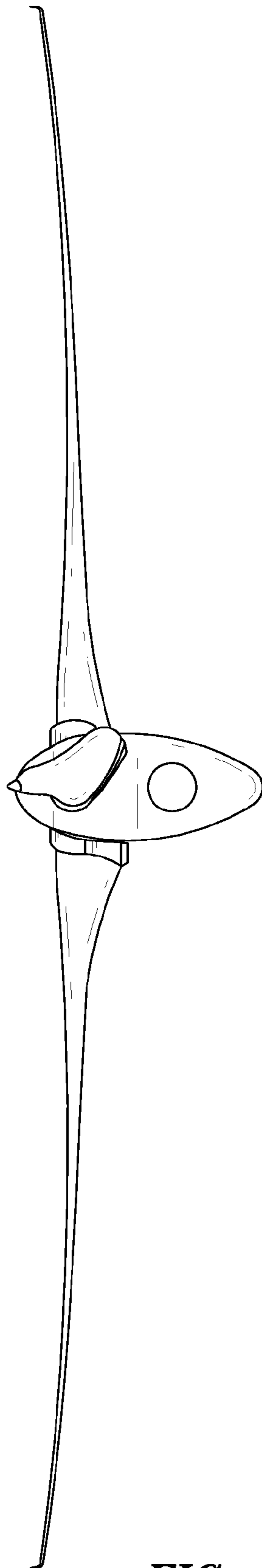


FIG. 6

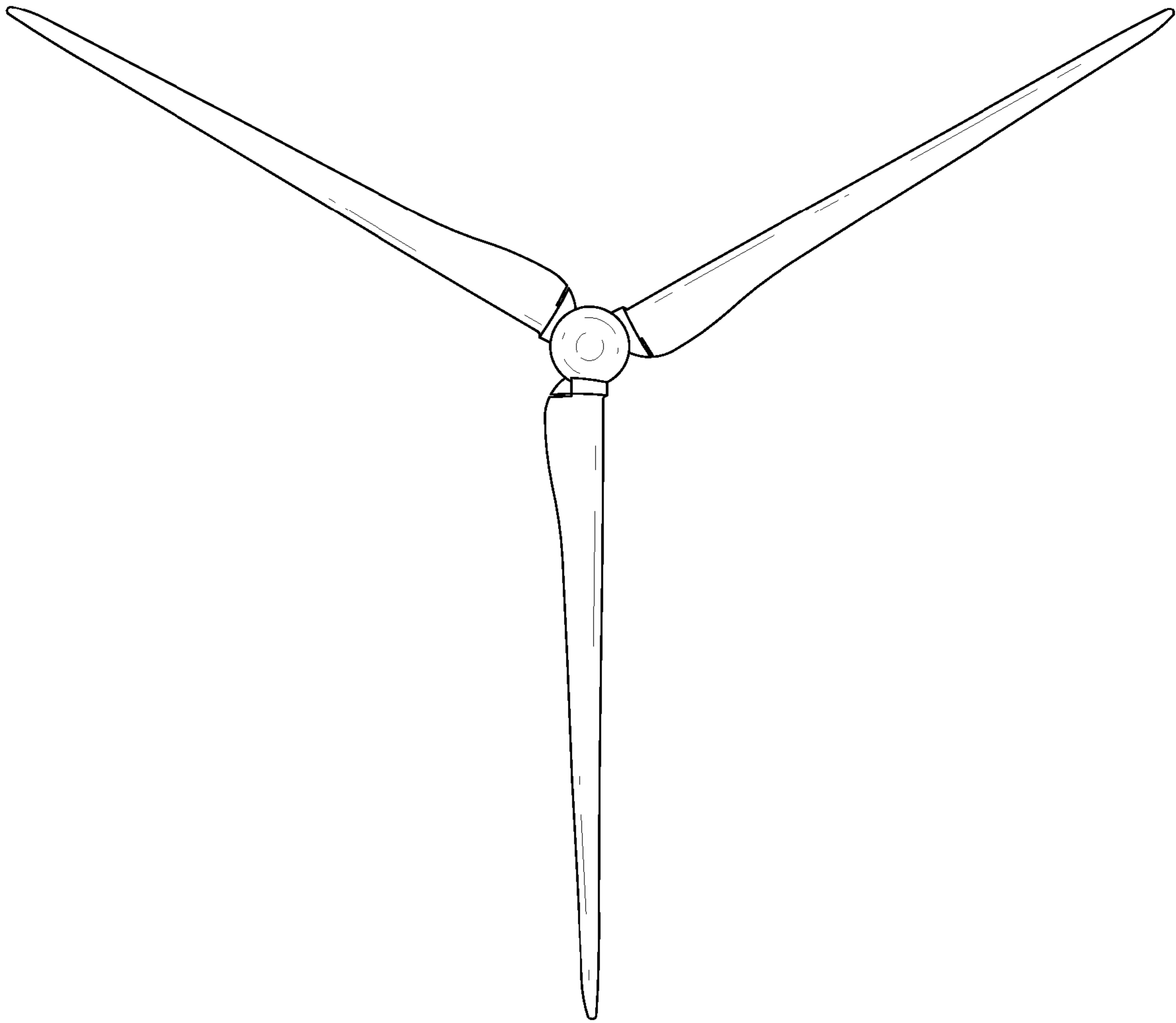


FIG. 7