



US00D639227S

(12) **United States Design Patent**  
**Leclercq**

(10) **Patent No.:** **US D639,227 S**  
(45) **Date of Patent:** **\*\* Jun. 7, 2011**

- (54) **WHEEL OR WHEEL COVER**
- (75) Inventor: **Pierre Leclercq**, Munich (DE)
- (73) Assignee: **Bayerische Motoren Werke Aktiengesellschaft**, Munich (DE)
- (\*\*) Term: **14 Years**
- (21) Appl. No.: **29/371,125**
- (22) Filed: **Oct. 27, 2010**
- (30) **Foreign Application Priority Data**

Apr. 28, 2010 (DE) ..... 40 2010 002 511

- (51) **LOC (9) Cl.** ..... **12-16**
- (52) **U.S. Cl.** ..... **D12/211**
- (58) **Field of Classification Search** ..... D12/204-213;  
301/37.101, 64.101, 65, 64.201  
See application file for complete search history.

(56) **References Cited**

**U.S. PATENT DOCUMENTS**

D325,019 S	3/1992	Boyer	
D402,252 S *	12/1998	Kulla	D12/211
D402,951 S	12/1998	Wechner	
D479,178 S *	9/2003	Lai	D12/211
D493,764 S *	8/2004	Sulahian	D12/211
D499,686 S *	12/2004	Song	D12/211
D509,467 S *	9/2005	Gabath	D12/211
D516,489 S *	3/2006	Alonso	D12/211
D541,203 S *	4/2007	Sulahian	D12/211
D541,724 S *	5/2007	Gallert	D12/211
D555,567 S *	11/2007	Schweizer	D12/211
D568,800 S	5/2008	Huet	

D578,053 S *	10/2008	Neeper	D12/211
D596,551 S *	7/2009	Futschik et al.	D12/211
D597,015 S *	7/2009	Juergens et al.	D12/211
D617,718 S *	6/2010	Zhao	D12/211
D628,136 S	11/2010	Leclercq	

**FOREIGN PATENT DOCUMENTS**

DE	M8905980.8	4/1990
DE	M9704929.8	11/1997
DE	M9804702.7	2/1999
EM	000754593-0005	9/2007
EM	001693599-0005	4/2010
EM	001754953-0004	9/2010
EM	001636978-0012	11/2010

\* cited by examiner

*Primary Examiner* — Stacia Cadmus

(74) *Attorney, Agent, or Firm* — Crowell & Moring LLP

(57) **CLAIM**

The ornamental design for a wheel or wheel cover, as shown and described.

**DESCRIPTION**

This application contains subject matter related to the following co-pending U.S. design patent application:

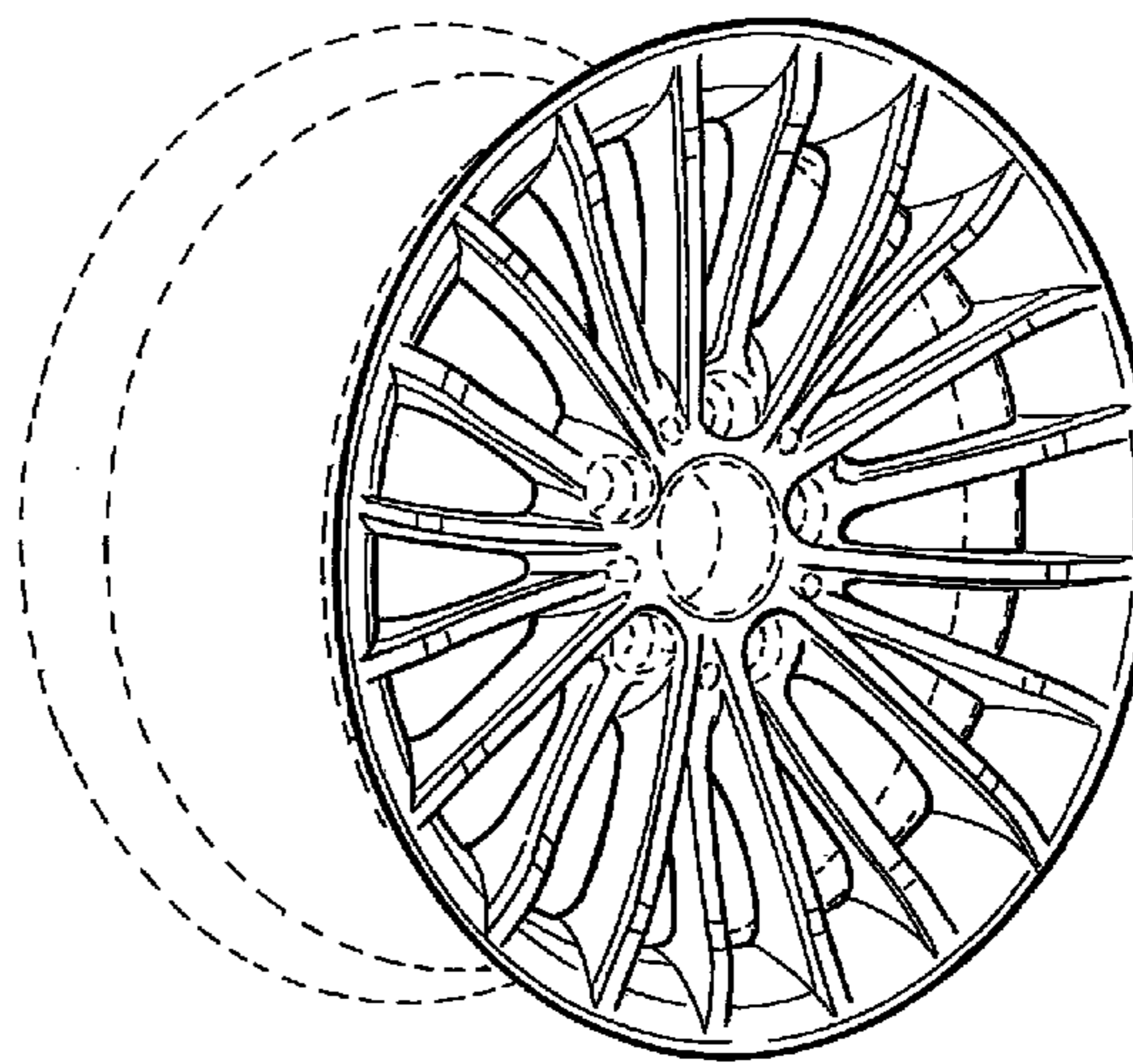

Application Ser. No. 29/375,312, filed Sep. 21, 2010 and entitled "Wheel or Wheel Cover."

FIG. 1 is a front view of a wheel or wheel cover according to my design; and,

FIG. 2 is a perspective view thereof.

The broken line showing of the rear of the rim and the bolt holes and the center cap in the central hub area is included for the purpose of illustrating environment and forms no part of the claimed design.

**1 Claim, 1 Drawing Sheet**



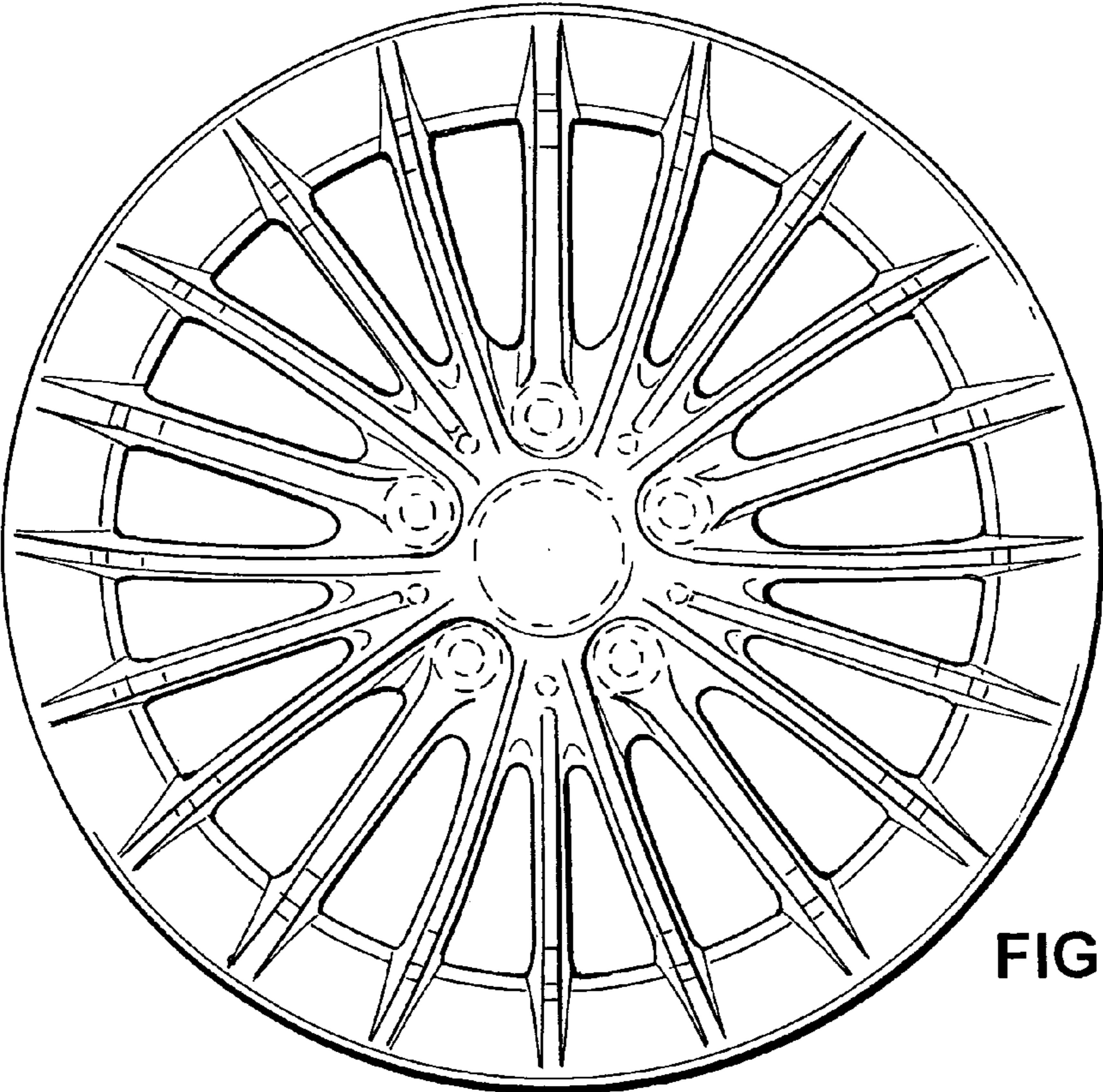


FIG. 1

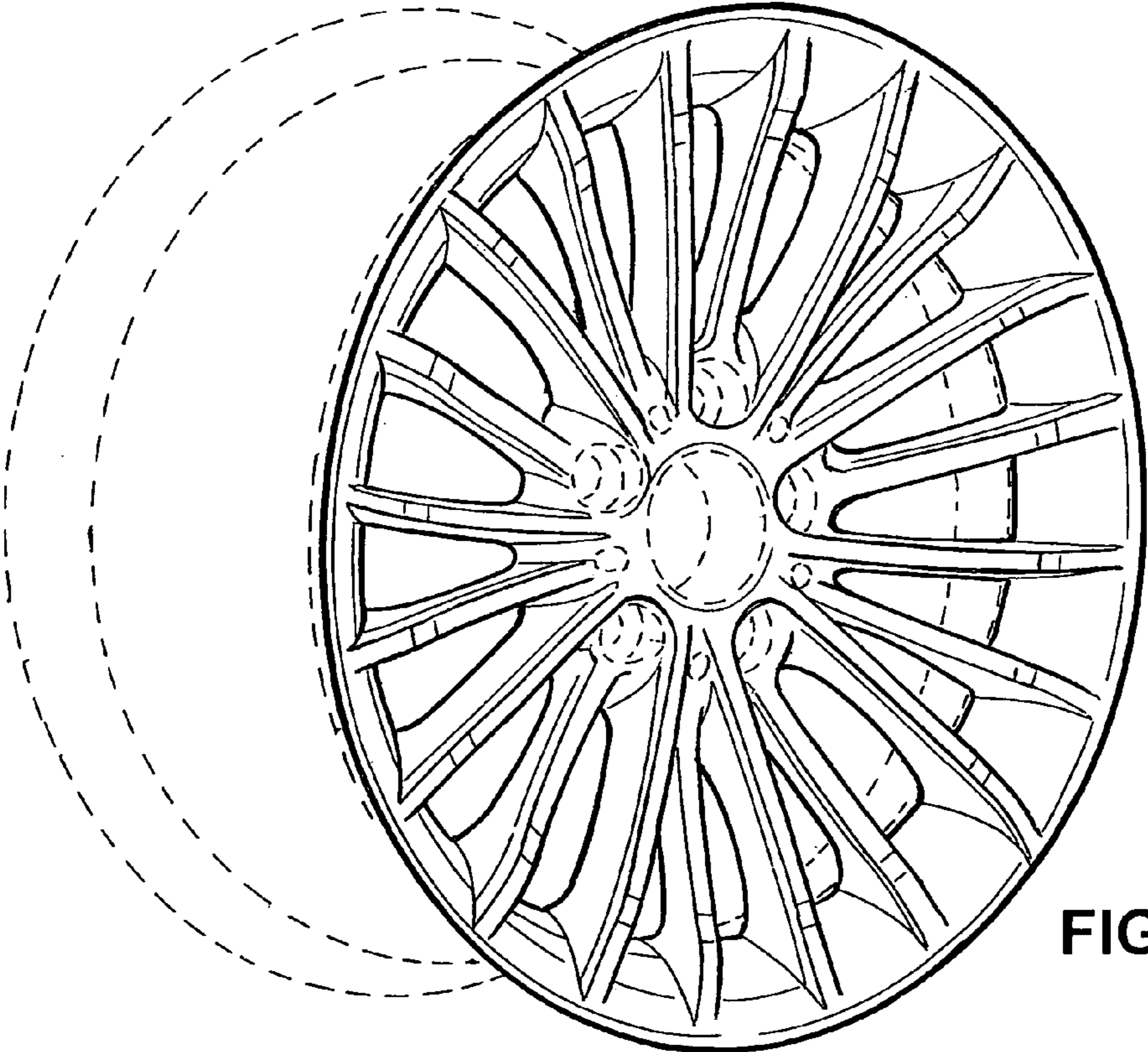


FIG. 2