



US00D639215S

(12) **United States Design Patent**  
**Faghihzadeh**

(10) **Patent No.:** **US D639,215 S**  
(45) **Date of Patent:** **\*\* Jun. 7, 2011**

- (54) **REAR BUMPER FOR A VEHICLE**
- (75) Inventor: **Nader Faghihzadeh**, Munich (DE)
- (73) Assignee: **Bayerische Motoren Werke Aktiengesellschaft**, Munich (DE)
- (\*\*) Term: **14 Years**
- (21) Appl. No.: **29/371,105**
- (22) Filed: **Oct. 21, 2010**

- (30) **Foreign Application Priority Data**
- Apr. 22, 2010 (DE) ..... 40 2010 002 400
- (51) **LOC (9) Cl.** ..... **12-16**
- (52) **U.S. Cl.** ..... **D12/169**
- (58) **Field of Classification Search** ..... D12/169, D12/196, 171, 216, 163, 86, 90-92; 293/102, 293/113, 115, 117, 120; 296/180.1, 180.2  
See application file for complete search history.

- (56) **References Cited**
- U.S. PATENT DOCUMENTS**
- D521,907 S 5/2006 Elmitt
- D605,097 S \* 12/2009 Mueller ..... D12/169
- D626,042 S \* 10/2010 Yamazaki et al. .... D12/169
- D626,470 S \* 11/2010 Komuro ..... D12/169
- D630,976 S \* 1/2011 Clottu ..... D12/169

**FOREIGN PATENT DOCUMENTS**  
EM 000337555-0001 6/2005  
\* cited by examiner

*Primary Examiner* — Melody N Brown  
(74) *Attorney, Agent, or Firm* — Crowell & Moring LLP

(57) **CLAIM**  
The ornamental design for a rear bumper for a vehicle, as shown and described.

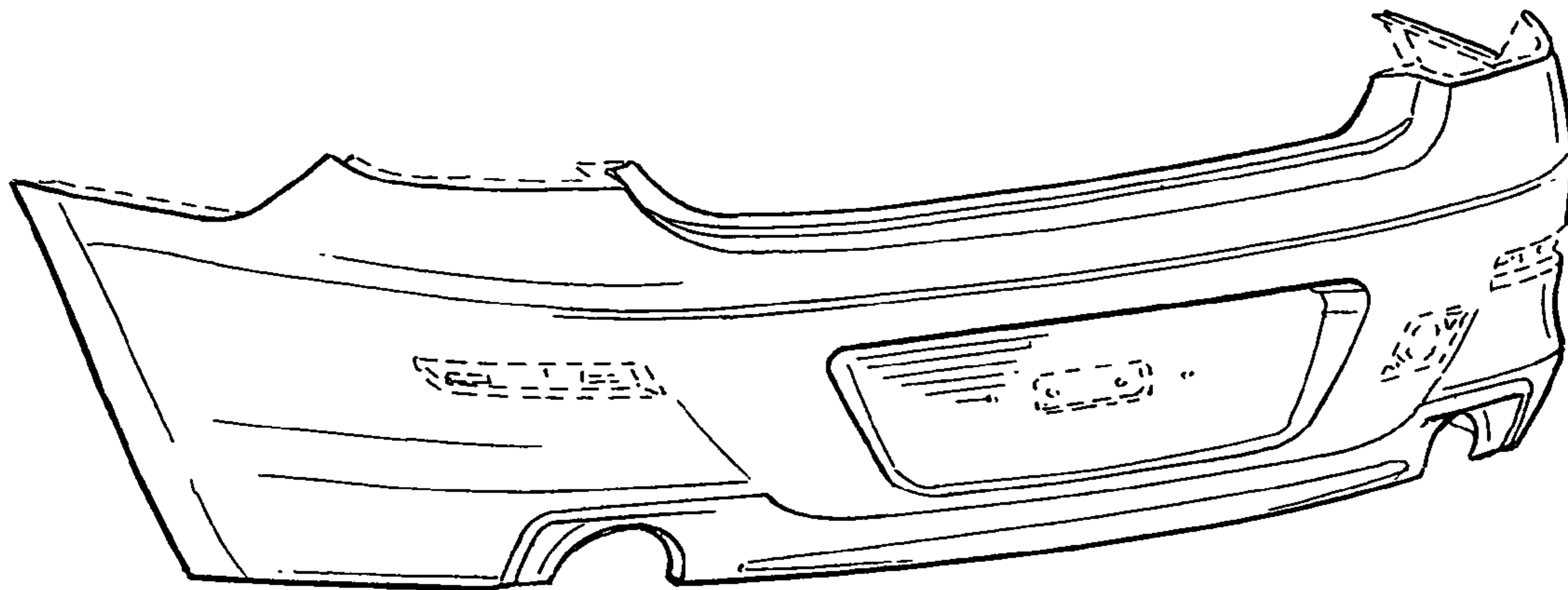
**DESCRIPTION**

This application contains subject matter related to the following co-pending U.S. design patent applications: Application Ser. No. 29/371,100, filed herewith and entitled "Vehicle, Toy, and/or Replicas Thereof"; Application Ser. No. 29/371,101, filed herewith and entitled "Vehicle, Toy, and/or Replicas Thereof"; and Application Ser. No. 29/371,102, filed herewith and entitled "Vehicle, Toy, and/or Replicas Thereof".

FIG. 1 is a left perspective view of a rear bumper for a vehicle according to my design;  
FIG. 2 is a right perspective view thereof;  
FIG. 3 is a front view thereof;  
FIG. 4 is a left side view thereof;  
FIG. 5 is a right side view thereof;  
FIG. 6 is a top view thereof; and  
FIG. 7 is a bottom view thereof.

The broken lines are for illustrative purposes only and form no part of the claimed design.

**1 Claim, 3 Drawing Sheets**






FIG. 1




FIG. 2

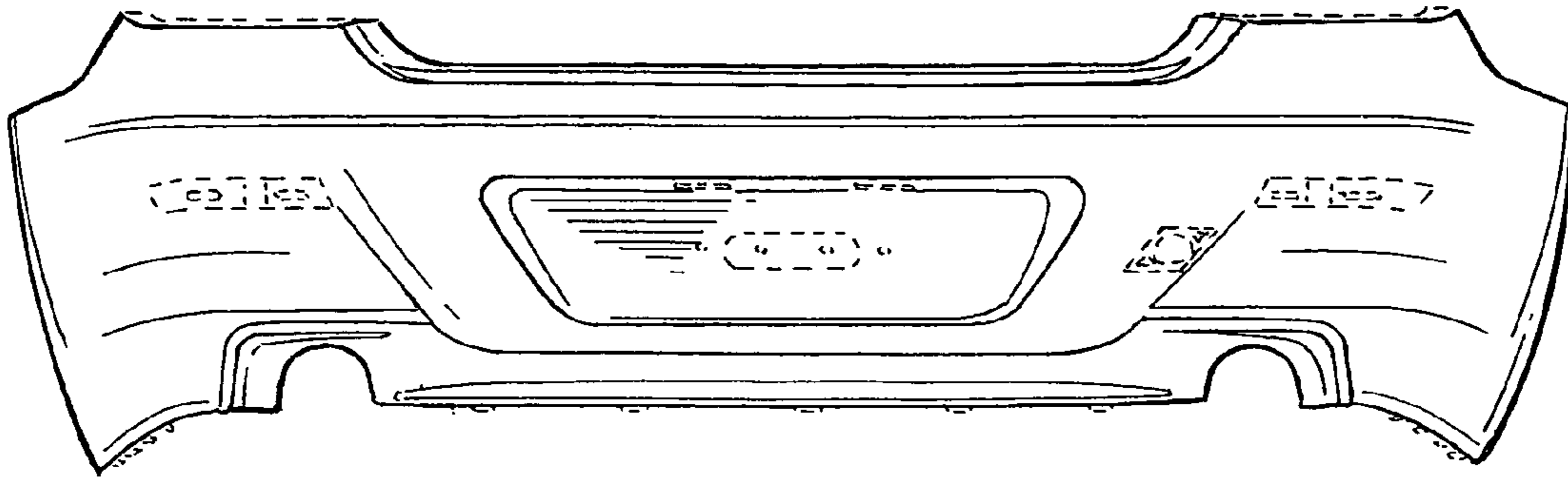


FIG. 3




FIG. 4




FIG. 5




FIG. 6

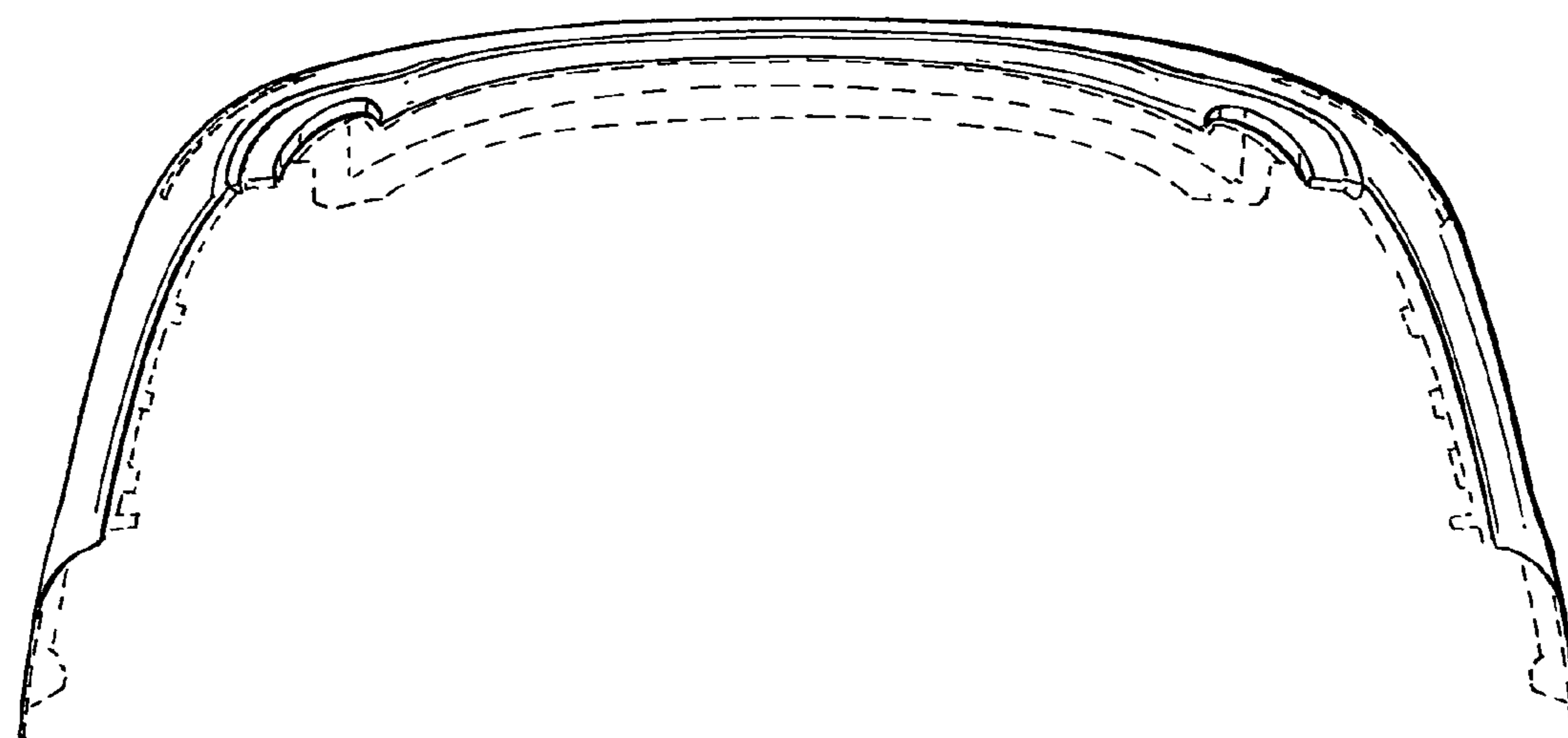


FIG. 7