



US00D639204S

(12) **United States Design Patent**
Cipolla et al.

(10) **Patent No.:** **US D639,204 S**

(45) **Date of Patent:** **** Jun. 7, 2011**

(54) **ORNAMENT**

(76) Inventors: **Kristin Marie Cipolla**, Brecksville, OH
(US); **Mary Beth Sonneborn**,
Brecksville, OH (US)

(**) Term: **14 Years**

(21) Appl. No.: **29/364,819**

(22) Filed: **Jun. 29, 2010**

(51) **LOC (9) Cl.** **11-02**

(52) **U.S. Cl.** **D11/131**

(58) **Field of Classification Search** D2/895;
D9/600, 655, 658, 661, 715, 719, 434-436,
D9/439-441, 444-451; D11/1-3, 117, 118,
D11/121, 125, 130, 131, 144, 157, 164, 184;
D28/25, 39-43, 92, 93; 132/275; 206/457;
215/228, 386; 220/376, 729; 229/89, 116.1,
229/922, 923; 428/4-12, 15-28

See application file for complete search history.

(56) **References Cited**

U.S. PATENT DOCUMENTS

2,200,616	A *	5/1940	Cloud	40/310
2,219,562	A *	10/1940	Painter	40/310
2,221,761	A *	11/1940	Fairbanks	40/310
4,867,214	A *	9/1989	Fuller	428/35.8
D324,350	S *	3/1992	Owens, Jr.	D11/78
D333,639	S *	3/1993	Matan	D11/184
D343,143	S *	1/1994	Chang	D11/184
D352,967	S *	11/1994	Laufer	D20/28
D362,790	S *	10/1995	O'Connor et al.	D7/663
D412,534	S *	8/1999	Richard	D19/90

D413,078	S *	8/1999	Hanson	D11/141
D417,714	S *	12/1999	Yeung	D21/803
6,324,944	B1 *	12/2001	Presa Eguren	81/3.45
6,379,021	B1 *	4/2002	Shieh	362/123
D573,061	S *	7/2008	Chung	D11/184
D610,398	S *	2/2010	Bathey	D7/387
7,892,621	B2 *	2/2011	Draghici et al.	428/80

* cited by examiner

Primary Examiner — Holly Baynham

Assistant Examiner — Michelle E Wilson

(74) *Attorney, Agent, or Firm* — Calfee Halter & Griswold
LLP

(57) **CLAIM**

We claim the ornamental design for an ornament, as shown
and described.

DESCRIPTION

FIG. 1 is a front perspective view of an ornament showing the
new design, as illustrated in an exemplary environment of a
wine bottle;

FIG. 2 is a front perspective view of the ornament of FIG. 1;

FIG. 3 is a right side view of the ornament of FIG. 1;

FIG. 4 is a left side view of the ornament of FIG. 1;

FIG. 5 is a front view of the ornament of FIG. 1;

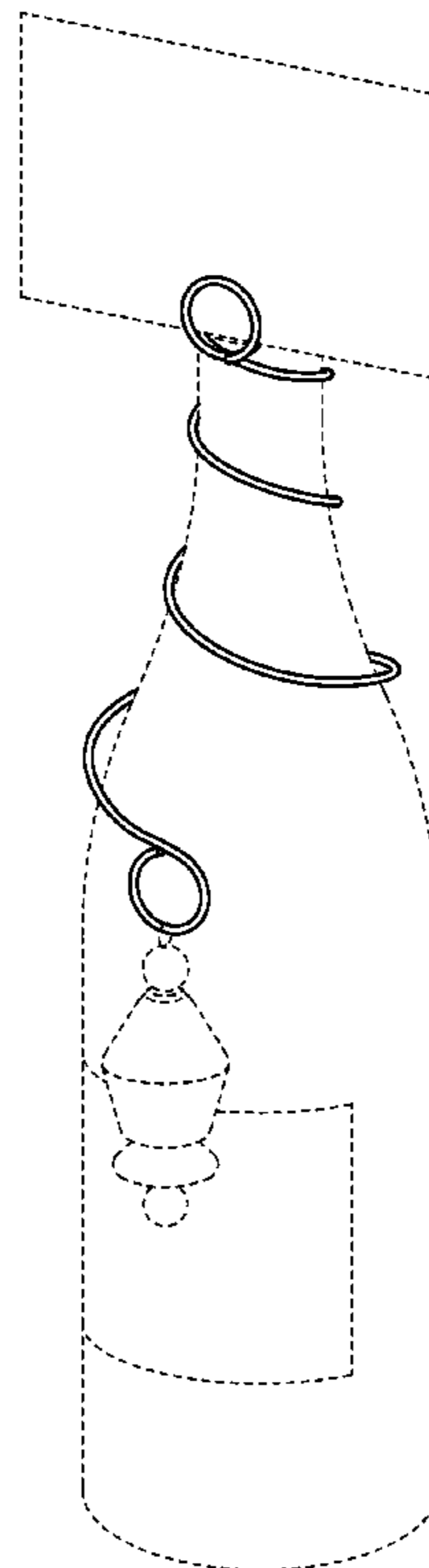
FIG. 6 is a rear view of the ornament of FIG. 1;

FIG. 7 is a top view of the ornament of FIG. 1; and,

FIG. 8 is a bottom view of the ornament of FIG. 1.

The portions of the Figures shown in phantom lines are for
illustrative purpose only and are directed to environment
only, and form no part of the claimed design.

1 Claim, 3 Drawing Sheets



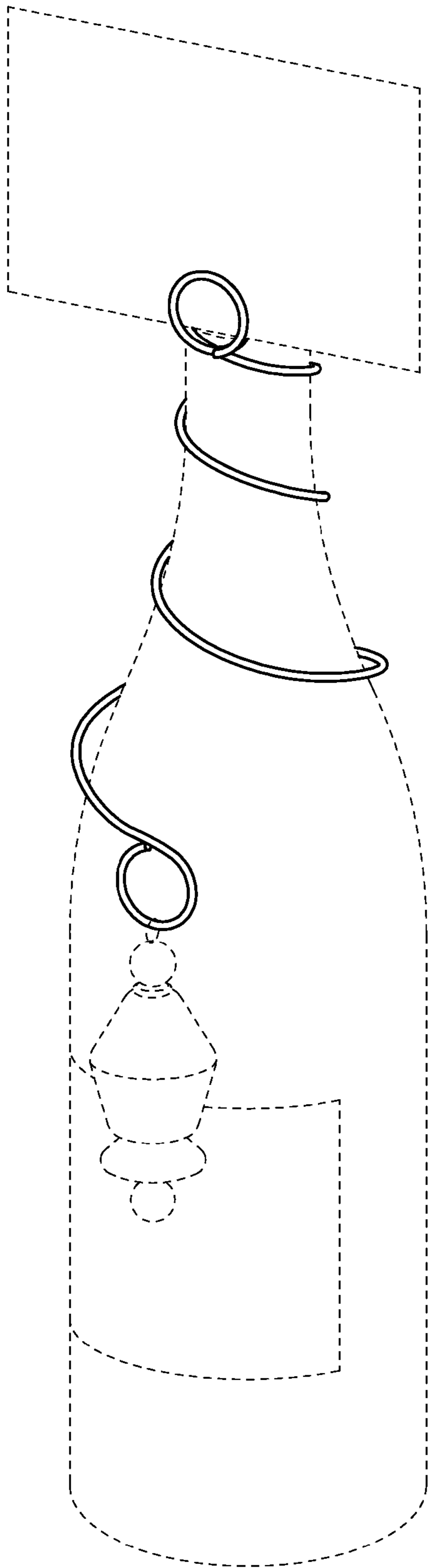


Fig. 1




Fig. 2




Fig. 3

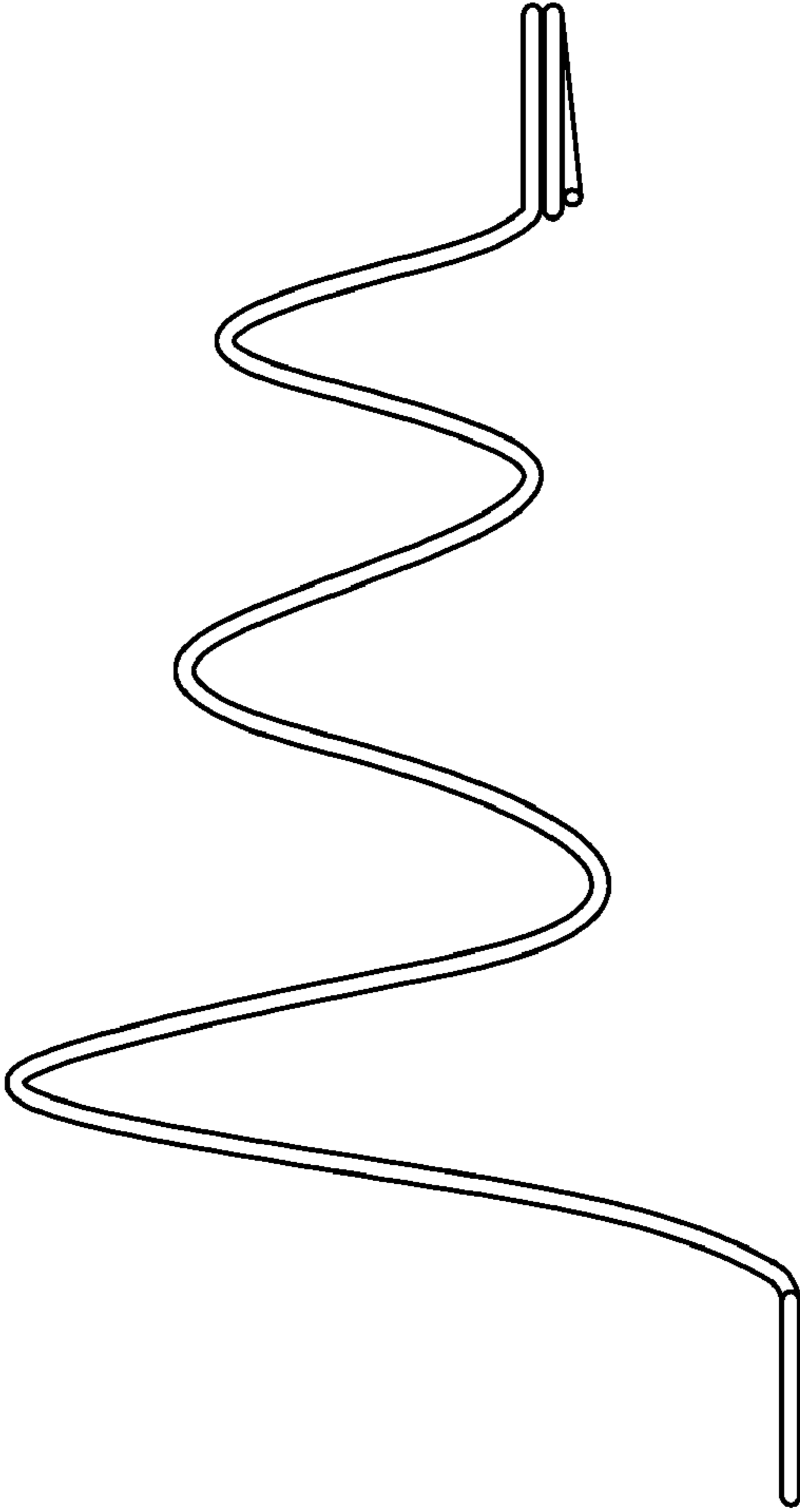


Fig. 4

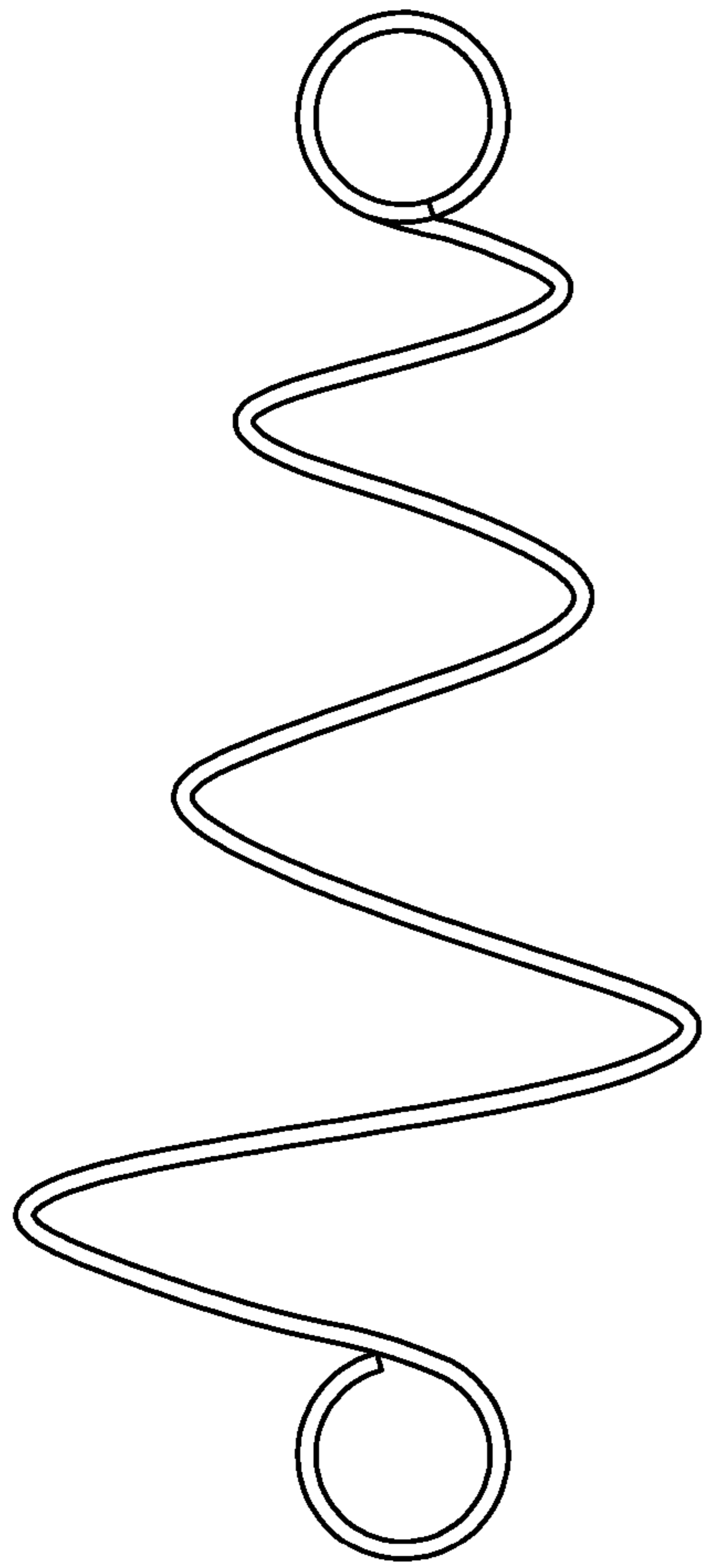


Fig. 5

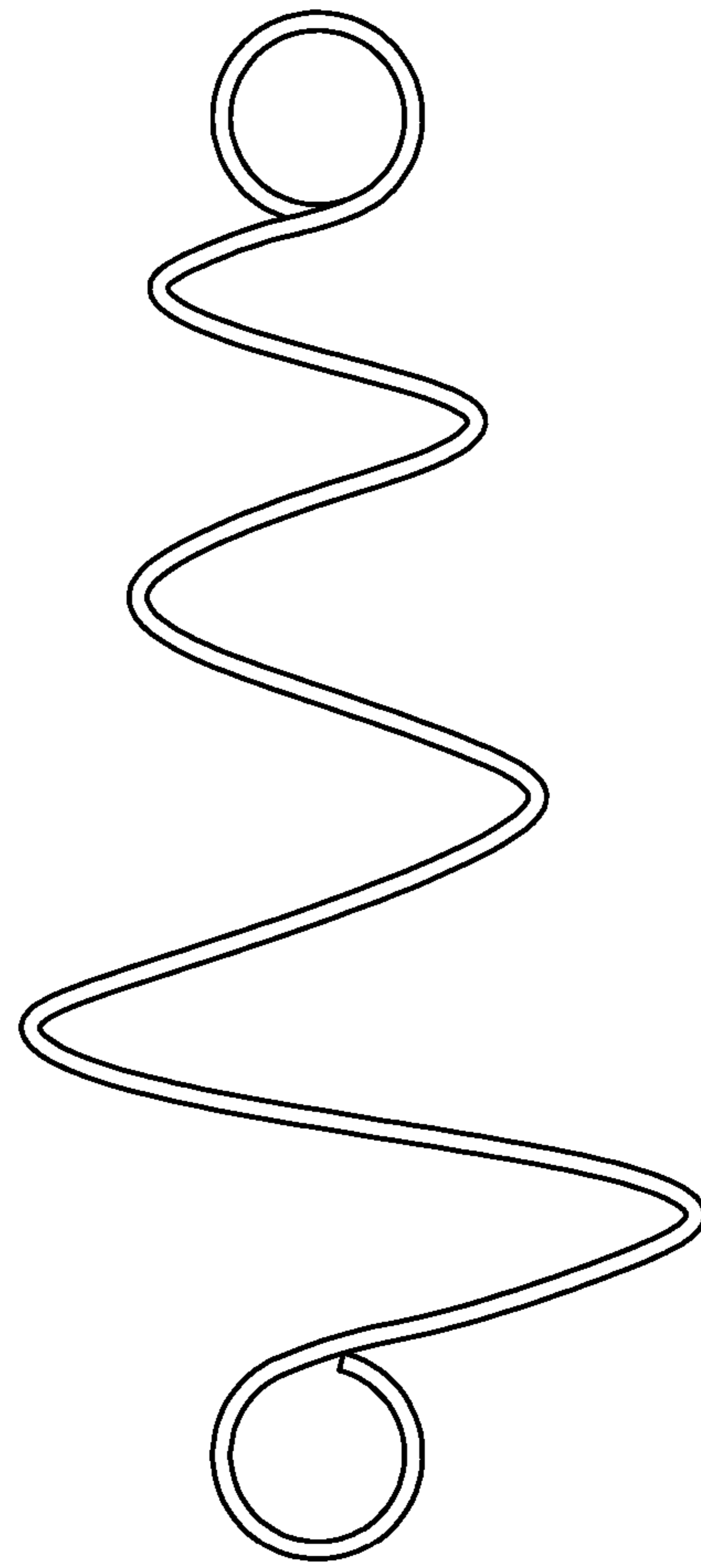


Fig. 6

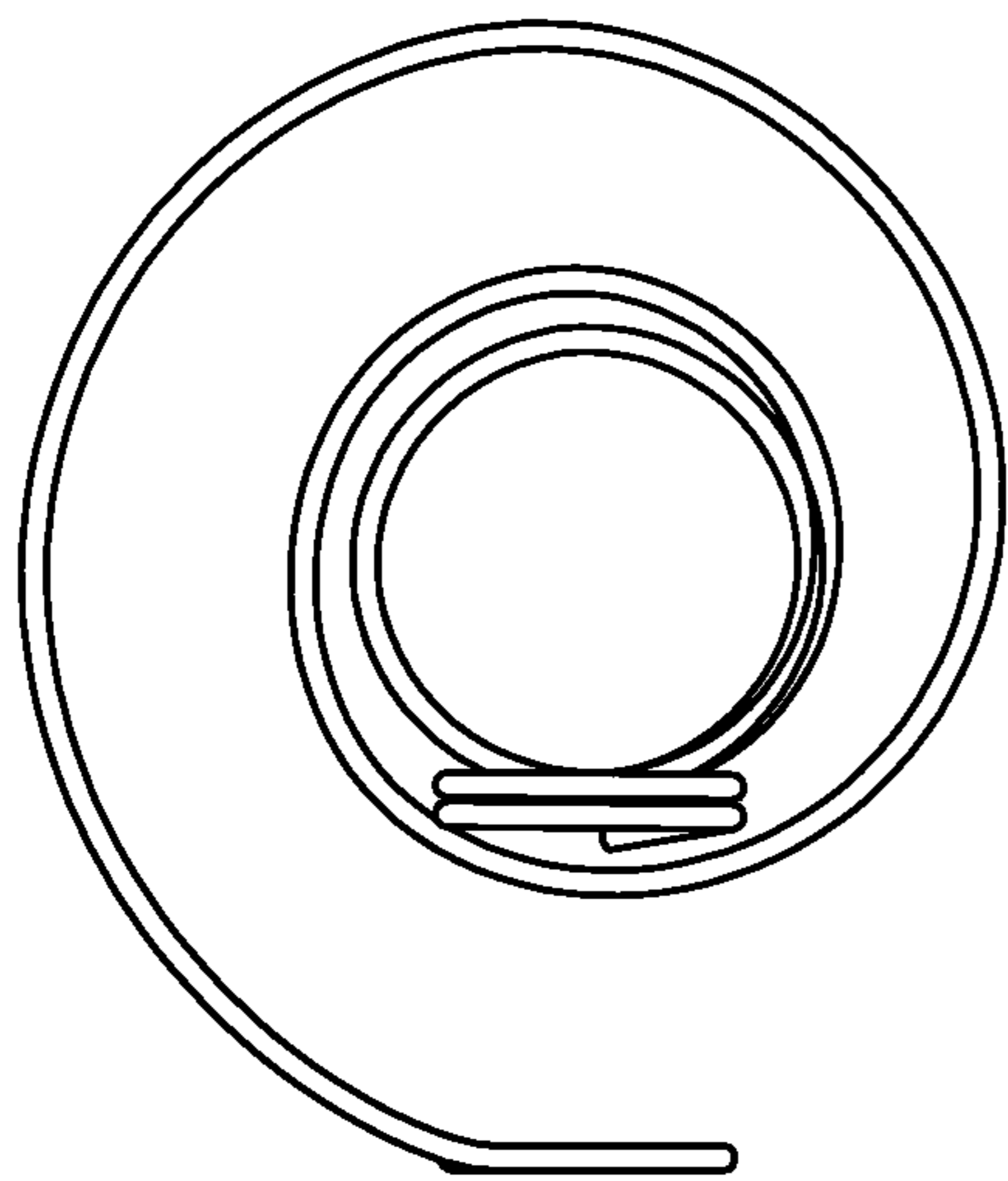


Fig. 7

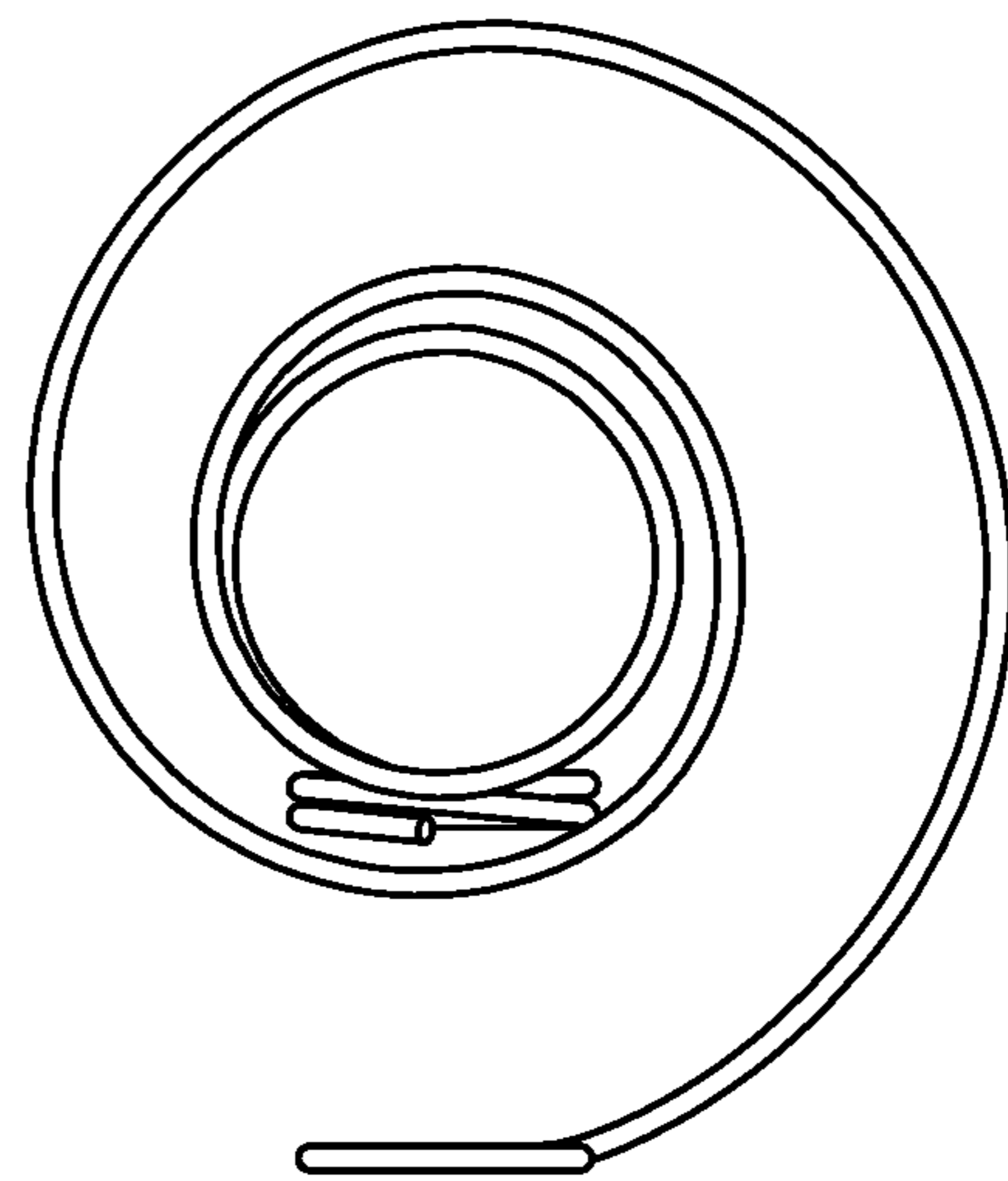


Fig. 8