



US00D639198S

(12) **United States Design Patent**
Nigro

(10) **Patent No.:** **US D639,198 S**

(45) **Date of Patent:** **** Jun. 7, 2011**

(54) **BRACELET**

(75) Inventor: **Laura J. Nigro**, Norridge, IL (US)

(73) Assignee: **LJN Designs, Inc.**, Norridge, IL (US)

(**) Term: **14 Years**

(21) Appl. No.: **29/380,439**

(22) Filed: **Dec. 6, 2010**

(51) **LOC (9) Cl.** **11-01**

(52) **U.S. Cl.** **D11/5; D11/11**

(58) **Field of Classification Search** D11/1-25,
D11/26; 63/3.1, 3.2, 4, 7, 11, 15, 39
See application file for complete search history.

(56) **References Cited**

U.S. PATENT DOCUMENTS

D30,922 S *	5/1899	Deitsch	D2/634
635,510 A *	10/1899	Saunders	63/15
D143,702 S *	2/1946	Baxter	D28/41
D254,637 S *	4/1980	Moore	D2/877
D339,467 S *	9/1993	Teague	D2/875

D498,167 S *	11/2004	Ferlise	D11/5
D573,056 S *	7/2008	Sterling et al.	D11/11
D576,511 S *	9/2008	Cunningham	D11/8

* cited by examiner

Primary Examiner — Cathron C Brooks

Assistant Examiner — Melanie Levy

(74) *Attorney, Agent, or Firm* — Greer, Burns & Carin, Ltd.

(57) **CLAIM**

The ornamental design for a bracelet, as shown and described.

DESCRIPTION

FIG. 1 is a top perspective view of an embodiment of a bracelet showing my new design.

FIG. 2 is a bottom perspective view thereof.

FIG. 3 is a rear elevational view thereof.

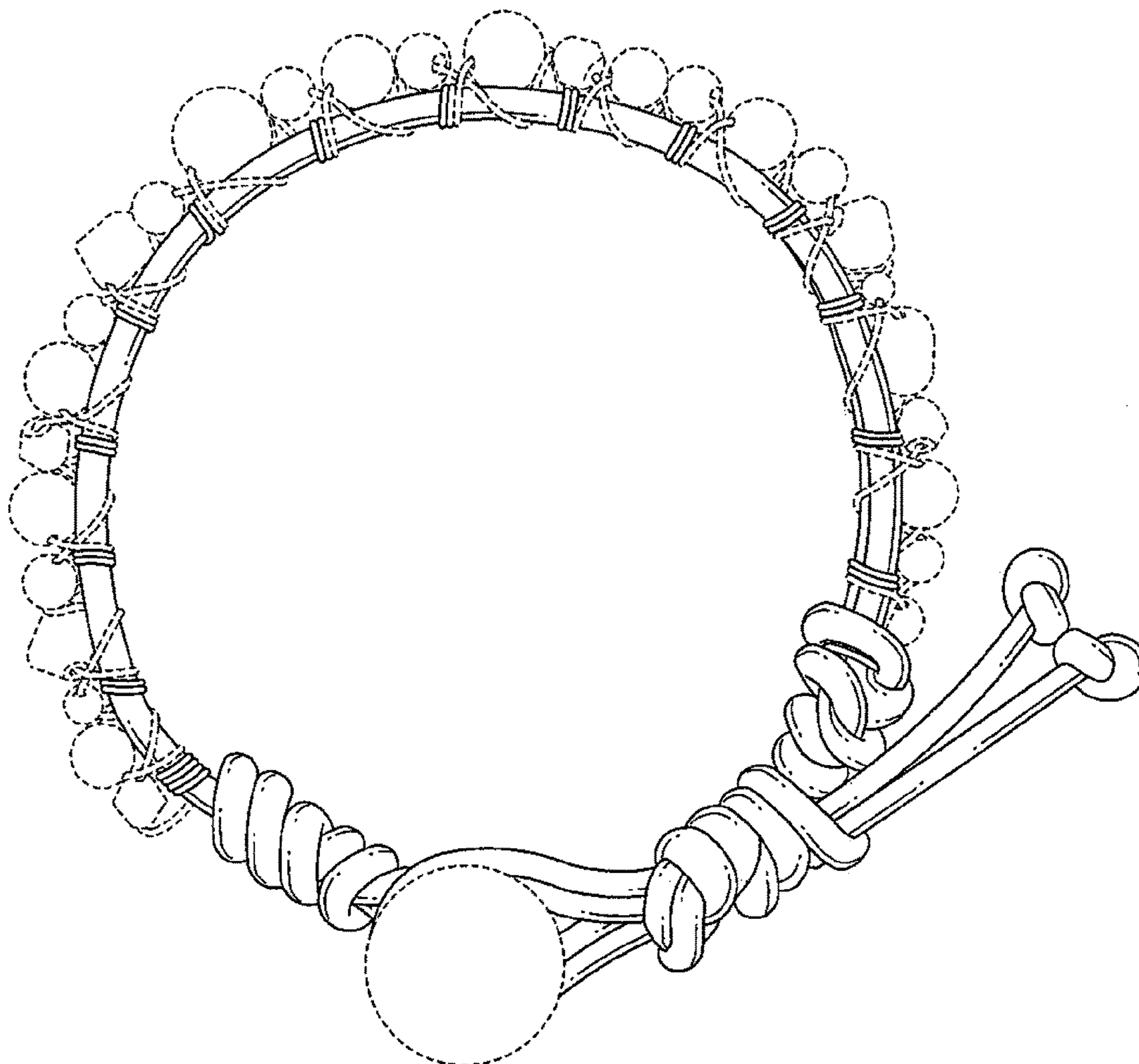
FIG. 4 is a front elevational view thereof.

FIG. 5 is a right side elevational view thereof; and,

FIG. 6 is a left side elevational view thereof.

The broken lines showing the other bracelet features are for the purpose of illustrating environmental structure and form no part of the claimed design.

1 Claim, 3 Drawing Sheets



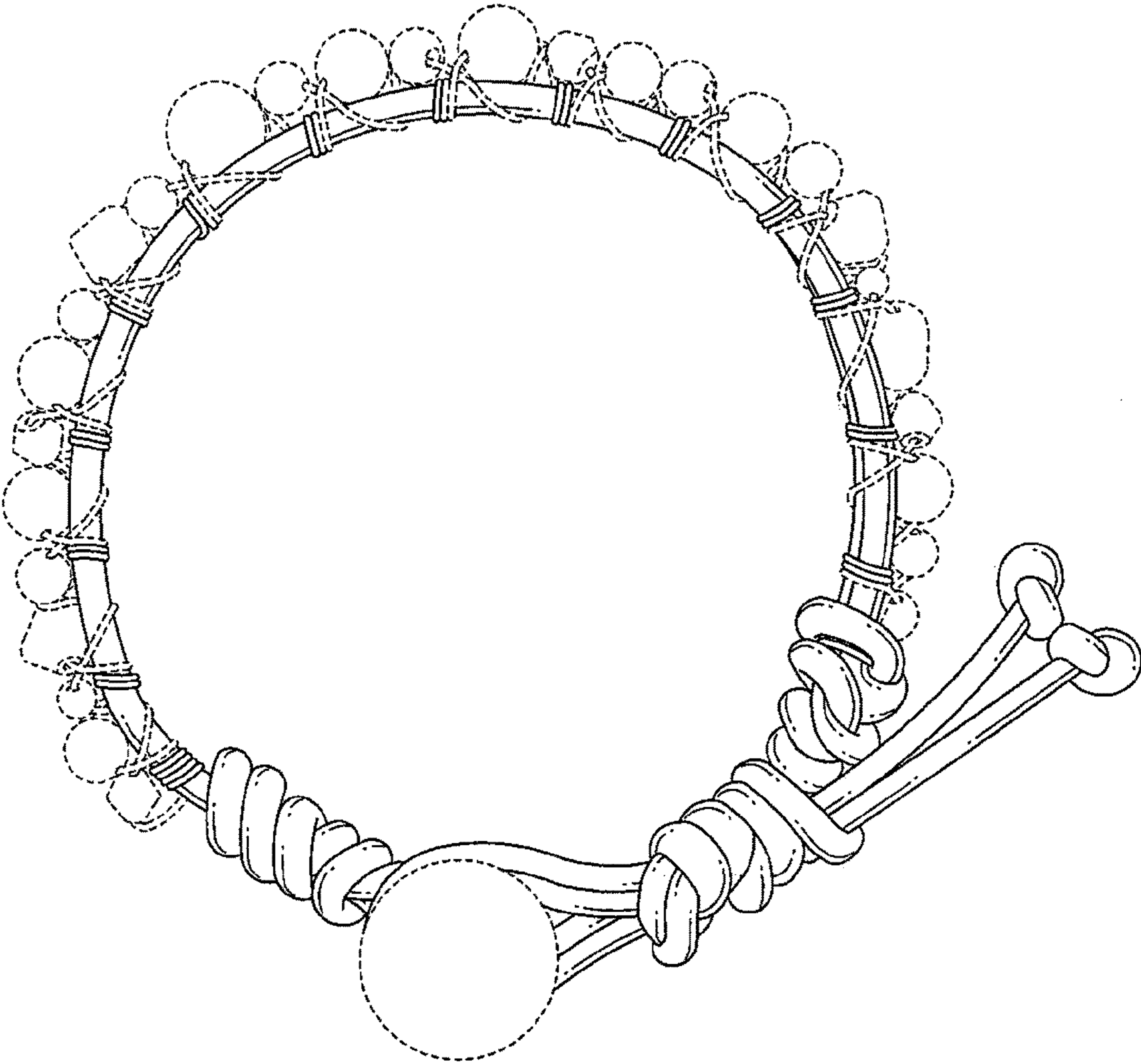


FIG. 1

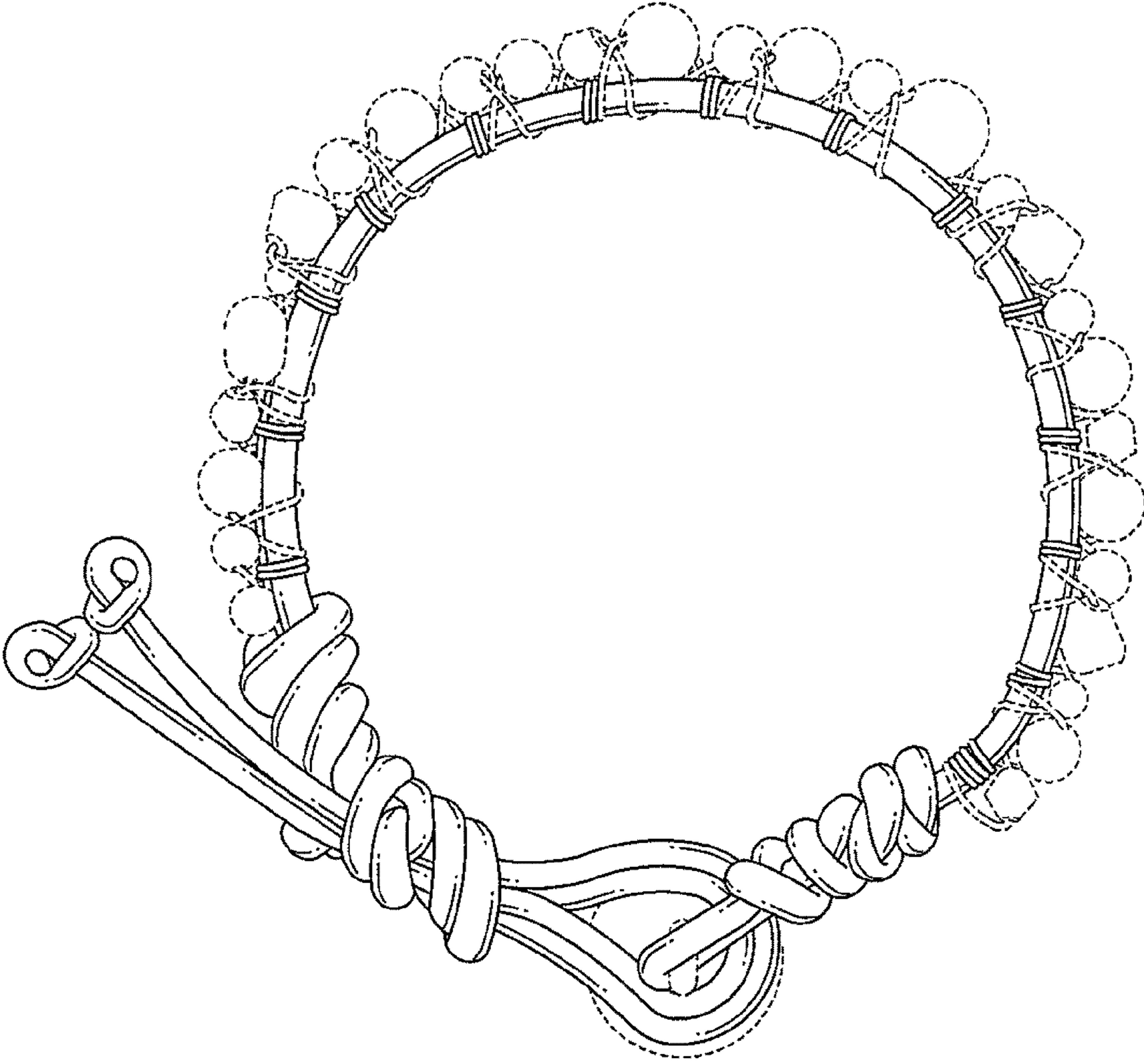


FIG. 2

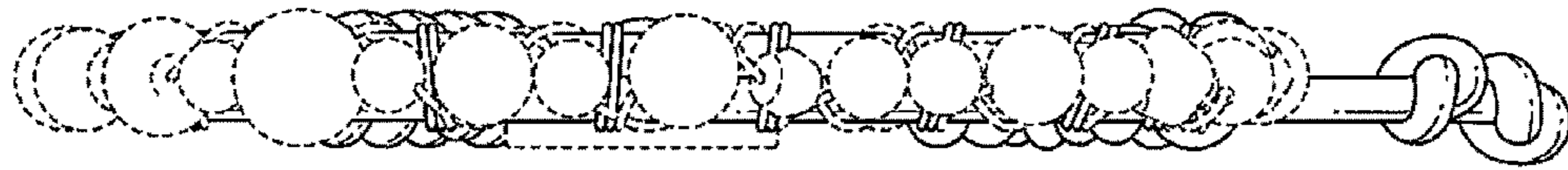


FIG. 3

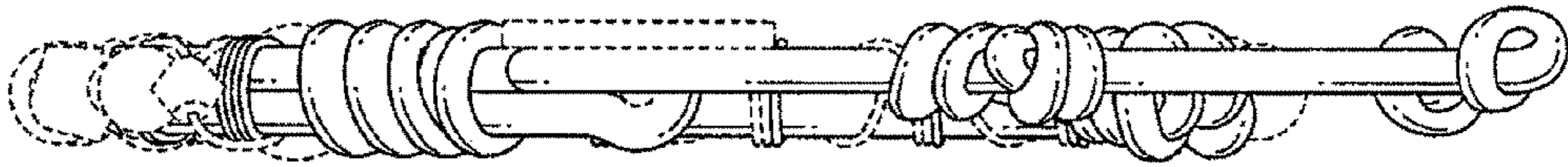


FIG. 4

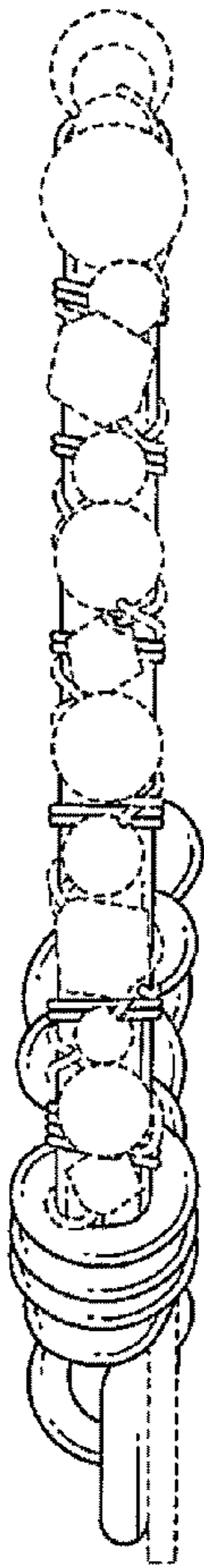


FIG. 5

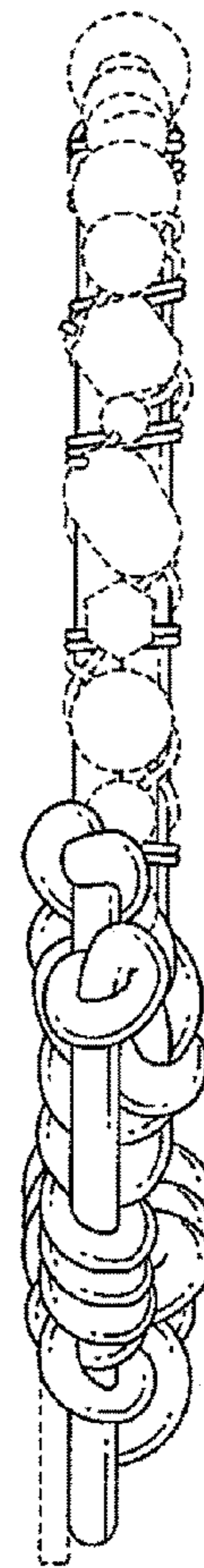


FIG. 6